

# BELLE LIGHTING

COLLECTIONS 2019 - 2020



# Terms & conditions

Catalogue edition 07/2018

The data in this catalogue are provided in good faith and only for your information. This data may not be used against BEL Lighting.

Prices valid from 01.08.2018 and cancels all previous price lists.

Prices ex works and without taxes (VAT, Recycling contribution,...).

BEL LIGHTING reserves all rights to alter all product price and data any time, without any notice.

The general BEL LIGHTING conditions of sale are always applicable.

Nothing in this catalog may be reproduced without permission in writing from the BEL LIGHTING company.



The design, production and assembling are all made in the company.

We use solid and durable materials like stainless steel, aluminium, brass, copper, Belgian blue stone and the exotic wood "Iroko".



BEL LIGHTING is certified with a quality management system in conformance with ISO 9001-2015.

The ISO standard specifies requirements for organizations of any type to demonstrate the ability to consistently provide services and products that consistently meet client requirements and aim to enhance customer satisfaction through application and improvement of the quality management system.

The ISO 9001:2015 Quality Management System provides a framework for implementation, maintenance, and continual improvement of quality best practices.



Bel Lighting offers you the possibility to extend the initial legal guarantee of 2 years from most of our lights in adding 3 more years. You should get, in total, 5 years guarantee !

Most of our lights have also 15 years guarantee against perforation.

For use in an aggressive environment (near the sea,...), we recommend to use our stainless steel fixtures with an electro-polishing treatment, see info pages.

To have access to the service, fill in the document online or send us back the card that you will find included in the product's packing in the 3 months after your purchase.

More informations on [www.bel-lighting.com/en/extended-warranty](http://www.bel-lighting.com/en/extended-warranty)



# WHO WE ARE

---

## EN

Founded in 1991, BEL-LIGHTING is still to this day an independent family company with over fifty employees working here at our present factory in Megara (Greece) and headquarters in Saintes (Belgium). Lighting creator specialized in outdoor lighting, we constantly follow new developments in lighting technology and we are always attentive to the specific needs of our partners around the world to design and produce new innovative products that correspond to the requirements of our customers in the private or public domain.

Meanwhile, our technical department provides support for « customized » products, we provide assistance to architects and business partners on their projects together.

We also strengthen our products with recognized certifications, confirming the quality of our fixtures according to international standards. Likewise, we're providing our partners all the information needed about our products including photometric data accredited by a specialized laboratory to determine the performance of our lighting before their implementation through various simulation programs.

The creation, design and production is done in-house, we have firmly decided to build our reputation with high quality, that's why we always use first choice materials, some products are also manufactured with natural materials (aluminum, brass, stainless steel, copper, exotic iroko wood and Belgian stone) without coating and are fully integrated into their natural environment.

The technical quality and our exceptional design are the key priorities of our work in the development and manufacture of our products, with only proper use, installation and maintenance done by a specialist guarantee operational safety.

This edition of our catalog is more than an update of the full range of our lighting products, it is the result of the work of our research teams, design, technical contribution, production and marketing.

BEL LIGHTING, value added to the light!



Headquarters in Belgium



Factory in Greece

# WHO WE ARE

---

## NL

BEL LIGHTING gesticht in 1991 blijft tot op datum van vandaag nog steeds een onafhankelijk familiebedrijf met meer dan 50 werknemers actief in onze productie eenheid in Megara (Griekenland) en in onze hoofdzetel te Sint Renilde (Belgie). Als producent van hoofdzakelijk kwalitatieve buitenverlichtingstoestellen volgen we steeds de nieuwe tendensen op vlak van technologie en zijn steeds een luisterend oor voor wat onze verdelers wereldwijd specifiek nodig achten. Op deze manier blijven wij steeds nieuwe producten ontwikkelen die beantwoorden aan de vraag voor zowel privé als openbare domeinen.

Bovendien biedt onze technische dienst de mogelijkheid bepaalde producten "op maat" te produceren en bieden we zo de mogelijkheid aan architecten en professionele verdelers om samen hun projecten te realiseren.

Wij verstrekken ook erkende certificaten van onze producten als bevestiging van de kwaliteit volgens de internationale normen. Bovendien bieden wij aan onze verdelers alle mogelijke informatie over onze producten aan alsook de foto metrische gegevens opgemaakt door een onafhankelijk laboratorium. Op deze manier kan de kwaliteit van onze producten vóór het in dienst nemen van het project in verschillende verlichtingssimulatieprogramma's geïntegreerd worden.

Door het ontwerp, design en de productie in eigen beheer te hebben, hebben we besloten onze reputatie in het hogere gamma verder uit te bouwen. Dit is ook de reden dat we onze producten in edele materialen (aluminium, messing, inox en brons) en sommige in natuurlijke materialen (exotisch hout Iroko en Belgische blauwe hardsteen) produceren. Dit zonder bescherming zodat ze zich volledig in hun natuurlijke omgeving integreren.

De technische kwaliteit en een goed design zijn onze belangrijkste eisen in de ontwikkeling en de productie van onze producten, maar enkel een juist gebruik, de installatie en het onderhoud door een specialist uitgevoerd garandeert u een veilige omgeving.

Deze uitgave van onze catalogoog is meer dan een upgrade van ons compleet gamma. Het is het resultaat van het werk van ons ontwikkeling, design, technisch, productie en marketingteam.

BEL LIGHTING, de meerwaarde aan het licht !

## FR

Fondée en 1991, BEL LIGHTING reste à ce jour une société familiale, indépendante, avec plus d'une cinquantaine d'employés travaillant dans notre usine de Megara (Grèce) et au siège central de Saintes (Belgique). Créateur de luminaires spécialisé dans l'éclairage extérieur, nous suivons constamment les nouvelles évolutions en technologie de l'éclairage et nous sommes toujours à l'écoute des besoins spécifiques de nos partenaires du monde entier afin de créer et produire de nouveaux produits innovants qui viennent répondre aux exigences de nos clients pour le domaine privé ou public.

Parallèlement, notre département technique offre un support pour des produits « sur mesure » et nous venons en aide aux architectes et partenaires professionnels pour réaliser ensemble leurs projets.

Nous renforçons aussi nos produits avec des certifications reconnues, confirmant ainsi la qualité de nos luminaires selon les normes internationales. De même, nous mettons à la disposition de nos partenaires toutes les informations nécessaires sur nos produits, mais également les données photométriques accréditées par un laboratoire spécialisé afin d'établir la performance de nos éclairages avant leur mise en œuvre à travers divers programmes de simulation.

La création, le design et la production étant effectués en interne, nous avons fermement décidé de bâtir notre réputation dans le haut de gamme, c'est pourquoi nous utilisons toujours des matières premières nobles et certains produits sont aussi fabriqués dans des matières naturelles (aluminium, laiton, inox, cuivre, bois exotique iroko et pierre belge) sans protection de surface et qui s'intègrent totalement dans leur environnement naturel.

La qualité technique et un bon design sont les priorités essentielles de notre travail dans le développement et la fabrication de nos produits, mais seule une utilisation conforme, une installation et un entretien fait par un spécialiste garantissent la sécurité d'exploitation.

Cette édition de notre catalogue est, plus qu'une mise à jour de la gamme complète de nos luminaires, c'est le résultat du travail de nos équipes de recherche, design, contribution technique, production et marketing.

BEL LIGHTING, la valeur ajoutée à la lumière !

---

## DE

Gegründet im Jahre 1991, BEL LIGHTING ist bis heute ein unabhängiges Familienunternehmen, mit mehr als fünfzig Angestellte, die sowohl in unserer Produktionsstätte Megara (Griechenland) als auch in unserem Hauptsitz, Saintes (Belgien) arbeiten. Als Hersteller von Leuchten, spezialisiert in Aussenleuchten, folgen wir kontinuierlich die technologischen Entwicklungen im Beleuchtungsbereich. Wir hören ständig auf die spezifischen Wünsche unserer internationalen Partner und entwerfen und produzieren neue Produkte, um den Ansprüchen unserer Kunden im privaten und im öffentlichen Bereich nachzukommen.

Gleichzeitig bietet unsere technische Abteilung Unterstützung für "massgeschneiderte" Produkte an und hilft Architekten und professionelle Partner ihre Projekte gemeinsam durchzuführen.

Wir stärken unsere Produkte durch anerkannte Zertifikate, die somit die Qualität unserer Leuchten gemäss internationaler Normen, bestätigen. Für unsere Partner stellen wir nicht nur alle nötigen Informationen bezüglich unsere Produkte zur Verfügung, sondern ebenfalls photometrische Daten, akkreditiert durch ein spezialisiertes Labor, um vor Einsatz die Leistung unserer Leuchten durch diverse Simulationsprogramme zu bestimmen.

Da die Kreation, das Design und die Herstellung intern durchgeführt werden, haben wir fest beschlossen, unser Ansehen auf hochqualifizierte Produkte auszubauen. Aus diesem Grunde verwenden wir stets hochwertige Rohmaterialien. Einige Produkte werden aus natürlichen Rohmaterialien hergestellt (Aluminium, Messing, Edelstahl, Kupfer, exotisches Holz Iroko und Belgischer Blaustein) ohne zusätzliche Schutzschichten, wodurch sie sich hervorragend in ihrer natürlichen Umgebung integrieren.

Die technische Qualität und ein herausragendes Design sind die wichtigsten Prioritäten unserer Arbeit in der Entwicklung und der Fertigung. Nur eine sachgerechte Verwendung, eine vom Fachmann sichergestellte Installation und Wartung, garantieren die Sicherheit der Benutzung.

Diese Ausgabe unseres Katalogs ist mehr als eine Aktualisierung unseres kompletten Beleuchtungssortiments, es ist das Ergebnis einer Team-Arbeit zwischen Forschung, Design, Technik, Produktion, und Marketing.

BEL LIGHTING, der zusätzliche Wert des Lichtes !

## GR

Η εταιρεία BEL LIGHTING ιδρύθηκε το 1991, παραμένει μια ανεξάρτητη οικογενειακή επιχείρηση με περισσότερους από πενήντα εργαζόμενους στο εργοστάσιο παραγωγής μας στα Μέγαρα (Ελλάδα) και στο κέντρο διανομής μας στο Saintes (Βέλγιο). Σχεδιαστές φωτισμού ειδικεύονται στον φωτισμό εξωτερικού χώρου, ακολουθώντας συνεχώς την νέα αναπτυσσόμενη τεχνολογία στον φωτισμό και πάντα δίνοντας βάρος στις ιδιαίτερες ανάγκες των συνεργατών μας σε όλο τον κόσμο. Δημιουργούμε και παράγουμε νέα εξειδικευμένα προϊόντα, τα οποία ανταποκρίνονται στις απαιτήσεις των πελατών μας, επαγγελματιών και ιδιωτών.

Παράλληλα το τεχνικό μας τμήμα παρέχει ολοκληρωμένη υποστήριξη σε αρχιτέκτονες και επαγγελματίες φωτισμού για τη δημιουργία «customized» προϊόντων και την ολοκλήρωση ιδιαίτερων έργων.

Ακόμη ενδυναμώνουμε την παραγωγή μας κατοχυρώνοντας αναγνωρισμένες πιστοποιήσεις, που επιβεβαιώνουν την ποιότητα κατασκευής μας με βάση τα διεθνή πρότυπα. Παρέχουμε στους συνεργάτες μας όλες τις απαιτούμενες πληροφορίες για τα προϊόντα μας, όπως επίσης και τα φωτομετρικά στοιχεία, που έχουμε στη διάθεσή μας από πιστοποιημένο εργαστήριο φωτομετρίας, ώστε να μπορούν μέσω των διαφόρων προγραμμάτων προσομοίωσης να διαπιστώσουν την απόδοσή των φωτιστικών μας πριν την εφαρμογή.

Ο σχεδιασμός, η δημιουργία και η παραγωγή του συνόλου των προϊόντων μας γίνεται εξολοκλήρου στην κάθετη μονάδα παραγωγής μας και για τον λόγο αυτό έχουμε αποφασίσει να στηρίξουμε το όνομά μας στην άριστη κατασκευαστικά ποιότητα. Κάποια από τα προϊόντα μας είναι φτιαγμένα από φυσικά υλικά (μπρούτζο, φυσικό αλουμίνιο, ανοξείδωτο ατσάλι) χωρίς οποιαδήποτε επιπλέον επικάλυψη και απολύτως εναρμονισμένα με το φυσικό περιβάλλον.

Αυτή η έκδοση του καταλόγου μας είναι κάτι περισσότερο από μια εμπλουτισμένη παρουσίαση του συνόλου της γκάμας μας. Είναι το αποτέλεσμα του συνδυασμού της ποιοτικής και ομαδικής δουλειάς βελτιώνοντας τον σχεδιασμό, την κατασκευή, αλλά και την προώθηση των νέων υλικών μας.

BEL LIGHTING, the value added to the light









STEP  
INTO  
THE  
LIGHT



# INTERIOR - CEILING - RECESSED



Faki R 24



Faki K 24



Star R 27



Star S 27



Tekno 28



# INTERIOR - CEILING - SURFACE



Koba TR 30



Koba TB 30



Cube TR 31



Viva TR 33



Sounio 39



Zoom 40



Process 40



Micro TR 34



Rotor Mini 35



Rotor Maxi 34



Soled 36



Paco 39



Elipse 41



Zenith 7 41



Clip 42



Solid 42



Titan 1 42



Titan 2 43



Titan 3 43

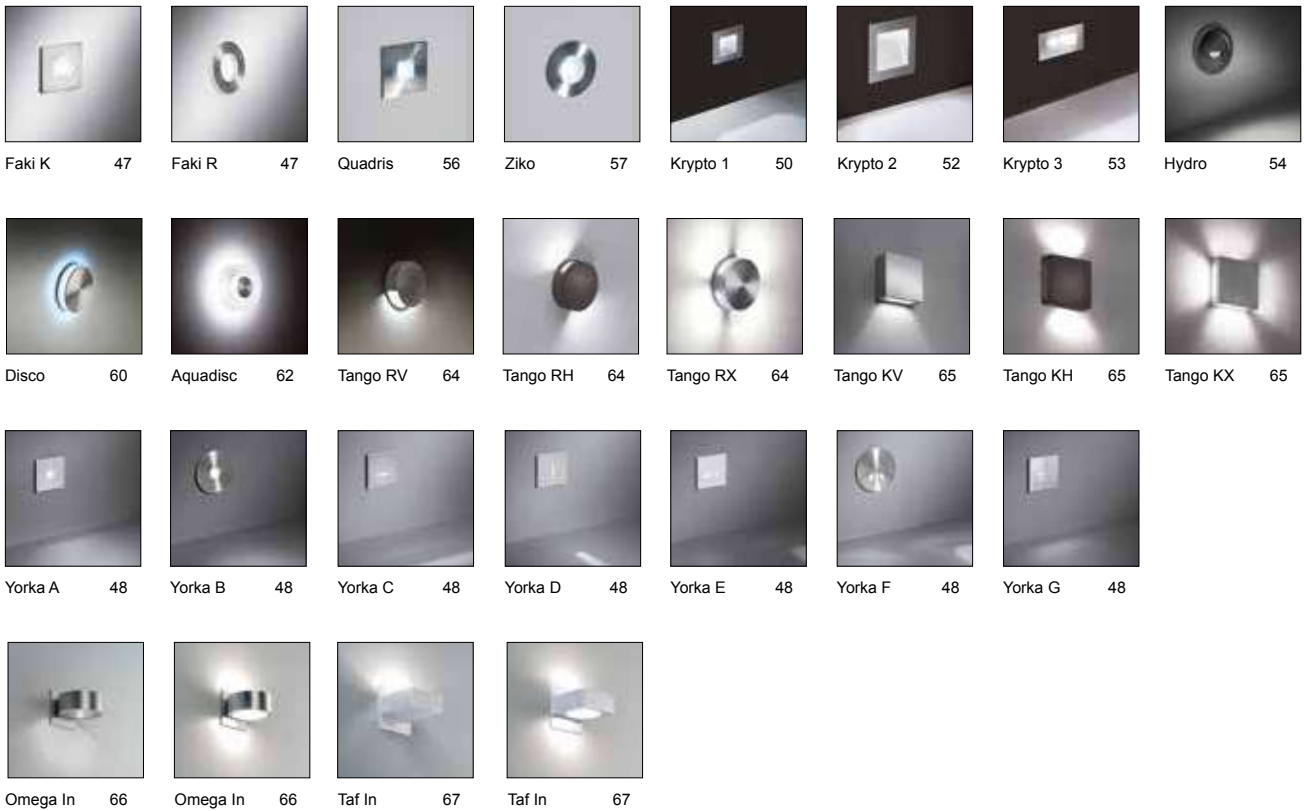


Titan 4R 43



Titan 4K 43

# INTERIOR - WALL - RECESSED



# INTERIOR - WALL - SURFACE





# EXTERIOR - CEILING - RECESSED



Circo

82



Banio

85



Static

85



Vista GX

85



# EXTERIOR - CEILING - SURFACE




Koba TR

88



Koba TB

88



Cube TR

89



Sounio

92



Squadra TR

97



Linus 2

97



Micro TR

86



Max TR

86



Soled

91



Paco

92



Ampas

93



Ringo A

96



Vodis B

94



Vodis B

94



Cobus B

95



Cobus A

95



Mani R

96



Lotus D

98



Lotus E

98

# EXTERIOR - WALL - RECESSED



Quadris 111



Ziko 111



Kara 110



Twist 110



Krypto 1 102



Krypto 2 104



Krypto 3 104



Hydro 108



Disco 114



Aquadisc 115



Tango RV 112



Tango RH 112



Tango RX 112



Tango KV 112



Tango KH 112



Tango KX 112



Yorka A 106



Yorka B 106



Yorka C 106



Yorka D 106



Yorka E 106



Yorka F 106




Yorka G 106



Max 1-IN 117



Max 2-IN 117



Teka IN 117



Omega 1-IN 116



Omega 2-IN 116



Taf 1-IN 116



Taf 2-IN 116

# EXTERIOR - FLOODLIGHT



Kozi S 198



Zita S 200



Mask 202



Prince S 204



Maxima-50 206



Maxima-65 208



Salsa 210



Saturn Led 212



Saturn HPL 214



Maxima-100 216



Eco 1A 222



Eco 1C 222



Eco 2A 223



Eco 2C 223



Maxima-GU 218



Cylinder S 220



Cylinder 1-IN 227



Cylinder 2-IN 227



Max-S1 224



Max-S2 224



Tex GZ 225



Tex 2 ON 225



Tex 1-IN 226



Tex 2-IN 226



Line-Up 228



Line-Up 228

# EXTERIOR - WALL - SURFACE



Manix D 160



Manix G 160



Cubix D 158



Cubix G 159



Cubix K 159



Cubix Y 159



Poeme D 178



Onyx D 162



Onyx BIS 162



Onyx K 162



Onyx G 163



Soft D 178



Nobus D 166



øð† ð æudol



Zebra D 171



Zebra G 170



Zebra Y 170



Atlantic D 169



Atlantic BIS 169



Atlantic G 169



Atrex G 164



Atrex D 164



Atrex Y 165



Atrex 100 D 175



Strida RD 177



Despo D 173



Sumo RD 174



Spirit KD 176



Sumo D 175



Spirit D 175



Spirit RD 176



Strida KD 176



Sounio 184



Linus 2 182



Squadra TR 182



Paco 184



Ringo A 185



Ringo C 185



Cobus A 187



Cobus B 187



Cobus C 187



Cobus D 187



Octus O 190



Octus X 190



Lotus A 192



Lotus B 192



Lotus C 192



Lotus D 194



Lotus E 194



Vodis B 180



Vodis A 180



Mani R 188



Cambridge A 179



Cambridge B 179


































Marina-O 189



Marina-R 189



# EXTERIOR - WALL - SURFACE

						
Koba 1 118	Koba 1B 120	Koba 2 119	Koba 2B 121	Okio 122	Okio 122	Sampa D 133
						
Cube 1L 124	Cube Bis 125	Cube 2L 127	Taf 129	Taf 129	Keyko 130	Torga D 132
						
Squadra D 134	Squadra G 135	SAMP A D-Pro 136	SAMP A S-Pro 136	Omega 1 139	Omega 2 139	
						
Wally-S 140-141	Wally-XL 142-143	Mini astro 1 149	Mini astro 2 148	Astro 1 145	Astro 2 146	Recto 2 146
						
Micro 1 150	Micro 2 152	Max 154	Teka 157			





# EXTERIOR - GARDEN BOLLARD < 1,5M



Cubix FL 288



Manix FL 288



Onyx FL 291



Atrex FL 293



Nobus FL 294



Zebra FL 292



Atlantic FL 296



Zaxor Decor 300



Faros Nobus 295



Faros Atlantic 297



Sarm FL 284



Soft FL 290



Atrex 100 FL 305



Poeme FL 306



Sumo FL 299



Sumo RFL 308



Strida RFL 311



Spirit FL 302



Spirit RFL 311



Spirit KFL 313



Strida KFL 313



Cambridge FL316



Totem FL 314



Tex FL 269



Tex bis DL 268



Tex bis FL 268



Prince FL 273



Max FL 270



# EXTERIOR - GARDEN BOLLARD < 1,5M



Sampa PRO 238



Sampa FL 237



Indy 233



Seven 244



Big Seven 247



Torga FL 250



Nomad 2 276



Strato 248



Goliath K 254



Goliath R 255



Alina 256



Vigo 274



Visio FL 277



Despo FL 278



Sami 259



Sami-flex 262



Salsa-S 266




Nocturn 263



Swapi 264



Ulyss FL 280



Sabri FL 286





# EXTERIOR - GARDEN BOLLARD > 1,5M



Torga L 320



Artist 322



Sampa L1 324



Sampa L2 324



Nomad 1 326



Eros FL 328



Elyo FL 330



# EXTERIOR - FLOOR UPLIGHTING - SURFACE



Cube TR



Max TR 334



Micro TR 334

# EXTERIOR - FLOOR UPLIGHTING - RECESSED




Zona R 336



Zona S 336



Venus-R 345




Venus-S 345



Xeno R 343




Xeno S 343



Genesis 344



Zaxor Mini 347



Bolas 350




Bolas Led 352




Bolas HP led 354




Zaxor GZ 359



Zaxor GZ0 359



Zaxor Led 360



Zaxor Led-O 364



Zaxor 10° 362



Bolas O-HPL 366



Zaxor HP led 368



Zaxor O-HPL 370



Zona V 338



Zona H 338



Zona X 338



Bolas V 356



Bolas H 356



Bolas X 356



Zaxor U 348



Tango RV 340



Tango RH 340



Tango RX 340



Tango KV 340



Tango KH 340




Tango KX 340



Zaxor X 348

# EXTERIOR - UNDERWATER



Bolas F 378



Kozi F 380



Saturn F 382



Xeno F 376-377



Zona F 374

THE  
VALUE  
ADDED  
TO  
THE  
LIGHT

# Interior

<u>Ceiling light</u>	<u>Recessed - Surfaced mounted</u>	22
<u>Wall light</u>	<u>Recessed - Surfaced mounted</u>	44

# Exterior

<u>Ceiling light</u>	<u>Recessed - Surfaced mounted</u>	80
<u>Wall light</u>	<u>Recessed - Surfaced mounted</u>	100
<u>Flood light</u>	<u>Ceiling - Wall - Floor</u>	196
<u>Garden bollard - 1,5m</u>		230
<u>Garden bollard + 1,5m</u>		318
<u>Floor uplighting</u>	<u>Recessed - Surfaced mounted</u>	332
<u>Underwater lighting</u>		372
<u>Accessories</u>		384
<u>Information</u>		398



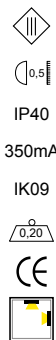
Soled





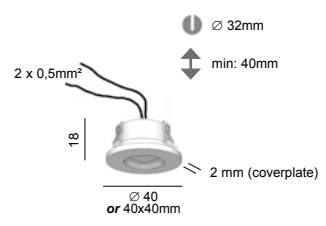
Interior

# CEILING light



**code: 8082R. XXX . XX**  
led color

**code: 8082K. XXX . XX**  
led color



**LED**

- D10** 1,2W - 5000K - 70°
- D30** 3,2W - 5000K - 70°
- W10** 1,2W - 2700K - 70°
- W30** 3,2W - 2700K - 70°

**COLOR**

- 00** Natural brushed aluminum
- 01** White
- 22** Brown
- 39** Grey
- 48** Dark grey (RAL 7016 structured)

1,2W 3000K = on request  
3,2W 3000K / 4000K = on request



max.  
efficacy  
120lm/W

	Typical luminous flux (lm)	
	1,2W	3,2W
2700 K	125	337
3000 K	135	354
4000 K		380
5000 K	145	381



#### DESCRIPTION

Body made in solid aluminum  
Screws in stainless steel  
Degree of protection IP40  
Safety sandblasted plexiglass  
Led 1,2W or 3,2W 350mA incorporated  
Energy class EC: A+

#### ACCESSORIES

Recessed box - Pop 9a  
Led driver 350mA CC

#### ON REQUEST

Other RAL colors or anodized black  
Other materials (brass / copper / ...)  
Only for led 1,2W : 3000K  
Only for led 3,2W : 3000K / 4000K  
Other dimensions (customized)

## LED

<b>D11</b>	1,2W - 5000K - 10°
<b>D13</b>	1,2W - 5000K - 35°
<b>D31</b>	3,2W - 5000K - 30°
<b>D32</b>	3,2W - 5000K - 45°
<b>W11</b>	1,2W - 2700K - 10°
<b>W13</b>	1,2W - 2700K - 35°
<b>W31</b>	3,2W - 2700K - 30°
<b>W32</b>	3,2W - 2700K - 45°

1,2W 3000K = on request

3,2W 3000K / 4000K = on request

For some applications, on request, led 1,2W can be used with a driver 500mA to obtain for example: 1,75W 10° - 5000K - 205 lumens


## COLOR


<b>00</b>	Natural brushed aluminum
-----------	--------------------------

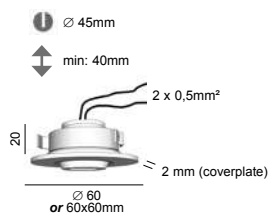
max.  
efficacy  
120lm/W

	Typical luminous flux (lm)	
	1,2W	3,2W
2700 K	125	337
3000 K	135	354
4000 K		380
5000 K	145	381



 code: 8026. XXX . 00  
led

 code: 8027. XXX . 00  
led



Star R



Star S



#### DESCRIPTION


Body made in solid aluminum  
Screws in stainless steel  
Degree of protection IP20 (3,2W) or IP40 (1,2W)  
orientable 360° - 45°  
Led 1,2W or 3,2W 350mA incorporated  
Energy class EC: A+

#### ACCESSORIES

Led driver 350mA CC

#### ON REQUEST

Other RAL colors or anodized black  
Other materials (brass / copper / ...)  
Other dimensions (customized)  
Only for led 1,2W : 3000K  
Only for led 3,2W : 3000K / 4000K



Tekno



IP40

350mA

IK09



#### DESCRIPTION

Body made in solid aluminum  
Screws in stainless steel  
Degree of protection IP40  
Safety sandblasted plexiglass  
Led 1,2W or 3,2W 350mA incorporated  
Energy class EC: A+

#### ACCESSORIES

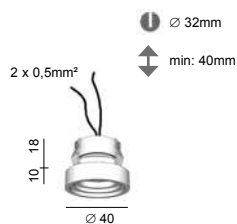
Recessed box - Pop 9a  
Led driver 350mA CC

#### ON REQUEST

Other RAL colors or anodized black  
Other materials (brass / copper / stainless steel)  
Only for led 1,2W : 3000K  
Only for led 3,2W : 3000K / 4000K  
Other dimensions (customized)



	Typical luminous flux (lm)	
	1,2W	3,2W
2700 K	125	337
3000 K	135	354
4000 K		380
5000 K	145	381



code: 8083R. XXX . XX  
          |          |  
          led      color

#### LED

**D10** 1,2W - 5000K - 70°  
**D30** 3,2W - 5000K - 70°  
**W10** 1,2W - 2700K - 70°  
**W30** 3,2W - 2700K - 70°

#### COLOR

**00** Natural brushed aluminum  
**01** White  
**39** Grey  
**48** Dark grey (RAL 7016 structured)

1,2W 3000K = on request  
3,2W 3000K / 4000K = on request





**DESCRIPTION**

Body made in solid aluminum  
 Screws in stainless steel  
 Degree of protection IP65 - IK09  
 Class 1 (230V) or Class 3 (350mA)  
 Safety plexiglass  
 Led 3,2W 350mA or 3W 230V incorporated  
 Energy class EC: A+ (350mA) or A (230V)

**ACCESSORIES**

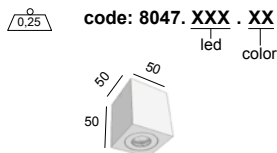
Led driver 350mA CC (not for 230V model)  
 Lens 10° - code: AC.8041.32

**ON REQUEST**

Other RAL colors or anodized black  
 Only for led 3W 230V : 3000K  
 Only for led 3,2W 350mA : 3000K / 4000K  
 Other dimensions (customized)

max. efficacy 119lm/W

	Typical luminous flux (lm)	
	3W	3,2W
2700 K	170	337
3000 K	170	354
4000 K		380
5000 K		381



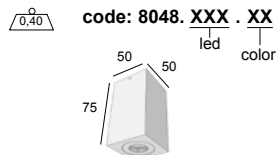
**LED**

**D32** 3,2W 350mA - 5000K - 70°  
**W03** 3W 230V - 2700K - 70°  
**W32** 3,2W 350mA - 2700K - 70°

3W 230V 3000K = on request  
 3,2W 350mA 3000K / 4000K = on request

**COLOR**

**01** White  
**02** Black  
**32** Anodized aluminum  
**39** Grey  
**48** Dark Grey (RAL 7016 structured)



**LED**

**D32** 3,2W 230V - 5000K - 70°  
**W32** 3,2W 230V - 2700K - 70°

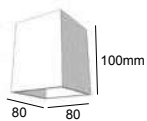
3000K / 4000K = on request

**COLOR**

**01** White  
**02** Black  
**32** Anodized aluminum  
**39** Grey  
**48** Dark Grey (RAL 7016 structured)







**DESCRIPTION**

Body made in profile aluminum  
Screws in stainless steel  
Degree of protection IP20  
Energy class EC: A++/A

**ON REQUEST**

Other RAL colors or anodized black  
Other dimensions (customized)

code: 906. EC . **XX**  
color



**BULB**

EC GU10 LED (max. height 65mm)

**COLOR**

- 00 Natural brushed aluminum
- 01 White
- 02 Black
- 39 Grey



IP20

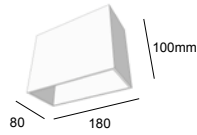
230V



Cube TR



code: 149. EC . XX  
color



**BULB**

EC 2 x GU10 LED (max. height 65mm)

**COLOR**

- 00 Natural brushed aluminum
- 01 White
- 02 Black
- 39 Grey





IP20

230V



Viva TR



#### DESCRIPTION

Body made in profile aluminum  
Screws in stainless steel  
Degree of protection IP20  
Energy class EC: A++/A

#### ON REQUEST

Other RAL colors  
Other dimensions (customized)



Micro TR



IP65

IK09



### DESCRIPTION

Body made in solid aluminum or stainless steel  
Screws in stainless steel  
Degree of protection IP65 - IK09  
Class 1 (230V) or Class 3 (350mA)  
Safety plexiglass  
Led 3,2W 350mA or 3W 230V incorporated  
Energy class EC: A+ (350mA) or A (230V)



### ACCESSORIES

Led driver 350mA CC (not for 230V model)  
Lens 10° - code: AC.8041.32

### ON REQUEST

Other RAL colors or anodized black  
Other materials (brass / copper)  
Only for led 3W 230V : 3000K  
Only for led 3,2W 350mA : 3000K / 4000K  
Other dimensions (customized)



	Typical luminous flux (lm)	
	3W	3,2W
2700 K	170	337
3000 K	170	354
4000 K		380
5000 K		381

code: 1107. XXX . XX  
                  led    color

### LED

**D32** 3,2W 350mA - 5000K - 70°  
**W03** 3W 230V - 2700K - 70°  
**W32** 3,2W 350mA - 2700K - 70°

3W 3000K = on request  
3,2W 3000K / 4000K = on request

### COLOR

**01** White  
**02** Black  
**04** Brushed stainless steel  
**32** Anodized aluminum



Rotor Maxi



IP20

230V

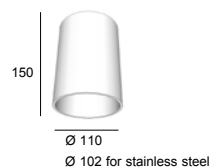


### DESCRIPTION

Body made in profile aluminum or stainless steel  
Screws in stainless steel  
Degree of protection IP20  
Energy class EC: A++/A

### ON REQUEST

Other RAL colors  
Anodised aluminum or black  
Other dimensions (customized)



code: 922 . E2 . XX  
                                  color

### BULB

**E2** PAR30 E27 LED 230V (max. d. 99mm / height 100mm)

### COLOR

**00** Natural brushed aluminum 0.6  
**01** White 0.6  
**02** Black 0.6  
**04** Brushed stainless steel 1.5  
**39** Grey 0.6



**DESCRIPTION**

Body made in aluminum, stainless steel, brass or copper  
Degree of protection IP20  
Energy class EC: A++/A

**ACCESSORIES**

Anti-glare ring - code: AC.7001.AG.\_ \_

**ON REQUEST**

Other RAL colors  
Anodised aluminum or black  
Other dimensions (customized)



IP20

230V



Rotor Mini

code: 923 . GU . XX  
color





**BULB**

GU GU10 LED (max. height 65mm)

**COLOR**

- 00 Natural brushed aluminum
- 01 White
- 02 Black
- 04 Brushed stainless steel
- 07 Brushed brass
- 21 Brushed copper
- 39 Grey





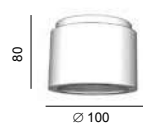
Soled

**DESCRIPTION**

Body made in profile aluminum  
 Degree of protection IP65  
 Safety clear glass  
 Dimmable Led 230V incorporated  
 Energy class EC: A

**ACCESSORIES**

Anti-glare honeycomb : Louver ref: X060.082.3




**ON REQUEST**

Other RAL colors or anodized black  
 Other materials (stainless steel, ...)  
 Sandblasted glass  
 Other led color : 2700K  
 Other dimensions (customized)

max. efficacy 90lm/W

	Typical luminous flux (lm)	
	6W	10W
2700 K	480	860
3000 K	500	900

code: 8090. XX X . XX 

led  
 °angle  
 color

**LED**

- W2** 6W - 3000K
- W3** 10W - 3000K

**ANGLE**

- 1** Reflector 16°
- 2** Reflector 40°


**COLOR**

- 01** White
- 02** Black
- 32** Anodized aluminum


Led 2700K = on request  
 Led Dim-To-Warm 1800K-3000K = on request

Accessory

**X060.082.3**  
 Ø 82 mm  
 Height: 3mm



Louver







**DESCRIPTION**

Body made in solid aluminum  
Screws in stainless steel  
Degree of protection IP40  
Safety sandblasted glass  
Available with dimmable led 6W 230V incorporated  
Energy class EC: A++/A

**ON REQUEST**

Other RAL colors or anodized black  
Other materials (brass / ... )  
Led 6W 230V - 2700K  
Available with lamp socket GX53



IP40

230V



Paco

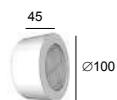


Sounio

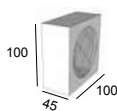
max. efficacy  
83lm/W

Typical luminous flux (lm)	
6W	
2700 K	480
3000 K	500

code: 909SA. XX . 00  
led bulb



code: 908SA. XX . 00  
led bulb



**LED / BULB**

**G9** G9 LED (max. diameter 32mm / height 65mm)  
**W6** Led 6W 230V - 3000K

Led 6W 2700K = on request  
Led Dim-To-Warm 1800K-3000K = on request

**COLOR**

**00** Natural brushed aluminum



Process



IP20

230V



**DESCRIPTION**

Body made in solid aluminum  
 Degree of protection IP20  
 Fixation with M8  
 For Led bulb GU10/230V  
 Energy class EC: A++/A

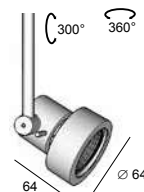
**ACCESSORIES**

Base Solid / Clip / Titan

**ON REQUEST**

Other lenght (customized)  
 Anodized black

code: 1186 . X . 00  
 height



Zoom

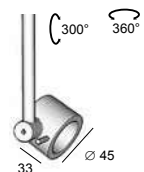


IP20

230V



code: 1185 . X . 00  
 height



**HEIGHT**

- 1 50 mm
- 2 150 mm
- 4 250 mm
- 6 350 mm

**COLOR**

- 00 Natural brushed aluminum





Zenith 7



IP20

230V



**DESCRIPTION**

Body made in profile aluminum  
Degree of protection IP20  
Fixation with M8  
led 230V incorporated  
Energy class EC: A

**ACCESSORIES**

Base Solid / Clip / Titan

**ON REQUEST**

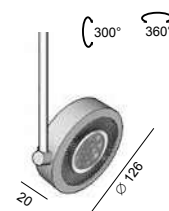
Other lenght (customized)  
Anodized black

code: 1182 . XXXX . 00

height  
led

max.  
efficacy  
85lm/W

Typical luminous flux (lm)	
23W	
3000 K	1850
4000 K	1950



Elipse



IP20

12V



**DESCRIPTION**

Body made in profile aluminum  
Degree of protection IP20  
Fixation with M8  
For Led bulb AR111 G53/12V  
Energy class EC: A++/A

**ACCESSORIES**

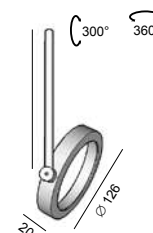
Base Solid / Clip / Titan  
electronic transformer 12V

**ON REQUEST**

Other lenght (customized)  
Anodized black

code: 1184 . X . 00

height



**HEIGHT**

2	150 mm
4	250 mm
6	350 mm

**LED**

<b>N75</b>	23W 230V - 4000K - 24°
<b>N76</b>	23W 230V - 4000K - 40°
<b>W75</b>	23W 230V - 3000K - 24°
<b>W76</b>	23W 230V - 3000K - 40°

**COLOR**

**00** Natural brushed aluminum





Solid



IP20

230V



**DESCRIPTION**

Body made in natural brushed aluminum  
Degree of protection IP20  
Spot fixation with M8


**ACCESSORIES**

spot Zenith 7 / Elipse / Zoom / Process

**ON REQUEST**

Anodized black

code: 260A . 00



Clip



IP20

230V



**DESCRIPTION**

Body made in natural brushed aluminum  
Degree of protection IP20  
Spot fixation with M8

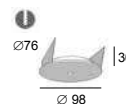
**ACCESSORIES**

spot Zenith 7 / Elipse / Zoom / Process

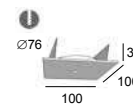
**ON REQUEST**

Anodized black

code: 28R . 00



code: 28K . 00



Titan 1



IP20

230V



**DESCRIPTION**

Body made in natural brushed aluminum  
Degree of protection IP20  
Spot fixation with M8

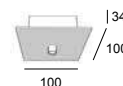
**ACCESSORIES**

spot Zenith 7 / Elipse / Zoom / Process

**ON REQUEST**

Anodized black

code: 261A . 00





Titan 2



**DESCRIPTION**

Body made in natural brushed aluminum  
Degree of protection IP20  
Spot fixation with M8

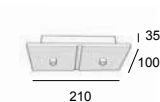
**ACCESSORIES**

spot Zenith 7 / Zoom / Process


**ON REQUEST**

Anodized black

code: 262A . 00



Titan 3



**DESCRIPTION**

Body made in natural brushed aluminum  
Degree of protection IP20  
Spot fixation with M8

**ACCESSORIES**

spot Zenith 7 / Zoom / Process


**ON REQUEST**

Anodized black

code: 263A . 00



Titan 4R



**DESCRIPTION**

Body made in natural brushed aluminum  
Degree of protection IP20  
Spot fixation with M8

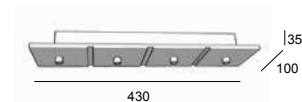
**ACCESSORIES**

spot Zenith 7 / Zoom / Process


**ON REQUEST**

Anodized black

code: 264A . 00



Titan 4K



**DESCRIPTION**

Body made in natural brushed aluminum  
Degree of protection IP20  
Spot fixation with M8

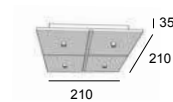
**ACCESSORIES**


spot Zenith 7 / Zoom / Process

**ON REQUEST**

Anodized black

code: 265A . 00





Krypto 3



Cube 2L

Interior

Wall light





**DESCRIPTION**

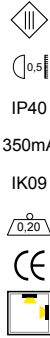
Body made in solid aluminum  
Screws in stainless steel  
Degree of protection IP40  
Safety sandblasted plexiglass  
Led 1,2W or 3,2W 350mA incorporated  
Energy class EC: A+

**ACCESSORIES**

Recessed box - Pop 9a  
Led driver 350mA CC

**ON REQUEST**

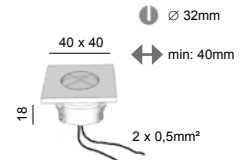
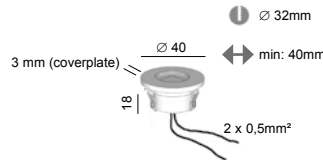
Other RAL colors or anodized black  
Other materials (brass / copper / ...)  
Only for led 1,2W : 3000K  
Only for led 3,2W : 3000K / 4000K  
Other dimensions (customized)



Faki R



Faki K



max. efficacy  
120lm/W

Typical luminous flux (lm)		
	1,2W	3,2W
2700 K	125	337
3000 K	135	354
4000 K		380
5000 K	145	381

code: 8082R. XXX . XX  
                  |          |  
                  led  color



code: 8082K. XXX . XX  
                  |          |  
                  led  color



**LED**

- D10** 1,2W - 5000K - 70°
- D30** 3,2W - 5000K - 70°
- W10** 1,2W - 2700K - 70°
- W30** 3,2W - 2700K - 70°

**COLOR**

- 00** Natural brushed aluminum
- 01** White
- 22** Brown
- 39** Grey
- 48** Dark grey (RAL 7016 structured)

1,2W 3000K = on request  
3,2W 3000K / 4000K = on request

Accessory  
**X068A**  
Ø 37 mm  
Length: 47mm

Pop 9a



Yorka A

code: 8010.XXX.XX



Yorka B

code: 8011.XXX.XX



Yorka C

code: 8057.XXX.XX



Yorka D

code: 8058.XXX.XX

### DESCRIPTION

Body made in solid aluminum  
 Degree of protection IP65  
 Class 1 (230V) or Class 3 (350mA)  
 IK09 only for model C/D/E/F/G  
 Safety sandblasted glass  
 Led 1,2W 350mA or 3W 230V incorporated  
 Coverplate with thickness 7mm or 9mm  
 Provided with 20cm cable  
 Energy class EC: A+ (350mA) or A (230V)

⌀ 50mm

↔ min: 55mm

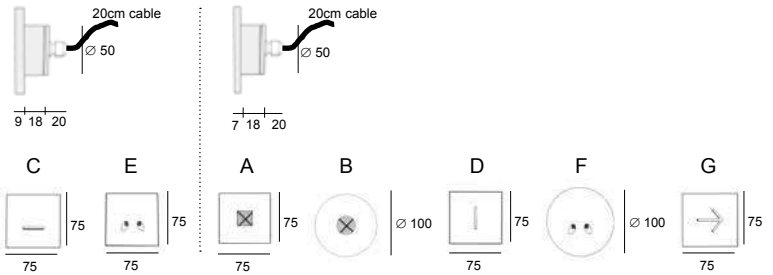
fixing with 2 screws  
 distances: 60mm

### ACCESSORIES

To use with a standard box (depth minimum 55 mm)  
 Led driver 350mA CC for led 1,2W

### ON REQUEST

Other RAL colors or anodized black  
 Other materials (brass / copper / stainless steel)  
 led 1,2W 3000K or 3W 3000K  
 led 3,2W 350mA 2700K/3000K/4000K/5000K  
 Other dimensions (customized)



compatible for use with standard box





Yorka E

code: 8059.XXX.XX



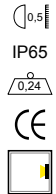
Yorka F

code: 8060.XXX.XX



Yorka G

code: 8061.XXX.XX



code: 80\_ \_ . XXX . XX  
                  |       |  
                  led    color

**LED**

- D11** 1,2W 350mA - 5000K
- W11** 1,2W 350mA - 2700K
- W40** 3W 230V - 2700K

**COLOR**

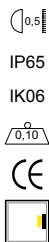
- 01** White
- 02** Black
- 32** Anodized aluminum
- 39** Grey

3000K = on request  
3,2W 350mA 2700K / 3000K / 4000K / 5000K = on request

max. efficacy  
120lm/W

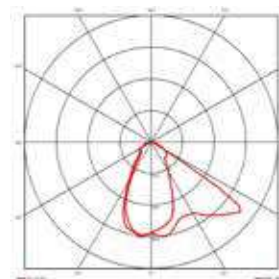
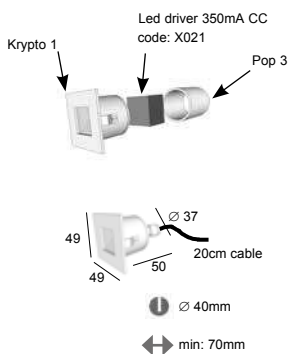
	Typical luminous flux (lm)		
	350mA		230V
	1,2W	3,2W	3W
2700 K	125	337	170
3000 K	135	354	170
4000 K		380	
5000 K	145	381	





Krypto 1

**Installation on 220-240V 50/60 Hz**



**DESCRIPTION**

Body made in solid anodized aluminum  
 Degree of protection IP65  
 Safety clear plexiglass  
 Class 1 (230V) or Class 3 (350mA)  
 Provided with 20cm cable  
 Led 1,2W 350mA or 3W 230V incorporated

**ACCESSORIES**

Recessed box - Pop 3  
 Led driver 350mA CC (not for 230V model)

**ON REQUEST**

RAL colors  
 led 1,2W 3000K or 3W 3000K  
 Led 3,2W 350mA: 2700K / 3000K / 4000K / 5000K  
 Sandblasted plexiglass

code: 1187. XXX . XX  
           |      |  
           led  color

**LED**

- D11** 1,2W 350mA - 5000K
- W11** 1,2W 350mA - 2700K
- W30** 3W 230V - 2700K

**COLOR**


- 02A** Anodized black
- 32** Anodized aluminum

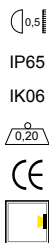
1,2W 350mA 3000K = on request  
 3W 230V 3000K = on request



	Typical luminous flux (lm)		
	350mA	350mA	230V
	1,2W	3,2W	3W
2700 K	125	337	170
3000 K	135	354	170
4000 K		380	
5000 K	145	381	

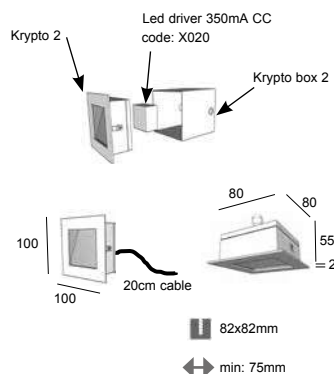






Krypto 2

**Installation on 220-240V 50/60 Hz**



**DESCRIPTION**

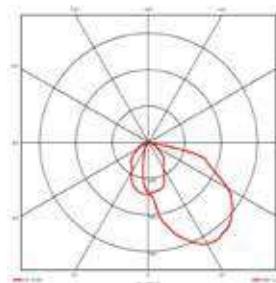
Body made in solid anodized aluminum  
 Degree of protection IP65  
 Safety clear plexiglass  
 Class 1 (230V) or Class 3 (350mA)  
 Provided with 20cm cable  
 Led 3,2W 350mA or 3W 230V incorporated  
 Energy class EC: A+ (350mA) or A (230V)

**ACCESSORIES**

Recessed box - Krypto box 2  
 Led driver 350mA CC (not for 230V model)

**ON REQUEST**

RAL colors  
 Only for led 3W 230V : 3000K  
 Only for led 3,2W 350mA : 3000K / 4000K  
 Sandblasted plexiglass



code: 1188. **XXX** . **XX**  
 led color



code: 1189. **XXX** . **XX**  
 led color



**LED**

**D21** 3,2W 350mA - 5000K  
**W21** 3,2W 350mA - 2700K  
**W30** 3W 230V - 2700K

**COLOR**

**02A** Anodized black  
**32** Anodized aluminum

3,2W 350mA 3000K / 4000K = on request  
 3W 230V 3000K = on request

max. efficacy 120lm/W

	Typical luminous flux (lm)		
	350mA		230V
	1,2W	3,2W	3W
2700 K	125	337	170
3000 K	135	354	170
4000 K		380	
5000 K	145	381	

**Accessories**

**X064**  
 94x94 mm  
 Length: 85mm



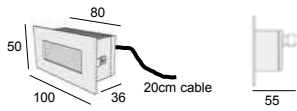
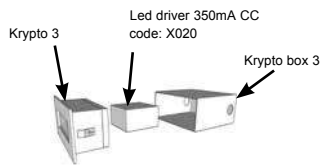
Krypto box 2

**X065**  
 94x46 mm  
 Length: 85mm



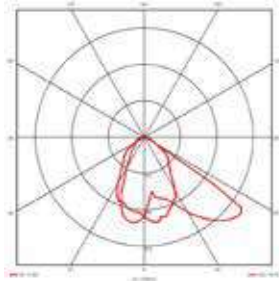
Krypto box 3

Installation on 220-240V 50/60 Hz



82x42mm

min: 75mm



IP65

IK06



#### ACCESSORIES

Recessed box - Krypto box 3

Led driver 350mA CC (not for 230V model)





Hydro



IP65

IK09



### DESCRIPTION

Body made in solid aluminum  
 Degree of protection IP65 - IK09  
 Class 1 (230V) or Class 3 (350mA)  
 Safety sandblasted glass  
 Led 1,2W 350mA or 3W 230V incorporated  
 Coverplate with thickness 23mm  
 Provided with 20cm cable  
 Energy class EC: A+ (350mA) or A (230V)

### ACCESSORIES

To use with a standard box (depth minimum 55 mm)  
 Led driver 350mA CC for led 1,2W

### ON REQUEST

Other RAL colors or anodized black  
 Other materials (brass / copper / stainless steel)  
 led 1,2W 3000K or 3W 3000K  
 led 3,2W 350mA 2700K/3000K/4000K/5000K  
 Other dimensions (customized)

compatible for use with standard box



code: **8062. XXX . XX**  
           led       color

### LED

**D11** 1,2W 350mA - 5000K  
**W11** 1,2W 350mA - 2700K  
**W40** 3W 230V - 2700K

### COLOR


**02** Black  
**24** Corten  
**39** Grey  
**48** Dark Grey (RAL 7016 structured)

3000K = on request  
 3,2W 350mA 2700K / 3000K / 4000K / 5000K = on request

∅ 50mm

min: 55mm

fixing with 2 screws  
 distances: 60mm




max. efficacy  
 120lm/W

	Typical luminous flux (lm)		
	350mA		230V
	1,2W	3,2W	3W
2700 K	125	337	170
3000 K	135	354	170
4000 K		380	
5000 K	145	381	







Quadris



0,5°

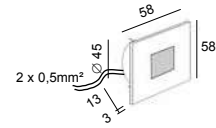
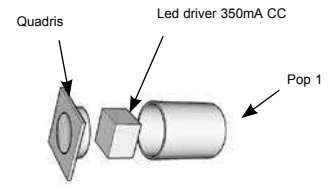
IP65

350mA

0,15



**Installation on 220-240V 50/60 Hz**



∅ 50mm

min: 35mm

code: **1101. XXX . XX**  
           led    color



code: **1102. XXX . XX**  
           led    color



max.  
efficacy  
120lm/W

	Typical luminous flux (lm)	
	1,2W	3,2W
2700 K	125	337
3000 K	135	354
4000 K		380
5000 K	145	381

**LED**

**D11** 1,2W - 5000K  
**W11** 1,2W - 2700K

**COLOR**

**04** Brushed stainless steel  
**07** Brushed brass

3000K = on request  
 3,2W 2700K / 3000K / 4000K / 5000K = on request



**DESCRIPTION**

Body made in solid stainless steel  
Cover plate 3mm in stainless steel or brass  
Safety sandblasted glass  
Degree of protection IP65  
Led 350mA incorporated  
Energy class EC: A+

**ACCESSORIES**


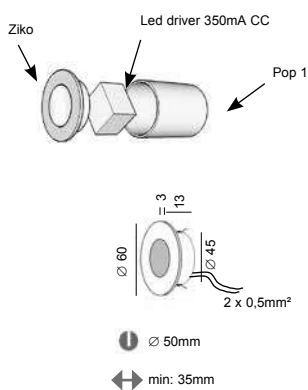
Recessed box - Pop 1a  
Led driver 350mA CC

**ON REQUEST**

Other RAL colors or anodized black  
Other led color: 3000K  
Led 3,2W 2700K / 3000K / 4000K / 5000K  
Other dimensions (customized)



**Installation on 220-240V 50/60 Hz**




**Accessory**

**X016A**  
∅ 55 mm  
Length: 65mm

Pop 1a







IP65

350mA

IK08



#### DESCRIPTION

Body made in solid stainless steel  
 Degree of protection IP65 - IK08  
 Degree of protection IP65 - IK08  
 Mat or clear plexiglass  
 Led 350mA incorporated  
 Energy class EC: A+

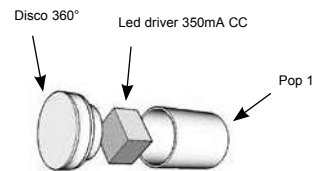
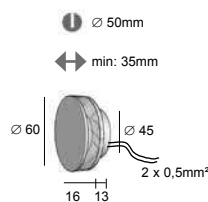
#### ACCESSORIES

Recessed box - Pop 1a  
 Led driver 350mA CC

#### ON REQUEST

Other RAL colors or anodized black  
 Other led color: 3000K  
 Led 3,2W 350mA 2700K / 3000K / 4000K / 5000K  
 Other materials (aluminum / brass / copper)

#### Installation on 220-240V 50/60 Hz



max.  
efficacy  
120lm/W

	Typical luminous flux (lm)	
	1,2W	3,2W
2700 K	125	337
3000 K	135	354
4000 K		380
5000 K	145	381

code: 1155X . XXX . 04

plexiglass  
led

#### PLEXIGLASS

**A** Mat plexiglass  
**B** Clear plexiglass

#### LED

**D11** 1,2W - 5000K  
**W11** 1,2W - 2700K


#### COLOR

**04** Brushed stainless steel

3000K = on request  
 3,2W 2700K / 3000K / 4000K / 5000K = on request







Aquadisc



IP67

350mA

IK09



**DESCRIPTION**

Body made in solid anodized aluminum  
 Screws in stainless steel  
 Degree of protection IP67 - IK09  
 Safety plexiglass  
 Led 3,2W - 350mA - 385lm incorporated  
 Energy class EC: A+


**ACCESSORIES**

Recessed box - Pop 9a or Pop 9b  
 Led driver 350mA CC

**ON REQUEST**

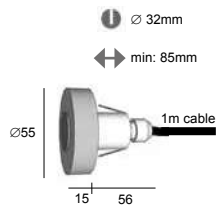
Blue plexiglass  
 Led 1,2W - 350mA - 125lm  
 Other dimensions (customized)

Accessory	
<b>X068A</b>	<b>X068B</b>
Ø 37 mm	Ø 37 mm
Length: 47mm	Length: 150mm
	
Pop 9a	Pop 9b






code: 8089. D30 . XX  
color



**COLOR**

- RP Red plexiglass
- WP White plexiglass





Tango R



IP40

350mA

IK10



code: 8086H. XXX . XX



code: 8086V. XXX . XX

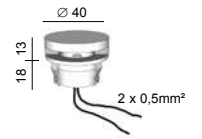


code: 8086X. XXX . XX

led color

∅ 32mm

min: 40mm



max. efficacy 119lm/W

Typical luminous flux (lm)	
	3,2W
2700 K	337
3000 K	354
4000 K	380
5000 K	381

**LED**

**D30** 3,2W - 5000K  
**W30** 3,2W - 2700K

3000K / 4000K = on request

**COLOR**

**00** Natural brushed aluminum  
**01** White  
**22** Brown  
**39** Grey  
**48** Dark Grey (RAL 7016 structured)



**DESCRIPTION**

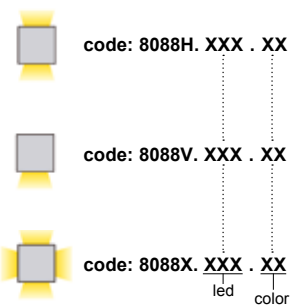
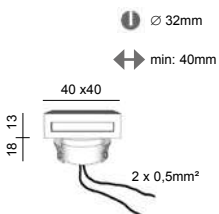
Body made in solid aluminum  
Screws in stainless steel  
Degree of protection IP40 - IK10  
Safety clear plexiglass  
Led 3,2W - 350mA incorporated  
Energy class EC: A+

**ACCESSORIES**

Recessed box - Pop 9a  
Led driver 350mA CC

**ON REQUEST**

Other RAL colors or anodized black  
Other materials (brass / ... )  
Other led colors : 3000K / 4000K  
Other dimensions (customized)



Accessory

**X068A**  
∅ 37 mm  
Length: 47mm

Pop 9a

- IK10
- IP40
- 350mA
- IK10
- 
- 



Tango K



Omega-IN



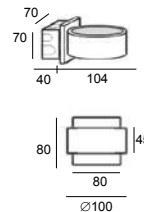
IP40

230V



#### DESCRIPTION

Body made in solid aluminum  
Screws in stainless steel  
Degree of protection IP40  
Safety sandblasted glass  
Available with dimmable led 6W 230V incorporated  
Recessed box included  
Energy class EC: A (led) or A++/A (G9)



#### ON REQUEST

Anodized black  
Other RAL colors  
Led 6W 230V 2700K (only ref. 911SA)  
Led 10W 230V 2700K / 3000K (only ref. 911SA)



	Typical luminous flux (lm)	
	6W	10W
2700 K	480	860
3000 K	500	900

code: **911SA. XX . 00**  
led<sup>1</sup> bulb



#### LED / BULB

**G9** G9 LED (max. diameter 32mm / height 60mm)  
**W6** Led 6W 230V - 3000K

Led 6W 2700K = on request  
Led 10W 2700K / 3000K = on request  
Dim-To-Warm 1800K-3000K = on request

#### COLOR

**00** Natural brushed aluminum

code: **912SA. G9 . 00**

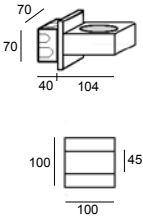


#### BULB

**G9** G9 LED (max. diameter 32mm / height 60mm)

#### COLOR

**00** Natural brushed aluminum



**DESCRIPTION**


Body made in solid aluminum  
Screws in stainless steel  
Degree of protection IP40  
Safety sandblasted glass  
Available with dimmable led 6W 230V incorporated  
Recessed box included  
Energy class EC: A (led) or A++/A (G9)

**ON REQUEST**

Anodized black  
Other RAL colors  
Led 6W 230V 2700K (only ref. 915SA)  
Led 10W 230V 2700K / 3000K (only ref. 915SA)

max. efficacy  
90lm/W

	Typical luminous flux (lm)	
	6W	10W
2700 K	480	860
3000 K	500	900



Taf-IN

code: **915SA. XX . 00**  
led bulb



**LED / BULB**

**G9** G9 LED (max. diameter 32mm / height 60mm)  
**W6** Led 6W 230V - 3000K

Led 6W 2700K = on request  
Led 10W 2700K / 3000K = on request  
Dim-To-Warm 1800K-3000K = on request

**COLOR**

**00** Natural brushed aluminum

code: **916SA. G9 . 00**



**BULB**

**G9** G9 LED (max. diameter 32mm / height 60mm)

**COLOR**

**00** Natural brushed aluminum



Micro 1



**DESCRIPTION**

Body made in solid aluminum or stainless steel  
 Screws in stainless steel  
 Degree of protection IP65 - IK09  
 Class 1 (230V) or Class 3 (350mA)  
 Safety plexiglass  
 Led 3,2W 350mA or 3W 230V incorporated  
 Energy class EC: A+ (350mA) or A (230V)

**ACCESSORIES**

Led driver 350mA CC (not for 230V model)  
 Lens 10° - code: AC.8041.32

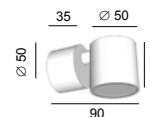
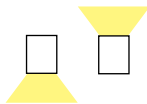
**ON REQUEST**

Other RAL colors or anodized black  
 Other materials (brass / copper)  
 Only for led 3W 230V : 3000K  
 Only for led 3,2W 350mA : 3000K / 4000K  
 Other dimensions (customized)

max. efficacy  
119lm/W

Typical luminous flux (lm)		
	3W	3,2W
2700 K	170	337
3000 K	170	354
4000 K		380
5000 K		381

code: 1105 . **XXX** . **XX**  
                   led           color



**LED**

- D32** 3,2W 350mA - 5000K - 70°
- W03** 3W 230V - 2700K - 70°
- W32** 3,2W 350mA - 2700K - 70°

3W 3000K = on request  
 3,2W 3000K / 4000K = on request

**COLOR**

- 01** White
- 02** Black
- 04** Brushed stainless steel
- 32** Anodized aluminum



**DESCRIPTION**

Body made in solid aluminum or stainless steel  
Screws in stainless steel  
Degree of protection IP65 - IK09  
Class 1 (230V) or Class 3 (350mA)  
Safety plexiglass  
Led 3,2W 350mA or 3W 230V incorporated  
Energy class EC: A+ (350mA) or A (230V)

**ACCESSORIES**


Led driver 350mA CC (not for 230V model)  
Lens 10° - code: AC.8041.32

**ON REQUEST**

Other RAL colors or anodized black  
Other materials (brass / copper)  
Only for led 3W 230V : 3000K  
Only for led 3,2W 350mA : 3000K / 4000K  
Other dimensions (customized)

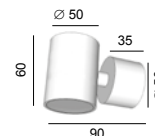

max. efficacy  
120lm/W

Typical luminous flux (lm)		
	2x 3W	2x 3,2W
2700 K	2x 170	2x 337
3000 K	2x 170	2x 354
4000 K		2x 380
5000 K		2x 381



Micro 2

code: 1106 . XXX . XX  
                  |          |  
                  led      color



**LED**

- D32** 2 x 3,2W 350mA - 5000K - 70°
- W03** 2 x 3W 230V - 2700K - 70°
- W32** 2 x 3,2W 350mA - 2700K - 70°

3W 3000K = on request  
3,2W 3000K / 4000K = on request

**COLOR**

- 01** White
- 02** Black
- 04** Brushed stainless steel
- 32** Anodized aluminum



Koba 1



IP65

IK09



**DESCRIPTION**

Body made in solid aluminum  
 Screws in stainless steel  
 Degree of protection IP65 - IK09  
 Class 1 (230V) or Class 3 (350mA)  
 Safety plexiglass  
 Led 3,2W 350mA or 3W 230V incorporated  
 Energy class EC: A+ (350mA) or A (230V)

**ACCESSORIES**

Led driver 350mA CC (not for 230V model)  
 Lens 10° - code: AC.8041.32

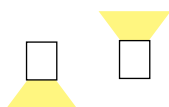
**ON REQUEST**

Other RAL colors or anodized black  
 Only for led 3W 230V : 3000K  
 Only for led 3,2W 350mA : 3000K / 4000K  
 Other dimensions (customized)

max. efficacy  
119lm/W

	Typical luminous flux (lm)	
	3W	3,2W
2700 K	170	337
3000 K	170	354
4000 K		380
5000 K		381

code: 8045 . XXX . XX  
                   led       color



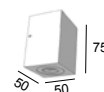
**LED**

- D32** 3,2W 350mA - 5000K - 70°
- W03** 3W 230V - 2700K - 70°
- W32** 3,2W 350mA - 2700K - 70°

3W 3000K = on request  
 3,2W 3000K / 4000K = on request

**COLOR**

- 01** White
- 02** Black
- 32** Anodized aluminum
- 39** Grey
- 48** Dark Grey (RAL 7016 structured)



Accessory  
**AC.8041.32**  
 Lens 10°

Lens 01



**DESCRIPTION**

Body made in solid aluminum  
Screws in stainless steel  
Degree of protection IP65 - IK09  
Class 1 (230V) or Class 3 (350mA)  
Safety plexiglass  
Led 3,2W 350mA or 3W 230V incorporated  
Energy class EC: A+ (350mA) or A (230V)

**ACCESSORIES**

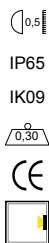
Led driver 350mA CC (not for 230V model)  
Lens 10° - code: AC.8041.32

**ON REQUEST**

Other RAL colors or anodized black  
Only for led 3W 230V : 3000K  
Only for led 3,2W 350mA : 3000K / 4000K  
Other dimensions (customized)


max. efficacy  
120lm/W

Typical luminous flux (lm)		
	2x 3W	2x 3,2W
2700 K	2x 170	2x 337
3000 K	2x 170	2x 354
4000 K		2x 380
5000 K		2x 381



Koba 2

code: 8049 . XXX . XX  
                  led     color



**LED**

- D32** 2 x 3,2W 350mA - 5000K - 70°
- W03** 2 x 3W 230V - 2700K - 70°
- W32** 2 x 3,2W 350mA - 2700K - 70°

3W 3000K = on request  
3,2W 3000K / 4000K = on request

**COLOR**

- 01** White
- 02** Black
- 32** Anodized aluminum
- 39** Grey
- 48** Dark Grey (RAL 7016 structured)



## DESCRIPTION

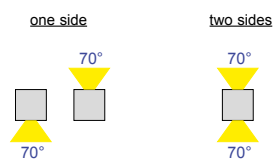
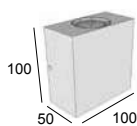
Body made in solid aluminum  
Screws in stainless steel  
Degree of protection IP65  
Safety plexiglass  
Dimmable led driver 230V & led incorporated  
Energy class EC: A+

## ACCESSORIES

Lens 10° - code: AC.8041.32

## ON REQUEST

Other RAL colors or anodized black  
Other led colors : 3000K / 4000K



max.  
efficacy  
119lm/W

Typical luminous flux (lm)	
	2x 3,2W
2700 K	2x 337
3000 K	2x 354
4000 K	2x 380
5000 K	2x 381

code: 8041. XXX . XX  
                  led     color

## LED

**D40** 1 x 3,2W - 5000K  
**D80** 2 x 3,2W - 5000K  
**W40** 1 x 3,2W - 2700K  
**W80** 2 x 3,2W - 2700K

3000K / 4000K = on request

## COLOR

**01** White  
**02** Black  
**32** Anodized aluminum  
**39** Grey  
**48** Dark Grey (RAL 7016 structured)




- 
- 
- IP65
- 230V
- IK09
- 
- 
- 


Okio

Accessory  
**AC.8041.32**  
Lens 10°

Lens 01



Cube 2L



Cube 1L



IP20

230V



#### DESCRIPTION

---

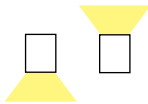
Body made in profile aluminum  
Screws in stainless steel  
Degree of protection IP20  
Energy class EC: A++/A

#### ON REQUEST

---

Other RAL colors or anodized black  
Other dimensions (customized)

code: 902. EC . XX  
color

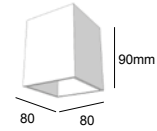


**BULB**

EC GU10 LED (max. height 70mm)

**COLOR**

- 00 Natural brushed aluminum
- 01 White
- 02 Black
- 39 Grey



code: 907. EC . XX  
color

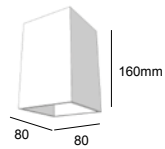


**BULB**

EC 2 x GU10 LED (max. height 60mm)

**COLOR**

- 00 Natural brushed aluminum
- 01 White
- 02 Black
- 39 Grey





Viva



IP20

230V



## DESCRIPTION

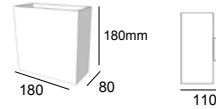
Body made in profile aluminum  
Screws in stainless steel  
Degree of protection IP20  
Available with dimmable led 230V incorporated  
Only for led model: Safety sandblasted plexiglass  
Energy class EC: A (led) or A++/A (GU)

## ON REQUEST

Other RAL colors  
Other dimensions (customized)  
Other led color : 2700K

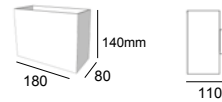
8021.EC\_ \_

1.9




8021.W\_0\_ \_

1.6



max.  
efficacy  
90lm/W

code: 8021 . **XX** . **XX**  
led bulb  
color



## LED / BULB

**EC** 4 x GU10 LED (max. height 60mm)  
**W20** 2 x led 6W 230V - 3000K  
**W40** 2 x led 10W 230V - 3000K

## COLOR

**00** Natural brushed aluminum  
**01** White  
**02** Black  
**39** Grey

Led 2700K = on request  
Dim-To-Warm 1800K-3000K = on request

	Typical luminous flux (lm)	
	2x 6W	2x 10W
2700 K	2x 480	2x 860
3000 K	2x 500	2x 900





910SA / 913SA

Omega



IP65

230V

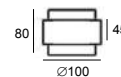
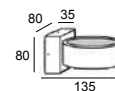


#### DESCRIPTION

Body made in solid aluminum  
Screws in stainless steel  
Degree of protection IP40  
Safety sandblasted glass  
Available with dimmable led 6W 230V incorporated  
Energy class EC: A (led) or A++/A (G9)

#### ON REQUEST

Anodized black  
Other RAL colors  
Led 6W 230V 2700K (only ref. 910SA/914SA)  
Led 10W 230V 2700K / 3000K (only ref. 910SA/914SA)



914SA / 917SA

Taf



IP40

230V



code: **910SA.XX.00** Omega 1  
led<sup>1</sup>bulb



code: **914SA.XX.00** Taf 1  
led<sup>1</sup>bulb

#### LED / BULB

**G9** G9 LED (max. diameter 32mm / height 60mm)  
**W6** Led 6W 230V - 3000K

Led 6W 2700K = on request  
Led 10W 2700K / 3000K = on request  
Dim-To-Warm 1800K-3000K = on request

#### COLOR

**00** Natural brushed aluminum

max.  
efficacy  
90lm/W

	Typical luminous flux (lm)	
	6W	10W
2700 K	480	860
3000 K	500	900

code: **913SA.G9.00** Omega 2



code: **917SA.G9.00** Taf 2

#### BULB

**G9** G9 LED (max. diameter 32mm / height 60mm)

#### COLOR

**00** Natural brushed aluminum







Circo



Exterior

# Ceiling light



Circo



IP65

IK04



## DESCRIPTION

Body made in solid anodized aluminum  
 Cover plate 4mm in anodized aluminum or stainless steel  
 Screws in stainless steel  
 Degree of protection IP65  
 Class 1 (230V) or Class 3 (350mA)  
 Safety clear glass  
 Led incorporated  
 (available with dimmable led 6W 230V incorporated)  
 Energy class EC: A+ (350mA) or A (230V)

## ACCESSORIES

Led driver 350mA CC (for led 3,2W/6,5W/9,5W)


## ON REQUEST

Other RAL colors or anodized black  
 Led 3,2W - 6,5W - 9,5W 350mA 3000K / 4000K  
 Led 6W 230V 2700K  
 Led 10W 230V 2700K / 3000K  
 IK10 with clear or sandblasted safety plexiglass


max. efficacy  
152lm/W


	Typical luminous flux (lm)			
	230V	350mA		
	6,0W	3,2W	6,5W	9,5W
2700 K	480	337	807	1215
3000 K	500	354	845	1265
4000 K		380	877	1316
5000 K		381	959	1443

Led 3,2W  
6,0W  
6,5W



Led 9,5W



code: 1165. X XX . XX   
 led | power | color

## LED

D 5000K  
W 2700K

3000K / 4000K = on request  
 Beam angle 20° = on request  
 Dim-To-Warm 1800K-3000K = on request

## POWER

37 3,2W 350mA - 40°  
 38 6,5W 350mA - 40°  
 39 9,5W 350mA - 40°

## COLOR

04 Brushed stainless steel  
 32 Anodized aluminum

## LED

W 3000K

2700K = on request  
 Beam angle 20° = on request  
 10W 230V 2700K / 3000K = on request  
 Dim-To-Warm 1800K-3000K = on request


## POWER

06 6,0W 230V - 40°

## COLOR

04 Brushed stainless steel  
 32 Anodized aluminum







code: 1167.GX.16

**BULB**

**GX** GU5,3 LED 12V

**DESCRIPTION**

Body made in stainless steel 316L  
Screws in stainless steel  
Degree of protection IP20  
Energy class EC: A++/A

**COLOR**

**16** Brushed stainless steel 316L

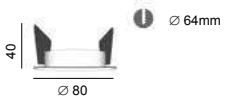


IP20

12V



Vista GX



code: 1168.GX.16

**BULB**

**GX** GU5,3 LED 12V

**DESCRIPTION**

Body made in stainless steel 316L  
Screws in stainless steel  
Degree of protection IP20  
Energy class EC: A++/A

**COLOR**

**16** Brushed stainless steel 316L

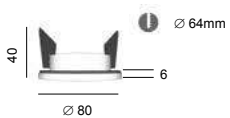


IP20

12V



Static



code: 1166.GX.XX

color

**BULB**

**GX** GU5,3 LED 12V

**DESCRIPTION**

Body made in aluminum  
Cover plate in stainless steel or Anodised aluminum  
Screws in stainless steel  
Safety clear glass  
Degree of protection IP44  
Energy class EC: A++/A

**ON REQUEST**

Other RAL colors or anodized black

**COLOR**

**04** Brushed stainless steel  
**32** Anodized aluminum



IP44

12V



Banio

Accessory

**CX.010**

GU10 fitting - classe 2



Socket GU10



Micro TR



IP65

IK09



**DESCRIPTION**

Body made in solid aluminum or stainless steel  
Screws in stainless steel  
Degree of protection IP65 - IK09  
Class 1 (230V) or Class 3 (350mA)  
Safety plexiglass  
Led 3,2W 350mA or 3W 230V incorporated  
Energy class EC: A+ (350mA) or A (230V)



**ACCESSORIES**

Led driver 350mA CC (not for 230V model)  
Lens 10° - code: AC.8041.32

**ON REQUEST**

Other RAL colors or anodized black  
Other materials (brass / copper)  
Only for led 3W 230V : 3000K  
Only for led 3,2W 350mA : 3000K / 4000K  
Other dimensions (customized)

max. efficacy 119lm/W

	Typical luminous flux (lm)	
	3W	3,2W
2700 K	170	337
3000 K	170	354
4000 K		380
5000 K		381

code: 1107. XXX . XX  
                  led           color

**LED**

**D32** 3,2W 350mA - 5000K - 70°  
**W03** 3W 230V - 2700K - 70°  
**W32** 3,2W 350mA - 2700K - 70°

3W 230V 3000K = on request  
3,2W 350mA 3000K / 4000K = on request

**COLOR**

**01** White  
**02** Black  
**04** Brushed stainless steel  
**32** Anodized aluminum



Max TR



IP65

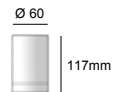
230V

IK09



**DESCRIPTION**

Body made in aluminum, stainless steel, brass or copper  
Screws in stainless steel  
Degree of protection IP65 - IK09  
Safety clear plexiglass  
Energy class EC: A++/A



**ACCESSORIES**

Anti-glare ring - code: AC.7001.AG.\_ \_

**ON REQUEST**

Other RAL colors  
Anodised aluminum or black  
Other dimensions (customized)

code: 756. GU . XX  
                  color

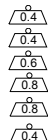


**BULB**

**GU** GU10 LED (max. height 58mm)

**COLOR**

**00** Natural brushed aluminum  
**02** Black  
**04** Brushed stainless steel  
**07** Brushed brass  
**21** Brushed copper  
**39** Grey







**EXTERIOR LIGHTING**  
CEILING LIGHT - Surface



Photographie: Rizou Konstandinou



Koba TR

**DESCRIPTION**

Body made in solid aluminum or stainless steel  
 Screws in stainless steel  
 Degree of protection IP65 - IK09  
 Class 1 (230V) or Class 3 (350mA)  
 Safety plexiglass  
 Led 3,2W 350mA or 3W 230V incorporated  
 Energy class EC: A+ (350mA) or A (230V)

max. efficacy  
119lm/W

	Typical luminous flux (lm)	
	3W	3,2W
2700 K	170	337
3000 K	170	354
4000 K		380
5000 K		381

**ACCESSORIES**

Led driver 350mA CC (not for 230V model)  
 Lens 10° - code: AC.8041.32



IP65

IK09

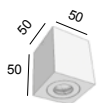


**ON REQUEST**

Other RAL colors or anodized black  
 Other materials (brass / copper)  
 Only for led 3W 230V : 3000K  
 Only for led 3,2W 350mA : 3000K / 4000K  
 Other dimensions (customized)



code: 8047. **XXX** . **XX**  
 led color



**LED**

**D32** 3,2W 350mA - 5000K - 70°  
**W03** 3W 230V - 2700K - 70°  
**W32** 3,2W 350mA - 2700K - 70°

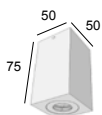
3W 230V 3000K = on request  
 3,2W 350mA 3000K / 4000K = on request

**COLOR**

**01** White  
**02** Black  
**32** Anodized aluminum  
**39** Grey  
**48** Dark Grey (RAL 7016 structured)



code: 8048. **XXX** . **XX**  
 led color



**LED**

**D32** 3,2W 230V - 5000K - 70°  
**W32** 3,2W 230V - 2700K - 70°

3000K / 4000K = on request

**COLOR**

**01** White  
**02** Black  
**32** Anodized aluminum  
**39** Grey  
**48** Dark Grey (RAL 7016 structured)

Accessory

**AC.8041.32**

Lens 10°



Lens 01

**DESCRIPTION**

Body made in solid anodized aluminum  
Screws in stainless steel  
Degree of protection IP65  
Safety clear glass  
Energy class EC: A++/A

**ON REQUEST**

IK09 with clear or sandblasted safety plexiglass



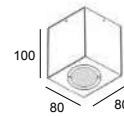
IP65

230V

IK04



Cube TR



code: **906.GU.XX**

color




**BULB**

**GU** GU10 LED (max. height 52mm)

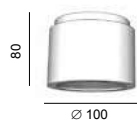
**COLOR**

**02A** Anodized black  
**32** Anodized aluminum





Soled



**DESCRIPTION**

Body made in profile aluminum  
Degree of protection IP65  
Safety clear glass  
Dimmable Led 230V incorporated  
Energy class EC: A

**ACCESSORIES**

Anti-glare honeycomb : Louver ref: X060.082.3

**ON REQUEST**

Other RAL colors or anodized black  
Other materials (stainless steel, ...)  
Sandblasted glass  
Other led color : 2700K  
Other dimensions (customized)

max. efficacy  
90lm/W

Typical luminous flux (lm)		
	6W	10W
2700 K	480	860
3000 K	500	900

code: 8090. XX X . XX  
           |    |    |  
           led angle color



**LED**

- W2** 6W - 3000K
- W3** 10W - 3000K

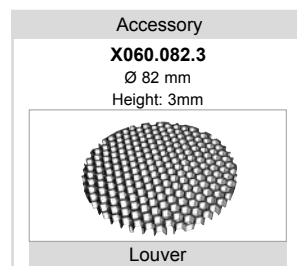
**ANGLE**

- 1** Reflector 16°
- 2** Reflector 40°

**COLOR**

- 01** White
- 02** Black
- 32** Anodized aluminum

Led 2700K = on request  
Led Dim-To-Warm 1800K-3000K = on request





Paco



Sounio



IP65

230V



**DESCRIPTION**

Body made in profile aluminum or stainless steel  
Screws in stainless steel  
Degree of protection IP65  
Safety sandblasted glass  
Available with dimmable led 6W 230V incorporated  
Energy class EC: A++/A

**ON REQUEST**

Other RAL colors or anodized black  
Other materials (brass / ... )  
Led 6W 230V - 2700K  
Available with lamp socket GX53

max. efficacy 83lm/W

Typical luminous flux (lm)	
	6W
2700 K	480
3000 K	500

code: 909SA. XX . XX

led bulb  
color



**LED / BULB**

**G9** G9 LED (max. diameter 32mm / height 65mm)  
**W6** Led 6W 230V - 3000K

Led 6W 2700K = on request  
Led Dim-To-Warm 1800K-3000K = on request

**COLOR**

**04** Brushed stainless steel  
**32** Anodized aluminum



code: 908SA. XX . 32

led bulb



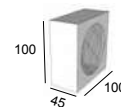
**LED / BULB**

**G9** G9 LED (max. diameter 32mm / height 65mm)  
**W6** Led 6W 230V - 3000K

Led 6W 2700K = on request  
Led Dim-To-Warm 1800K-3000K = on request

**COLOR**

**32** Anodized aluminum



### DESCRIPTION

Body made in stainless steel  
Screws in stainless steel  
Degree of protection IP65  
Safety sandblasted glass  
Available with dimmable led 230V incorporated  
Energy class EC: A++/A

### ON REQUEST

Other RAL colors  
Other led colors : 2700K

max.  
efficacy  
90lm/W

Typical luminous flux (lm)		
	6W	10W
2700 K	480	860
3000 K	500	900



IP65

230V



Ampas

code: 8015. **XXX** . 04  
led bulb

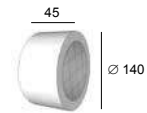


### LED / BULB

**G9** 2 x G9 LED (max. diameter 20mm / lenght 95mm)  
**W80** Led 6W 230V - 3000K  
**W90** Led 10W 230V - 3000K

### COLOR

**04** Brushed stainless steel





Vodis A



Vodis B



IP54

230V

IK02



#### DESCRIPTION

Body made in cast aluminum or brass  
Screws in stainless steel  
Degree of protection IP54  
Sandblasted white glass  
Energy class EC: A++/A

#### ON REQUEST

Other RAL colors

code: 1139 . XX  
color



code: 1140 . XX  
color



#### BULB

G9 LED (max. diameter 17mm / lenght 56mm)

#### COLOR

**00** Natural aluminum  
**07** Natural brass







**DESCRIPTION**

Body made in cast aluminum or brass  
 Screws in stainless steel  
 Degree of protection IP65  
 Safety sandblasted glass  
 Available with led 3W 230V incorporated  
 Energy class EC: A++/A

**ON REQUEST**

Other RAL colors  
 Led 3W 230V 3000K

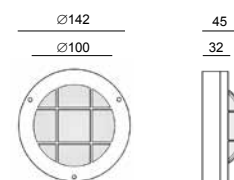
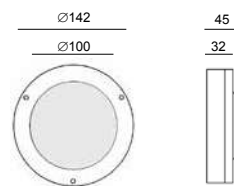


max. efficacy 40lm/W

Typical luminous flux (lm)	
	3W
2700 K	170
3000 K	170

code: 1134 . **XXX** . **XX**  
 led bulb | color

code: 1138 . **XXX** . **XX**  
 led bulb | color



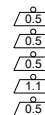
**LED / BULB**

**G9** G9 LED (max. diameter 20mm / lenght 65mm)  
**W40** Led 3W 230V - 2700K

LED 3W 3000K = on request

**COLOR**

**00** Natural aluminum  
**01** White  
**02** Black  
**07** Natural brass  
**39** Grey





Ringo A



IP54

230V

IK02



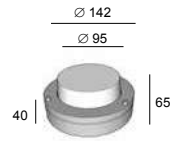
**DESCRIPTION**

Body made in cast aluminum  
Screws in stainless steel  
Degree of protection IP54  
Safety sandblasted glass  
Available with dimmable led 6W 230V incorporated  
Energy class EC: A++/A

**ON REQUEST**

Other RAL colors  
Led 6W 230V 2700K

code: 504. XX . XX  
          led     color



**LED / BULB**

**T2** GX53 LED (max. diameter 80mm / height 26mm)  
**W1** Led 6W 230V - 3000K

[Led 6W 2700K = on request](#)  
[Led Dim-To-Warm 1800K-3000K = on request](#)

**COLOR**

- 00** Natural aluminum
- 01** White
- 02** Black
- 48** Dark Grey (RAL 7016 structured)



Mani R



IP45

230V



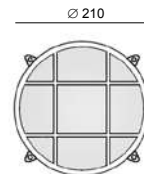
**DESCRIPTION**

Body made in cast aluminum or brass  
Screws in stainless steel  
Degree of protection IP45  
Safety sandblasted glass  
Energy class EC: A++/A

**ON REQUEST**

Other RAL colors

code: 111 . XX  
                  color



**BULB**


E27 LED (max. diameter 45mm / height 137mm)

**COLOR**

- 00** Natural aluminum
- 07** Natural brass

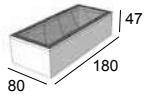


**Accessory**



code: **LED.E201.10830**

Led bulb E27 10W 3000K 240V  
diameter 37mm / height 116mm



### DESCRIPTION

Body made in profile aluminum  
Screws in stainless steel  
Degree of protection IP65 - IK09  
Safety sandblasted plexiglass  
Dimmable led 230V incorporated  
Energy class EC: A

### ON REQUEST

Other RAL colors  
Other led colors : 2700K

code: 8039 . **XXX** . **XX**

led bulb  
color



### LED

**W80** Led 6W 230V - 3000K  
**W90** Led 10W 230V - 3000K


2700K = on request  
Dim-To-Warm 1800K-3000K = on request

### COLOR

**01** White  
**02** Black  
**39** Grey  
**48** Dark Grey (RAL 7016 structured)



Typical luminous flux (lm)		
	6W	10W
2700 K	480	860
3000 K	500	900



### DESCRIPTION

Body made in cast aluminum  
Screws in stainless steel  
Degree of protection IP54  
Safety sandblasted glass  
Energy class EC: A++/A

### ON REQUEST

Other RAL colors

code: 595. **XX**

color

### BULB

G9 LED (max. diameter 17mm / lenght 85mm)

### COLOR

**00** Natural brushed aluminum  
**01** White  
**02** Black  
**48** Dark Grey (RAL 7016 structured)



IP65

230V

IK09



Squadra TR

EXTERIOR LIGHTING  
CEILING LIGHT - Surface



IP54

230V

IK02



Linus 2



Lotus D



Lotus E



IP54

230V

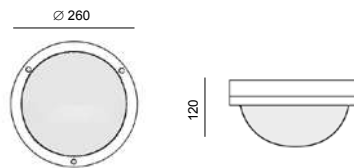
IK02



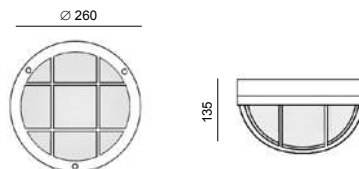
max.  
efficacy  
107lm/W

	Typical luminous flux (lm)	
	6W	14W
2700 K	480	
3000 K	500	1500
4000 K		1500

code: 134 . **XXX** . **XX**  
led bulb  
color



code: 138 . **XXX** . **XX**  
led bulb  
color



#### LED / BULB


- E27** E27 LED (max. diameter 45mm / height 137mm)
- W40** Led 6W 230V - 3000K
- W80** Led 14W 230V - 3000K
- WD1** Led 14W 230V - 3000K with detector

Led 6W 2700K = on request  
Led 14W 4000K = on request  
Led Dim-To-Warm 1800K-3000K = on request

#### COLOR

- 00** Natural aluminum
- 01** White
- 02** Black

#### Accessory



code: **LED.E203.16830**

Led bulb E27 16W 3000K 240V  
diameter 45mm / height 136mm

Achtung: Die Serie LOTUS wird nicht nach Deutschland geliefert.

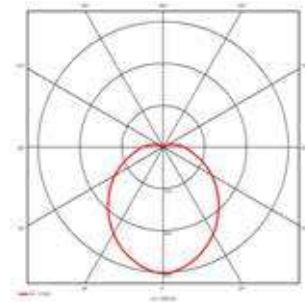
# Lotus LED with detector

## DESCRIPTION

Body made in cast aluminum  
 Screws in stainless steel  
 Degree of protection IP54  
 Safety sandblasted glass  
 Available with led 230V incorporated  
 Energy class EC: A++/A

## ON REQUEST

Other RAL colors  
 Only for led 6W 230V : 2700K  
 Only for led 14W 230V : 4000K



## Advantages

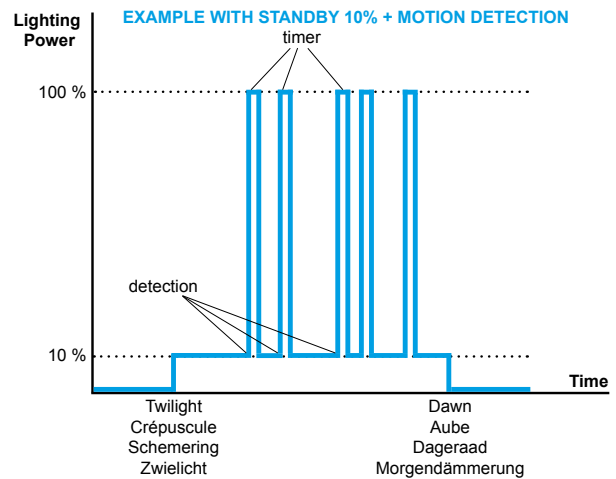
- Timeless design
- Also available with motion detector for:
  - significant energy savings
  - a reduction of light pollution
  - a convenient and secure function to the site
  - an extension to the LED lifetime

## Applications

- Footpath
- Car park
- Building entrance
- PRM area



- Motion detector (around 8m) with:
  - standby function with orientation lighting of 10%
  - timer 10 sec. to 15 min.
  - Twilight function






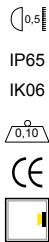
Yorka A



Astro 2

Exterior

Wall light



**DESCRIPTION**

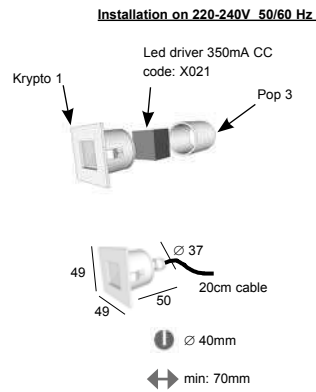
Body made in solid anodized aluminum  
 Degree of protection IP65  
 Safety clear plexiglass  
 Class 1 (230V) or Class 3 (350mA)  
 Provided with 20cm cable  
 Led 1,2W 350mA or 3W 230V incorporated  
 Energy class EC: A+ (350mA) or A (230V)

**ACCESSORIES**

Recessed box - Pop 3  
 Led driver 350mA CC (not for 230V model)

**ON REQUEST**

RAL colors  
 led 1,2W 3000K or 3W 3000K  
 Led 3,2W 350mA: 2700K / 3000K / 4000K / 5000K  
 Sandblasted plexiglass



max. efficacy 120lm/W

	Typical luminous flux (lm)		
	350mA		230V
	1,2W	3,2W	3W
2700 K	125	337	170
3000 K	135	354	170
4000 K		380	
5000 K	145	381	

code: 1187. XXX . XX  
           led     color

**LED**

- D11** 1,2W 350mA - 5000K
- W11** 1,2W 350mA - 2700K
- W30** 3W 230V - 2700K

1,2W 350mA 3000K = on request  
 3W 230V 3000K = on request

**COLOR**

- 02A** Anodized black
- 32** Anodized aluminum







**EXTERIOR LIGHTING**  
WALL LIGHT - Recessed



Krypto 2



IP65

IK06



**DESCRIPTION**

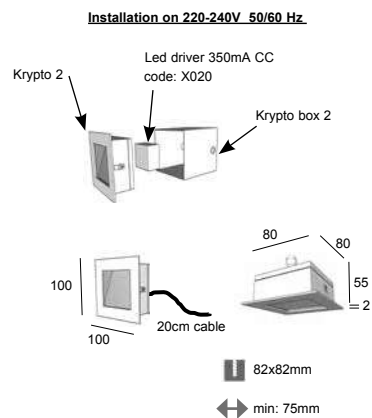
Body made in solid anodized aluminum  
 Degree of protection IP65  
 Safety clear plexiglass  
 Class 1 (230V) or Class 3 (350mA)  
 Provided with 20cm cable  
 Led 3,2W 350mA or 3W 230V incorporated  
 Energy class EC: A+ (350mA) or A (230V)

**ACCESSORIES**

Recessed box - Krypto box 2  
 Led driver 350mA CC (not for 230V model)

**ON REQUEST**

RAL colors  
 Only for led 3W 230V : 3000K  
 Only for led 3,2W 350mA : 3000K / 4000K  
 Sandblasted plexiglass



Krypto 3



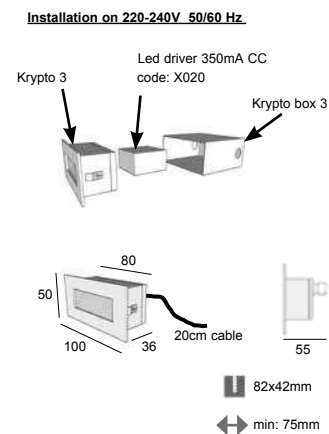
IP65

IK06



**ACCESSORIES**

Recessed box - Krypto box 3  
 Led driver 350mA CC (not for 230V model)



code: 1188. XXX . XX  
 led color



code: 1189. XXX . XX  
 led color



**LED**


**D21** 3,2W 350mA - 5000K  
**W21** 3,2W 350mA - 2700K  
**W30** 3W 230V - 2700K

**COLOR**

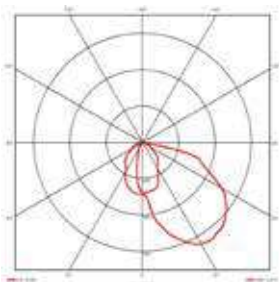
**02A** Anodized black  
**32** Anodized aluminum

max. efficacy 120lm/W

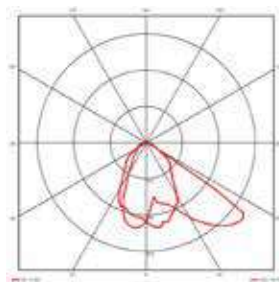
	Typical luminous flux (lm)		
	350mA		230V
	1,2W	3,2W	3W
2700 K	125	337	170
3000 K	135	354	170
4000 K		380	
5000 K	145	381	



Krypto 2



Krypto 3



Accessories

**X064**

94x94 mm  
Length: 85mm



Krypto box 2

**X065**

94x46 mm  
Length: 85mm



Krypto box 3



Yorka A

code: 8010.XXX.XX



Yorka B

code: 8011.XXX.X



Yorka C

code: 8057.XXX.XX



Yorka D

code: 8058.XXX.XX





Yorka E

code: 8059.XXX.XX

Yorka F

code: 8060.XXX.XX

Yorka G

code: 8061.XXX.XX



IP65

IK09



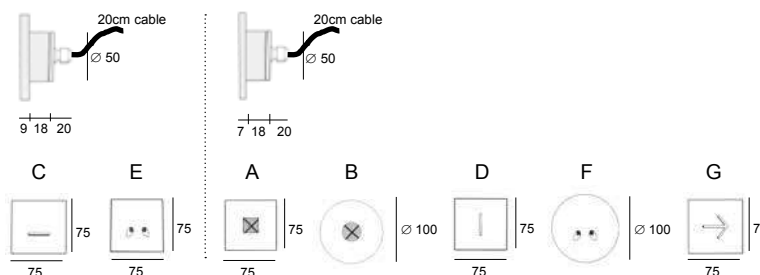
**DESCRIPTION**

Body made in solid aluminum  
 Degree of protection IP65  
 Class 1 (230V) or Class 3 (350mA)  
 IK09 only for model C/D/E/F/G  
 Safety sandblasted glass  
 Led 1,2W 350mA or 3W 230V incorporated  
 Coverplate with thickness 7mm or 9mm  
 Provided with 20cm cable  
 Energy class EC: A+ (350mA) or A (230V)

∅ 50mm

min: 55mm

fixing with 2 screws  
 distances: 60mm



**ACCESSORIES**

To use with a standard box (depth minimum 55 mm)  
 Led driver 350mA CC for led 1,2W

**ON REQUEST**

Other RAL colors or anodized black  
 Other materials (brass / copper / stainless steel)  
 led 1,2W 3000K or 3W 3000K  
 led 3,2W 350mA 2700K/3000K/4000K/5000K  
 Other dimensions (customized)

compatible for use with standard box



	Typical luminous flux (lm)		
	350mA		230V
	1,2W	3,2W	3W
2700 K	125	337	170
3000 K	135	354	170
4000 K		380	
5000 K	145	381	

code: 80 \_ \_ . XXX . XX  
 led color

**LED**

<b>D11</b>	1,2W 350mA - 5000K
<b>W11</b>	1,2W 350mA - 2700K
<b>W40</b>	3W 230V - 2700K

**COLOR**

<b>01</b>	White
<b>02</b>	Black
<b>32</b>	Anodized aluminum
<b>39</b>	Grey

3000K = on request  
 3,2W 350mA 2700K / 3000K / 4000K / 5000K = on request



Hydro



IP65

IK09



### DESCRIPTION

Body made in solid aluminum  
 Degree of protection IP65 - IK09  
 Class 1 (230V) or Class 3 (350mA)  
 Safety sandblasted glass  
 Led 1,2W 350mA or 3W 230V incorporated  
 Coverplate with thickness 23mm  
 Provided with 20cm cable  
 Energy class EC: A+ (350mA) or A (230V)

### ACCESSORIES

To use with a standard box (depth minimum 55 mm)  
 Led driver 350mA CC for led 1,2W

### ON REQUEST

Other RAL colors or anodized black  
 Other materials (brass / copper / stainless steel)  
 led 1,2W 3000K or 3W 3000K  
 led 3,2W 350mA 2700K/3000K/4000K/5000K  
 Other dimensions (customized)

compatible for use with standard box



code: **8062. XXX . XX**  
           led     color

### LED

**D11** 1,2W 350mA - 5000K  
**W11** 1,2W 350mA - 2700K  
**W40** 3W 230V - 2700K

### COLOR


**02** Black  
**24** Corten  
**39** Grey  
**48** Dark Grey (RAL 7016 structured)

3000K = on request  
 3,2W 350mA 2700K / 3000K / 4000K / 5000K = on request

∅ 50mm

min: 55mm

fixing with 2 screws  
 distances: 60mm



max.  
 efficacy  
 120lm/W

	Typical luminous flux (lm)		
	350mA		230V
	1,2W	3,2W	3W
2700 K	125	337	170
3000 K	135	354	170
4000 K		380	
5000 K	145	381	



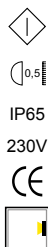
**EXTERIOR LIGHTING**  
WALL LIGHT - Recessed



Kara



Twist



### DESCRIPTION

Body made in solid anodized aluminum  
 Cover plate 3mm in stainless steel or brass  
 Safety sandblasted glass  
 Degree of protection IP65  
 Provided with 20cm cable  
 Available with dimmable led 6W 230V incorporated  
 Energy class EC: A (led) or A++/A (G9)

### ACCESSORIES

Recessed box - Pop 2  
 IP68 connection : Connex 2 / Connex 3

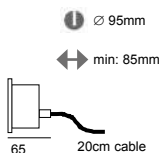
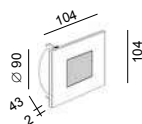
### ON REQUEST

Other RAL colors or anodized black  
 Other dimensions (customized)  
 Sandblasted plexiglass (IK07)  
 Other cable length (customized)  
 Available with lamp socket GX53

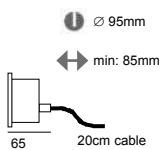
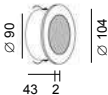
max.  
efficacy  
83lm/W

Typical luminous flux (lm)	
	6W
2700 K	480
3000 K	500

code: 1103 . XX . XX  
 led bulb  
 color



code: 1104 . XX . XX  
 led bulb  
 color



### LED / BULB

**G9** G9 LED (max. diameter 32mm / height 60mm)  
**W6** Led 6W 230V - 3000K

Led 6W 2700K = on request  
 Dim-To-Warm 1800K-3000K = on request

### COLOR

**04** Brushed stainless steel  
**07** Brushed brass

### Accessory

**X017**  
 Ø 100 mm  
 Length: 65mm



Pop 2



**DESCRIPTION**

Body made in solid stainless steel  
 Cover plate 3mm in stainless steel or brass  
 Safety sandblasted glass  
 Degree of protection IP65  
 Led 350mA incorporated  
 Energy class EC: A+

**ACCESSORIES**

Recessed box - Pop 1a  
 Led driver 350mA CC

**ON REQUEST**

Other RAL colors or anodized black  
 Other led color: 3000K  
 Led 3,2W 2700K / 3000K / 4000K / 5000K  
 Other dimensions (customized)

max. efficacy  
 120lm/W

Typical luminous flux (lm)		
	1,2W	3,2W
2700 K	125	337
3000 K	135	354
4000 K		380
5000 K	145	381

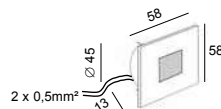
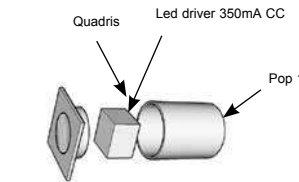
code: 1101. XXX . XX  
 led color



code: 1102. XXX . XX  
 led color

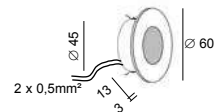
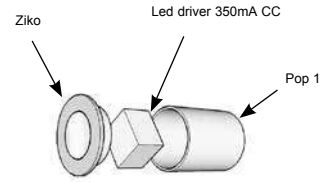


**Installation on 220-240V 50/60 Hz**




⌀ 50mm  
 min: 35mm

**Installation on 220-240V 50/60 Hz**



⌀ 50mm  
 min: 35mm



- IP65
- 350mA
- CE

EXTERIOR LIGHTING  
 WALL LIGHT - Recessed

**LED**

**D11** 1,2W - 5000K  
**W11** 1,2W - 2700K

**COLOR**

**04** Brushed stainless steel  
**07** Brushed brass

3000K = on request  
 3,2W 2700K / 3000K / 4000K / 5000K = on request





Tango R



IP67

350mA

IK10



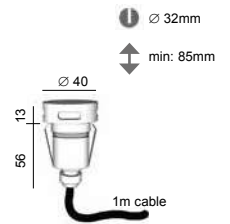
code: 8085H. XXX . XX



code: 8085V. XXX . XX



code: 8085X. XXX . XX  
led color



Tango K



IP67

350mA

IK10



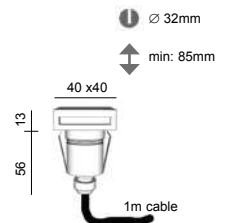
code: 8087H. XXX . XX



code: 8087V. XXX . XX



code: 8087X. XXX . XX  
led color



max. efficacy  
119lm/W

Typical luminous flux (lm)	
	3,2W
2700 K	337
3000 K	354
4000 K	380
5000 K	381


**LED**

**D30** 3,2W - 5000K  
**W30** 3,2W - 2700K

3000K / 4000K = on request

**COLOR**

**01** White  
**22** Brown  
**39** Grey  
**48** Dark Grey (RAL 7016 structured)



#### DESCRIPTION

Body made in solid aluminum  
Screws in stainless steel  
Degree of protection IP67 - IK10  
Safety clear plexiglass  
Led 3,2W - 350mA incorporated  
Provided with 1m cable  
Energy class EC: A+


#### ACCESSORIES

Recessed box - Pop 9a or Pop 9b  
Led driver 350mA CC  
IP68 connection : Connex 2 / Connex 3

#### ON REQUEST

Other RAL colors or anodized black  
Other materials (brass / ... )  
Other led colors : 3000K / 4000K  
Other dimensions (customized)  
Other cable length (customized)

Accessory	
<b>X068A</b>	<b>X068B</b>
Ø 37 mm	Ø 37 mm
Length: 47mm	Length: 150mm
	
Pop 9a	Pop 9b



## DESCRIPTION

Body made in solid stainless steel  
Screws in stainless steel  
Degree of protection IP65 - IK08  
Mat or clear plexiglass  
Led 350mA incorporated  
Energy class EC: A+



IP65

350mA

IK08



## ACCESSORIES

Recessed box - Pop 1a  
Led driver 350mA CC

## ON REQUEST

Other RAL colors or anodized black  
Other led color: 3000K  
Led 3,2W 350mA 2700K / 3000K / 4000K / 5000K  
Other materials (aluminum / brass / copper)

max.  
efficacy  
120lm/W

	Typical luminous flux (lm)	
	1,2W	3,2W
2700 K	125	337
3000 K	135	354
4000 K		380
5000 K	145	381

code: 1155X . XXX . 04

plexiglass |  
led

## PLEXIGLASS

**A** Mat plexiglass  
**B** Clear plexiglass

## LED

**D11** 1,2W - 5000K  
**W11** 1,2W - 2700K

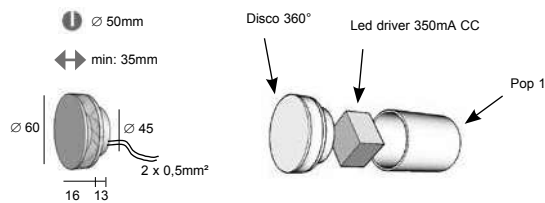
## COLOR

**04** Brushed stainless steel

3000K = on request

3,2W 2700K / 3000K / 4000K / 5000K = on request

## Installation on 220-240V 50/60 Hz.



**DESCRIPTION**

Body made in solid anodized aluminum  
 Screws in stainless steel  
 Degree of protection IP67 - IK09  
 Safety plexiglass  
 Led 3,2W - 350mA - 385lm incorporated  
 Energy class EC: A+

**ACCESSORIES**

Recessed box - Pop 9a or Pop 9b  
 Led driver 350mA CC

**ON REQUEST**


Blue plexiglass  
 Led 1,2W - 350mA - 125lm  
 Other dimensions (customized)



IP67

350mA

IK09



Aquadisc

code: 8089. D30 . **XX**  
 color

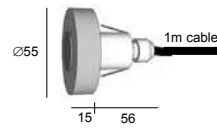


**COLOR**

**RP** Red plexiglass  
**WP** White plexiglass

∅ 32mm

min: 85mm





Omega-IN

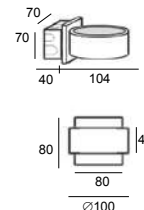


**DESCRIPTION**

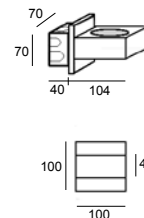

Body made in solid anodized aluminum  
 Screws in stainless steel  
 Degree of protection IP44 (head = IP65)  
 Safety sandblasted glass  
 Available with dimmable led 6W 230V incorporated  
 Recessed box included  
 Energy class EC: A (led) or A+/D (G9)

**ON REQUEST**

Anodized black  
 Other RAL colors  
 Led 6W 230V 2700K (only ref. 911SA/915SA)  
 Led 10W 230V 3000K (only ref. 911SA/915SA)



Taf-IN



max. efficacy 90lm/W

Typical luminous flux (lm)		
	6W	10W
2700 K	480	860
3000 K	500	900

code: 911SA. XX . 32  
led<sup>1</sup> bulb



**LED / BULB** **COLOR**

**G9** G9 LED (max. diameter 32mm / height 60mm) **32** Anodized aluminum  
**W6** Led 6W 230V - 3000K

Led 6W 2700K = on request  
 Led 10W 2700K / 3000K = on request  
 Dim-To-Warm 1800K-3000K = on request

code: 912SA. G9 . 32



**BULB** **COLOR**

**G9** G9 LED (max. diameter 32mm / height 60mm) **32** Anodized aluminum

code: 915SA. XX . 32  
led<sup>1</sup> bulb



**LED / BULB** **COLOR**

**G9** G9 LED (max. diameter 32mm / height 60mm) **32** Anodized aluminum  
**W6** Led 6W 230V - 3000K

Led 6W 2700K = on request  
 Led 10W 2700K / 3000K = on request  
 Dim-To-Warm 1800K-3000K = on request

code: 916SA. G9 . 32

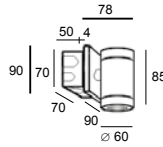


**BULB** **COLOR**

**G9** G9 LED (max. diameter 32mm / height 60mm) **32** Anodized aluminum

**DESCRIPTION**

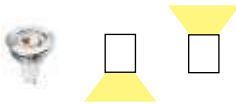
Body made in stainless steel  
 Screws in stainless steel  
 Degree of protection IP44 (floodlight = IP65)  
 Safety clear glass  
 Recessed box included  
 Energy class EC: A++/A



**ON REQUEST**

Other materials (aluminum, brass, copper, ... )  
 Other RAL colors or anodized black  
 Other dimensions (customized)

code: 928.GU.04



**BULB**

GU GU10 LED (max. height 56mm)

**COLOR**

04 Brushed stainless steel



IP44

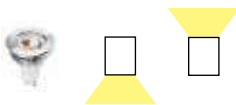
230V

IK04



Max 1-IN

code: 929.GU.04

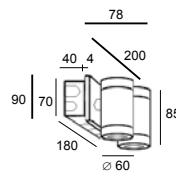


**BULB**

GU 2 x GU10 LED (max. height 56mm)

**COLOR**

04 Brushed stainless steel



IP44

230V

IK04



Max 2-IN

code: 7521.GU.04

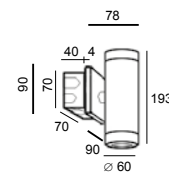


**BULB**

GU 2 x GU10 LED (max height 65mm)

**COLOR**

04 Brushed stainless steel



IP44

230V

IK04



Teka IN

EXTERIOR LIGHTING  
 WALL LIGHT - Recessed



Koba 1



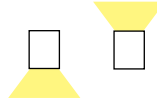
IP65  
IK09



max. efficacy  
119lm/W

	Typical luminous flux (lm)	
	3W	3,2W
2700 K	170	337
3000 K	170	354
4000 K		380
5000 K		381

code: 8045 . **XXX** . **XX**  
                  |          |  
                  led      color



**LED**

- D32** 3,2W 350mA - 5000K - 70°
- W03** 3W 230V - 2700K - 70°
- W32** 3,2W 350mA - 2700K - 70°

3W 3000K = on request  
3,2W 3000K / 4000K = on request

**COLOR**

- 01** White
- 02** Black
- 32** Anodized aluminum
- 39** Grey
- 48** Dark Grey (RAL 7016 structured)



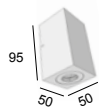




Koba 2



IP65  
IK09



max.  
efficacy  
120lm/W

Typical luminous flux (lm)		
	2x 3W	2x 3,2W
2700 K	2x 170	2x 337
3000 K	2x 170	2x 354
4000 K		2x 380
5000 K		2x 381

code: 8049 . XXX . XX  
                  |           |  
                  led       color



#### LED

- D32** 2 x 3,2W 350mA - 5000K - 70°  
**W03** 2 x 3W 230V - 2700K - 70°  
**W32** 2 x 3,2W 350mA - 2700K - 70°

3W 3000K = on request  
 3,2W 3000K / 4000K = on request

#### COLOR

- 01** White  
**02** Black  
**32** Anodized aluminum  
**39** Grey  
**48** Dark Grey (RAL 7016 structured)



#### DESCRIPTION

Body made in solid aluminum  
 Screws in stainless steel  
 Degree of protection IP65 - IK09  
 Class 1 (230V) or Class 3 (350mA)  
 Safety plexiglass  
 Led 3,2W 350mA or 3W 230V incorporated  
 Energy class EC: A+ (350mA) or A (230V)

#### ACCESSORIES

Led driver 350mA CC (not for 230V model)  
 Lens 10° - code: AC.8041.32

#### ON REQUEST

Other RAL colors or anodized black  
 Only for led 3W 230V : 3000K  
 Only for led 3,2W 350mA : 3000K / 4000K  
 Other dimensions (customized)





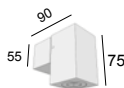
Koba 1B



IP65

230V

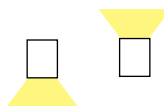
IK09



max. efficacy  
119lm/W

Typical luminous flux (lm)	
	3,2W
2700 K	337
3000 K	354
4000 K	380
5000 K	381

code: 8046 . XXX . XX  
                  led       color



#### LED

**D32** 3,2W 230V - 5000K - 70°  
**W32** 3,2W 230V - 2700K - 70°

3000K / 4000K = on request

#### COLOR

**01** White  
**02** Black  
**32** Anodized aluminum  
**39** Grey  
**48** Dark Grey (RAL 7016 structured)





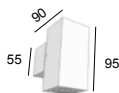
Koba 2B



IP65

230V


IK09



max. efficacy 119lm/W

Typical luminous flux (lm)	
2x 3,2W	
2700 K	2x 337
3000 K	2x 354
4000 K	2x 380
5000 K	2x 381

code: 8050 . XXX . XX  
led color



#### LED

- D32** 2 x 3,2W 230V - 5000K - 70°  
**W32** 2 x 3,2W 230V - 2700K - 70°

3000K / 4000K = on request

#### COLOR

- 01** White  
**02** Black  
**32** Anodized aluminum  
**39** Grey  
**48** Dark Grey (RAL 7016 structured)

#### DESCRIPTION

Body made in solid aluminum  
 Screws in stainless steel  
 Degree of protection IP65 - IK09  
 Safety plexiglass  
 Led driver 230V & led incorporated  
 Energy class EC: A+

#### ACCESSORIES

Lens 10° - code: AC.8041.32

#### ON REQUEST

Other RAL colors or anodized black  
 Other led colors : 3000K / 4000K  
 Other dimensions (customized)



**DESCRIPTION**

Body made in solid aluminum  
Screws in stainless steel  
Degree of protection IP65  
Safety plexiglass  
Dimmable led driver 230V & led incorporated  
Energy class EC: A+

**ACCESSORIES**

Lens 10° - code: AC.8041.32

**ON REQUEST**

Other RAL colors or anodized black  
Other led colors : 3000K / 4000K



Okio



IP65

230V

IK09



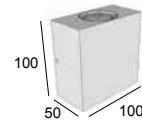
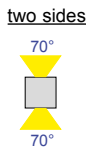
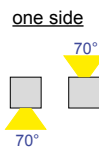
Accessory  
**AC.8041.32**  
Lens 10°



Lens 01



code: 8041. XXX . XX  
led color



**LED**

- D40** 1 x 3,2W - 5000K
- D80** 2 x 3,2W - 5000K
- W40** 1 x 3,2W - 2700K
- W80** 2 x 3,2W - 2700K

3000K / 4000K = on request

**COLOR**

- 01** White
- 02** Black
- 32** Anodized aluminum
- 39** Grey
- 48** Dark Grey (RAL 7016 structured)

max.  
efficacy  
119lm/W

Typical luminous flux (lm)	
2x 3,2W	
2700 K	2x 337
3000 K	2x 354
4000 K	2x 380
5000 K	2x 381



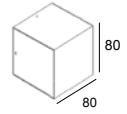
Cube 1L



IP65

230V

IK04



code: 902.GU.XX

color



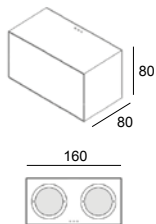
**BULB**

**GU** GU10 LED (max. height 52mm)

**COLOR**

**02A** Anodized black  
**32** Anodized aluminum





code: 904.GU.XX

color



**BULB**

**GU** 2 x GU10 LED (max. height 52mm)

**COLOR**

**02A** Anodized black  
**32** Anodized aluminum

**DESCRIPTION**

Body made in solid anodized aluminum  
 Screws in stainless steel  
 Degree of protection IP65  
 Safety clear glass  
 Energy class EC: A++/A

**ON REQUEST**

IK09 with clear or sandblasted safety plexiglass



IP65

230V

IK04

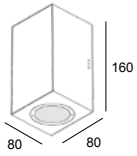


Cube Bis









### DESCRIPTION

Body made in solid anodized aluminum  
 Screws in stainless steel  
 Degree of protection IP65  
 Safety clear glass  
 Energy class EC: A++/A

### ON REQUEST

IK09 with clear or sandblasted safety plexiglass



IP65

230V


IK04



Cube 2L

code: 907.GU.XX

color



### BULB

**GU** 2 x GU10 LED (max. height 52mm)

### COLOR

**02A** Anodized black  
**32** Anodized aluminum



Taf



IP65

230V

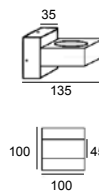


#### DESCRIPTION

Body made in solid anodized aluminum  
Screws in stainless steel  
Degree of protection IP65  
Safety sandblasted glass  
Available with dimmable led 6W or 10W 230V incorporated  
Energy class EC: A (led) or A++/A (G9)

#### ON REQUEST

Other RAL colors  
Other Led color: 2700K (only ref. 914SA)





max.  
efficacy  
90lm/W

	Typical luminous flux (lm)	
	6W	10W
2700 K	480	860
3000 K	500	900

code: 914SA. XX . XX  
led bulb  
color



#### LED / BULB

- G9** G9 LED (max. diameter 32mm / height 60mm)
- W6** Led 6W 230V - 3000K
- W7** Led 10W 230V - 3000K

2700K = on request  
Dim-To-Warm 1800K-3000K = on request

#### COLOR

- 02A** Anodized black
- 32** Anodized aluminum

code: 917SA. G9 . XX  
color



#### BULB

- G9** G9 LED (max. diameter 32mm / height 60mm)

#### COLOR

- 02A** Anodized black
- 32** Anodized aluminum



Keyko



IP65

230V

IK09



#### DESCRIPTION

Body made in profile aluminum  
Screws in stainless steel  
Degree of protection IP65 - IK09  
Safety sandblasted plexiglass  
Led driver 230V & led incorporated  
Energy class EC: A+

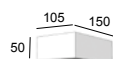
#### ON REQUEST

Other RAL colors  
Other led colors : 3000K / 4000K  
Led 9,5W : 2700K / 3000K / 4000K / 5000K  
Other dimensions (customized)

max.  
efficacy  
147lm/W

	Typical luminous flux (lm)	
	6,5W	9,5W
2700 K	807	1120
3000 K	845	1143
4000 K	877	1218
5000 K	959	1332

code: 8056.1 **XXX** . **XX**  
          |          |  
          led   color



#### LED

**D37** 6,5W - 5000K  
**W37** 6,5W - 2700K

#### COLOR

**01** White  
**02** Black  
**24** Corten  
**39** Grey  
**48** Dark Grey (RAL 7016 structured)

3000K / 4000K = on request  
9,5W 2700K / 3000K / 4000K / 5000K = on request  
Dim-To-Warm 1800K-3000K = on request





Torga D



IP65

230V

IK09



## DESCRIPTION

Body made in profile aluminum  
Screws in stainless steel  
Degree of protection IP65 - IK09  
Safety sandblasted plexiglass  
Led driver 230V & led incorporated  
Energy class EC: A+

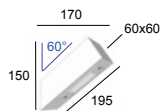
## ON REQUEST

Other RAL colors  
Other led colors : 3000K / 4000K  
Led 9,5W : 2700K / 3000K / 4000K / 5000K  
Other dimensions (customized)

max.  
efficacy  
147lm/W

	Typical luminous flux (lm)	
	6,5W	9,5W
2700 K	807	1120
3000 K	845	1143
4000 K	877	1218
5000 K	959	1332

code: 8008.1 XXX . XX  
          led       color



## LED

**D37** 6,5W - 5000K  
**W37** 6,5W - 2700K

## COLOR

**02** Black  
**24** Corten  
**39** Grey  
**48** Dark Grey (RAL 7016 structured)

3000K / 4000K = on request  
9,5W 2700K / 3000K / 4000K / 5000K = on request  
Dim-To-Warm 1800K-3000K = on request

**DESCRIPTION**

Body made in profile aluminum  
 Screws in stainless steel  
 Degree of protection IP65 - IK09  
 Safety sandblasted plexiglass  
 Led driver 230V & led incorporated  
 Energy class EC: A+

**ON REQUEST**

Other RAL colors  
 Other led colors : 3000K / 4000K  
 Led 9,5W : 2700K / 3000K / 4000K / 5000K  
 Other dimensions (customized)



- 
- 
- IP65
- 230V
- IK09
- 
- 
- 

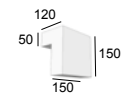
**EXTERIOR LIGHTING**  
WALL LIGHT - Surface

Sampa D

max. efficacy  
147lm/W

Typical luminous flux (lm)		
	6,5W	9,5W
2700 K	807	1120
3000 K	845	1143
4000 K	877	1218
5000 K	959	1332

code: 8036.1 **XXX** . **XX**  
led color



**LED**

- D37** 6,5W - 5000K
- W37** 6,5W - 2700K

**COLOR**

- 02** Black
- 24** Corten
- 39** Grey
- 48** Dark Grey (RAL 7016 structured)

3000K / 4000K = on request  
 9,5W 2700K / 3000K / 4000K / 5000K = on request  
 Dim-To-Warm 1800K-3000K = on request



IP65

230V

IK09



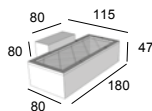
Squadra D

**DESCRIPTION**

Body made in profile aluminum  
 Screws in stainless steel  
 Degree of protection IP65 - IK09  
 Safety sandblasted plexiglass  
 Dimmable led 230V incorporated  
 Energy class EC: A

**ON REQUEST**

Other RAL colors  
 Other led colors : 2700K



code: 8038 . **XXX** . **XX**  
 led color



DIMMABLE

**LED**

**W80** Led 6W 230V - 3000K  
**W90** Led 10W 230V - 3000K

**COLOR**

**01** White  
**02** Black  
**39** Grey  
**48** Dark Grey (RAL 7016 structured)

2700K = on request  
 Dim-To-Warm 1800K-3000K = on request



	Typical luminous flux (lm)	
	6W	10W
2700 K	480	860
3000 K	500	900

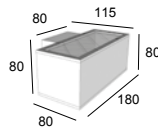




Squadra G

**DESCRIPTION**

Body made in profile aluminum  
Screws in stainless steel  
Degree of protection IP65 - IK09  
Safety sandblasted plexiglass  
Dimmable led 230V incorporated (2x)  
Energy class EC: A



**ON REQUEST**

Other RAL colors  
Other led colors : 2700K

code: 8040 . XXX . XX  
                  led     color



**LED**

**W80** Led 2 x 6W 230V - 3000K  
**W90** Led 2 x 10W 230V - 3000K

**COLOR**

**01** White  
**02** Black  
**39** Grey  
**48** Dark Grey (RAL 7016 structured)



	Typical luminous flux (lm)	
	6W	10W
2700 K	480	860
3000 K	500	900

2700K = on request  
Dim-To-Warm 1800K-3000K = on request



SAMPA D-Pro



SAMPA S-Pro

**DESCRIPTION**

Body made in profile aluminum  
 Screws in stainless steel  
 Sampa S-Pro: Stirrup in stainless steel 316L  
 Asymmetrical silicone lens anti-UV, efficiency 89%  
 Mechanical strength of the luminaire: IK08  
 Degree of protection IP65  
 Led driver 230V & led incorporated  
 Energy class EC: A+



IP65

230V

IK08



**ON REQUEST**

Other RAL colors or dimensions (customized)  
 Other led colors: 2700K / 5000K  
 Led 6,5W or 30W: 2700K / 3000K / 4000K / 5000K  
 Other Lens (symmetrical 100°)  
 Presence or motion detector (around 8m)

code: 7020. **XXX** . **XX**  
           |          |  
           led      color

SAMPA D-Pro

connection box included  
 with 1x cable gland M20 for cable 6-12mm

code: 7023. **XXX** . **XX**  
           |          |  
           led      color

SAMPA S-Pro

with corner fixation 90°  
 with 2 adjustable levels (30°- 60°)  
 provided with 1m cable

**LED**

N2	9,5W - 4000K
N3	15W - 4000K
W2	9,5W - 3000K
W3	15W - 3000K

**COLOR**

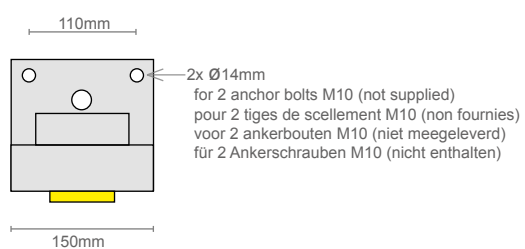
02	Black
24	Corten
39	Grey
48	Dark Grey (RAL 7016 structured)

max. efficacy 152lm/W

	Typical luminous flux (lm)		
	6,5W	9,5W	15W
2700 K	807	1215	1887
3000 K	845	1265	1966
4000 K	877	1316	2084
5000 K	959	1443	2103

2700K / 5000K = on request  
 6,5W, 30W or more : 2700K / 3000K / 4000K / 5000K = on request

Sampa D-Pro: Base Fixation



## Applications

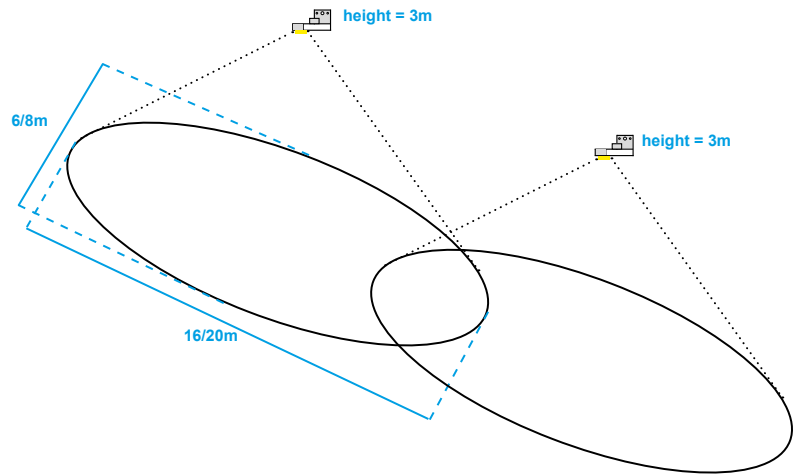
- Footpath
- Car park
- Park
- Building entrance
- Bicycle path
- PRM area

## Advantages

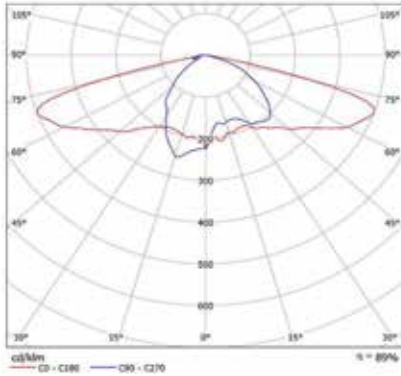
- Timeless design & robust (IK08)
- Lighting level conforms to PRM standards
- Also available with presence or motion detector for:
  - standby function with orientation lighting of 10%
  - significant energy savings
  - a reduction of light pollution
  - a convenient and secure function to the site
  - an extension to the LED lifetime
- Also available with driver 0-10V dimmable 0 - 100%

# Sampa PRO

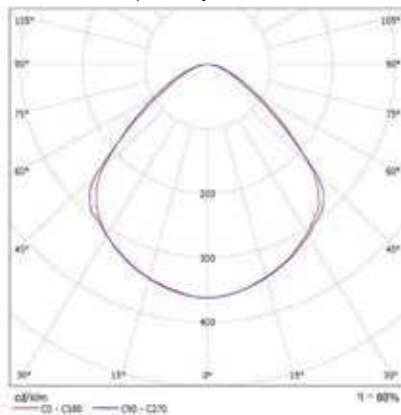
## Led wall lamp



Standard Lens (asymmetrical)



On request: symmetrical lens



EXTERIOR LIGHTING  
WALL LIGHT - Surface

On request



detector



remote control



**DESCRIPTION**

Body made in solid anodized aluminum  
 Screws in stainless steel  
 Degree of protection IP65  
 Safety sandblasted glass  
 Available with dimmable led 6W or 10W 230V incorporated  
 Energy class EC: A (led) or A++/A (G9)

**ON REQUEST**

Other RAL colors  
 Other Led color: 2700K (only ref. 910SA)



Omega 1



IP65

230V



Omega 2



IP65

230V



EXTERIOR LIGHTING  
 WALL LIGHT - Surface

code: 910SA. XX . XX

led<sup>1</sup>bulb  
 color



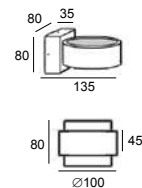
**LED / BULB**

- G9** G9 LED (max. diameter 32mm / height 60mm)
- W6** Led 6W 230V - 3000K
- W7** Led 10W 230V - 3000K

2700K = on request  
 Dim-To-Warm 1800K-3000K = on request

**COLOR**

- 02A** Anodized black
- 32** Anodized aluminum



code: 913SA. G9 . XX

color



**BULB**

- G9** G9 LED (max. diameter 32mm / height 60mm)

**COLOR**

- 02A** Anodized black
- 32** Anodized aluminum



Wally-S



IP65

230V

IK04

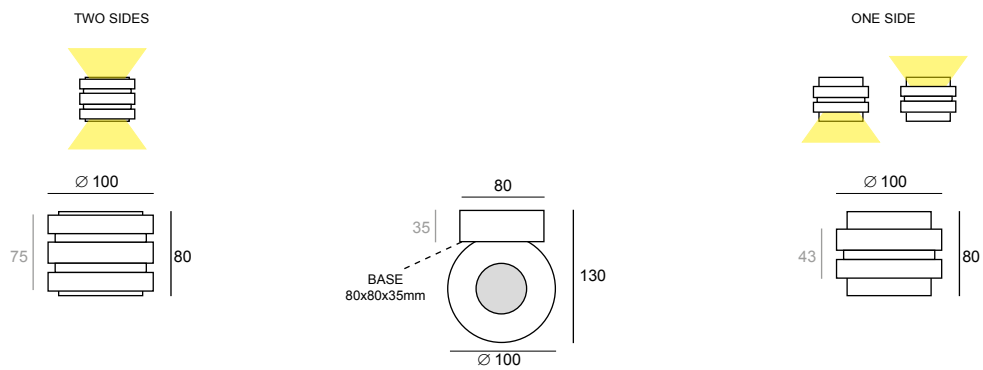


#### DESCRIPTION

Body made in solid anodized aluminum  
Screws in stainless steel  
Safety clear glass  
Degree of protection IP65  
Dimmable Led 220-240V incorporated  
Energy class EC: A+

#### ON REQUEST

Other RAL colors  
Other beam angle: 25°  
Other led color: 2700K  
IK09 with clear or sandblasted safety plexiglass



code: 7011. **XXX** . **XX**  
           |       |  
       led     color

**LED**

- W11** 6W - 3000K - 45°
- W12** 10W - 3000K - 45°
- W21** 2x 6W - 3000K - 45°
- W22** 2x 10W - 3000K - 45°

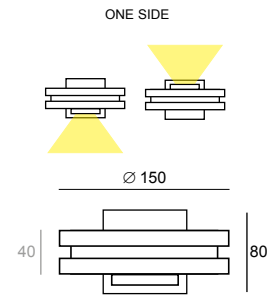
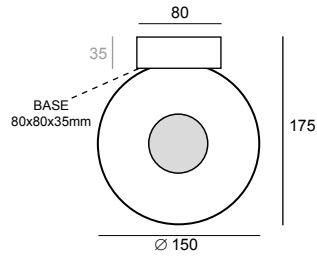
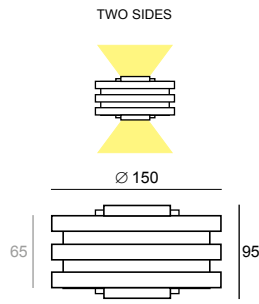
Beam angle 25° = on request  
 2700K = on request  
 Dim-To-Warm 1800K-3000K = on request

**COLOR**

- 02A** Anodized black
- 32** Anodized aluminum

max.  
efficacy  
90lm/W

	Typical luminous flux (lm)	
	6W	10W
2700 K	480	860
3000 K	500	900



code: 7012. XXX . XX

led  
color

#### LED

**W12** 10W - 3000K - 45°  
**W13** 20W - 3000K - 45°  
**W22** 2x 10W - 3000K - 45°  
**W23** 2x 20W - 3000K - 45°

#### COLOR

**02A** Anodized black  
**32** Anodized aluminum

Beam angle 25° = on request  
 Led 10W 2700K = on request  
 Dim-To-Warm 1800K-3000K = on request


max.  
efficacy  
90lm/W

Typical luminous flux (lm)		
	10W	20W
2700 K	860	
3000 K	900	1780

#### Accessories

**X060.050.3**

Ø 50 mm  
Height: 3mm



Louver

**AC.7012.1.XX**

Ø 65 mm  
Height: 55mm



Lens 02





- 
- 
- IP65
- 230V
- IK04
- 
- 
- 

with accessory "Lens 02"  
on the top

## Wally-XL

### DESCRIPTION

Body made in solid anodized aluminum  
Screws in stainless steel  
Safety clear glass  
Degree of protection IP65  
Dimmable Led 220-240V incorporated  
Energy class EC: A+

### ACCESSORIES

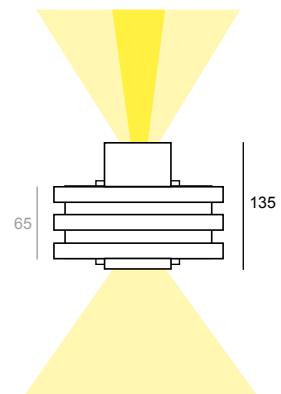
Adjustable lens 30° --> 5° - code: AC.7012.1.\_\_\_  
Anti-glare honeycomb : Louver ref: X060.050.3

### ON REQUEST

Other RAL colors  
Other beam angle: 25°  
Only for led 10W : 2700K  
IK09 with clear or sandblasted safety plexiglass

EXAMPLE  
with accessory "Lens 02"  
on the top

ADJUSTABLE beam angle  
30° to 5°





max.  
efficacy  
158lm/W

	Typical luminous flux (lm)		
	6,5W	9,5W	16,5W
2700 K	807	1215	2196
3000 K	845	1265	2285
4000 K	877	1316	2373
5000 K	959	1443	2609



## DESCRIPTION

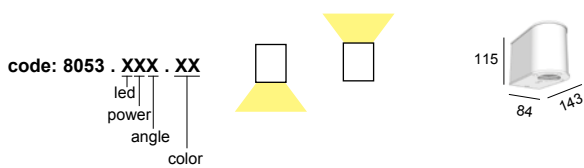
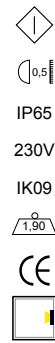
Body made in aluminum  
Screws in stainless steel  
Degree of protection IP65 - IK09  
Safety extra clear glass  
Led driver 230V & led incorporated  
Energy class EC: A+

## ON REQUEST

Other RAL colors  
Other led colors: 3000K / 4000K



Astro 1



LED	POWER	ANGLE	COLOR
D 5000K	0 6,5W	1 20°	01 White
W 2700K	1 9,5W	3 40°	02 Black
	2 16,5W		32 Anodized aluminum

3000K - 4000K = on request  
Dim-To-Warm 1800K-3000K = on request



Astro 2



Recto 2



IP65

230V

IK09



#### DESCRIPTION

Body made in aluminum  
Screws in stainless steel  
Degree of protection IP65 - IK09  
Safety extra clear glass  
Led driver 230V & led incorporated  
Energy class EC: A+

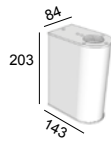

#### ON REQUEST

Other RAL colors  
Other led colors: 3000K / 4000K



code: 8034 . XXX . XX

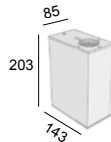

led  
power  
angle  
color



max.  
efficacy  
158lm/W

code: 8035 . XXX . XX

led  
power  
angle  
color



	Typical luminous flux (lm)		
	2x 6,5W	2x 9,5W	2x 16,5W
2700 K	2x 807	2x 1215	2x 2196
3000 K	2x 845	2x 1265	2x 2285
4000 K	2x 877	2x 1316	2x 2373
5000 K	2x 959	2x 1443	2x 2609

LED	POWER	ANGLE	COLOR
D 5000K	0 2 x 6,5W	1 20°	01 White
W 2700K	1 2 x 9,5W	3 40°	02 Black
	2 2 x 16,5W		32 Anodized aluminum

3000K - 4000K = on request  
Dim-To-Warm 1800K-3000K = on request



Mini astro 2



IP65

230V

IK06

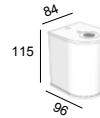


#### DESCRIPTION

Body made in aluminum  
Screws in stainless steel  
Degree of protection IP65 - IK06  
Safety extra clear glass  
Led driver 230V & led incorporated  
Energy class EC: A+

#### ON REQUEST

Other RAL colors  
Other led colors: 3000K / 4000K



max. efficacy  
119lm/W

Typical luminous flux (lm)	
2x 3,2W	
2700 K	2x 337
3000 K	2x 354
4000 K	2x 380
5000 K	2x 381

code: 8054 . XXX . XX

led  
angle  
color



#### LED

**D3** 2x 3,2W - 5000K  
**W3** 2x 3,2W - 2700K

#### ANGLE

**1** 30°  
**2** 45°

#### COLOR

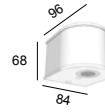
**01** White  
**02** Black  
**32** Anodized aluminum

3000K - 4000K = on request





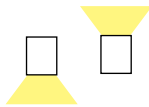
Mini astro 1



max. efficacy  
119lm/W

Typical luminous flux (lm)	
	3,2W
2700 K	337
3000 K	354
4000 K	380
5000 K	381

code: 8055 . XXX . XX  
 led  
 angle  
 color



LED	ANGLE	COLOR
D3 3,2W - 5000K	1 30°	01 White
W3 3,2W - 2700K	2 45°	02 Black
		32 Anodized aluminum

3000K - 4000K = on request

EXTERIOR LIGHTING  
WALL LIGHT - Surface





Micro 1

**DESCRIPTION**

Body made in solid aluminum or stainless steel  
 Screws in stainless steel  
 Degree of protection IP65 - IK09  
 Class 1 (230V) or Class 3 (350mA)  
 Safety plexiglass  
 Led 3,2W 350mA or 3W 230V incorporated  
 Energy class EC: A+ (350mA) or A (230V)

**ACCESSORIES**

Led driver 350mA CC (not for 230V model)  
 Lens 10° - code: AC.8041.32

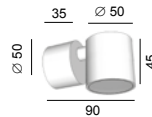
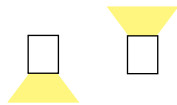
**ON REQUEST**

Other RAL colors or anodized black  
 Other materials (brass / copper)  
 Only for led 3W 230V : 3000K  
 Only for led 3,2W 350mA : 3000K / 4000K  
 Other dimensions (customized)

max. efficacy 119lm/W

	Typical luminous flux (lm)	
	3W	3,2W
2700 K	170	337
3000 K	170	354
4000 K		380
5000 K		381

code: 1105 . XXX . XX  
           |      |      |  
           led  color



**LED**

- D32** 3,2W 350mA - 5000K - 70°
- W03** 3W 230V - 2700K - 70°
- W32** 3,2W 350mA - 2700K - 70°


3W 230V 3000K = on request  
 3,2W 350mA 3000K / 4000K = on request

**COLOR**

- 01** White
- 02** Black
- 04** Brushed stainless steel
- 32** Anodized aluminum









Micro 2



IP65

IK09



**DESCRIPTION**

Body made in solid aluminum or stainless steel  
 Screws in stainless steel  
 Degree of protection IP65 - IK09  
 Class 1 (230V) or Class 3 (350mA)  
 Safety plexiglass  
 Led 3,2W 350mA or 3W 230V incorporated  
 Energy class EC: A+ (350mA) or A (230V)

**ACCESSORIES**

Led driver 350mA CC (not for 230V model)  
 Lens 10° - code: AC.8041.32

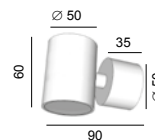

**ON REQUEST**

Other RAL colors or anodized black  
 Other materials (brass / copper)  
 Only for led 3W 230V : 3000K  
 Only for led 3,2W 350mA : 3000K / 4000K  
 Other dimensions (customized)



	Typical luminous flux (lm)	
	2x 3W	2x 3,2W
2700 K	2x 170	2x 337
3000 K	2x 170	2x 354
4000 K		2x 380
5000 K		2x 381

code: 1106 . XXX . XX  
 led color



**LED**

- D32** 2 x 3,2W 350mA - 5000K - 70°
- W03** 2 x 3W 230V - 2700K - 70°
- W32** 2 x 3,2W 350mA - 2700K - 70°

3W 230V 3000K = on request  
 3,2W 350mA 3000K / 4000K = on request

**COLOR**

- 01** White
- 02** Black
- 04** Brushed stainless steel
- 32** Anodized aluminum





**EXTERIOR LIGHTING**  
WALL LIGHT - Surface



Max



IP65

230V

IK04



code: 753. GU . XX

color



**BULB**

GU GU10 LED (max. height 56mm)

**COLOR**

00	Natural brushed aluminum	
02	Black	
04	Brushed stainless steel	
07	Brushed brass	
09	Bronze	
21	Brushed copper	
39	Grey	

on request

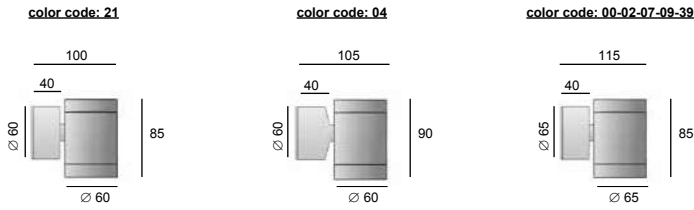


**DESCRIPTION**

Body made in aluminum, stainless steel, brass or copper  
Screws in stainless steel  
Degree of protection IP65  
Safety clear glass  
Energy class EC: A++/A

**ON REQUEST**

Other RAL colors  
Anodised aluminum or black  
Other dimensions (customized)  
IK09 with clear or sandblasted safety plexiglass



**EXTERIOR LIGHTING**  
WALL LIGHT - Surface



Villages Nature® Paris - Photographe : Isabelle SMOLINSKI

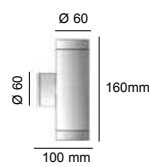
**DESCRIPTION**

Body made in aluminum, stainless steel, brass or copper  
Screws in stainless steel  
Degree of protection IP65  
Safety clear glass  
Energy class EC: A++/A

**ON REQUEST**

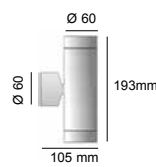
Other RAL colors  
Anodised aluminum  
Other dimensions (customized)  
IK09 with clear or sandblasted safety plexiglass

color code: 21



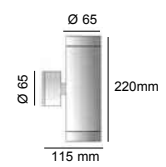
max. height  
56mm

color code: 04



max. height  
65mm

color code: 00-02-07-09-39



max. height  
80mm





Teka




IP65

230V



code: 752. GU . XX

color

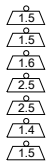


**BULB**

**GU** 2 x GU10 LED (max height 56 - 80mm)

**COLOR**

- 00** Natural brushed aluminum
- 02** Black
- 04** Brushed stainless steel
- 07** Brushed brass
- 09** Bronze
- 21** Brushed copper
- 39** Grey





Cubix D



IP65

230V



#### DESCRIPTION

Body made in stainless steel  
Screws in stainless steel  
Degree of protection IP65  
Safety sandblasted glass  
Energy class EC: A++/A

#### ACCESSORIES

Led Bulb E27

#### ON REQUEST

Other dimensions (customized)  
Other socket for LED (G9, G4, E14 ...)

code: 774. E2 . 04



#### BULB

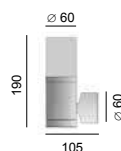
**E2** E27 LED (max. diameter 52mm / height 125mm)

[Other socket for LED \( G9, G4, E14,...\) = on request](#)

#### COLOR


**04** Brushed stainless steel

774.E2.04



#### Accessory


code: **LED.E201.10830**



Led bulb E27 10W 3000K 240V  
diameter 37mm / height 116mm



775.E2.04



code: 775. E2 . 04



**BULB**

**E2** E27 LED (max. diameter 52mm / height 125mm)

Other socket for LED ( G9, G4, E14,...) = on request

**COLOR**

**04** Brushed stainless steel

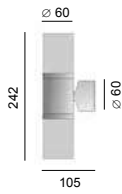


IP65

230V



Cubix Y



code: 776. G9 . 04

**BULB**

**G9** 2 x G9 LED (max. diameter 52mm / height 82mm)

**COLOR**

**04** Brushed stainless steel

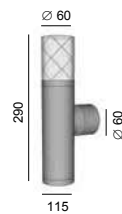


IP65

230V



Cubix K



code: 932. 2G . 04

**BULB**

**2G** 1x G9 + 1x GU10 LED (max height 65mm)

**COLOR**

**04** Brushed stainless steel



IP65

230V



Cubix G



Manix D



IP65

230V



#### DESCRIPTION

Body made in stainless steel  
Screws in stainless steel  
Degree of protection IP65  
Safety sandblasted glass  
Energy class EC: A++/A

#### ACCESSORIES

Led Bulb E27

#### ON REQUEST

Other dimensions (customized)  
Other socket for LED (G9, G4, E14 ...)

code: **942. E2 . 04**



#### BULB

**E2** E27 LED (max. diameter 52mm / height 125mm)

Other socket for LED ( G9, G4, E14,...) = on request

**942.E2.04**



#### COLOR

**04** Brushed stainless steel



Manix G



IP65

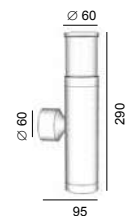
230V



code: **944. 2G . 04**

#### BULB


**2G** 1x G9 + 1x GU10 LED (max height 65mm)



#### COLOR

**04** Brushed stainless steel

#### Accessory



code: **LED.E201.10830**

Led bulb E27 10W 3000K 240V  
diameter 37mm / height 116mm



**EXTERIOR LIGHTING**  
WALL LIGHT - Surface





Onyx D




IP65

230V



code: 701. E2 . XX  
color



**BULB**

E2 E27 LED (max. diameter 48mm / height 125mm)

Other socket for LED ( G9, G4, E14,...) = on request

**COLOR**

- 00 Natural brushed aluminum
- 02 Black
- 07 Brushed brass
- 09 Bronze



Onyx K



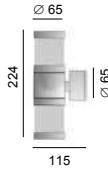
IP65

230V



code: 702. G9 . XX  
color

color



**BULB**

G9 2 x G9 LED (max. diameter 48mm / height 75mm)

**COLOR**

- 00 Natural brushed aluminum
- 02 Black



Onyx BIS



IP65

230V



code: 704. E2 . XX  
color

color



**BULB**

E2 2 x E27 LED (max. diameter 48mm / height 125mm)

Other socket for LED ( G9, G4, E14,...) = on request

**COLOR**

- 00 Natural brushed aluminum
- 07 Brushed brass
- 09 Bronze

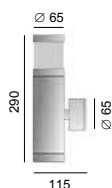


**DESCRIPTION**

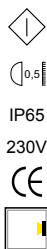
Body made in aluminum or brass  
 Screws in stainless steel  
 Degree of protection IP65  
 Safety sandblasted glass  
 Energy class EC: A++/A

**ON REQUEST**

Other RAL colors  
 Anodised aluminum  
 Other dimensions (customized)



**EXTERIOR LIGHTING**  
 WALL LIGHT - Surface



Onyx G

code: **703. 2G . XX**  
 |  
 color


**BULB**

**2G** 1x G9 + 1x GU10 LED (max height 80mm)

**COLOR**

- 00** Natural brushed aluminum
- 02** Black
- 07** Brushed brass
- 09** Bronze

Accessory



code: **LED.E201.10830**

Led bulb E27 10W 3000K 240V  
 diameter 37mm / height 116mm



Atrex D



IP65

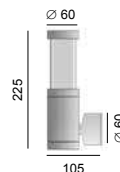
230V



code: 768. E2 .04



768.E2.04



**BULB**

**E2** E27 LED (max. diameter 37mm / height 160mm)

**COLOR**

**04** Brushed stainless steel

Other socket for LED ( G9, G4, E14,...) = on request



Atrex G

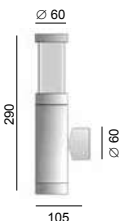


IP65

230V



code: 770. 2G .04



**BULB**


**2G** 1x G9 + 1x GU10 LED (max height 65mm)

**COLOR**

**04** Brushed stainless steel

Accessory

code: LED.E201.10830




Led bulb E27 10W 3000K 240V  
diameter 37mm / height 116mm



Atrex Y

EXTERIOR LIGHTING  
WALL LIGHT - Surface



#### DESCRIPTION

Body made in stainless steel  
Screws in stainless steel  
Degree of protection IP65  
Safety sandblasted glass  
Energy class EC: A++/A

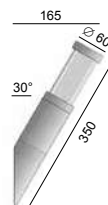
#### ACCESSORIES

Led Bulb E27

#### ON REQUEST

Other dimensions (customized)  
Other socket for LED (G9, G4, E14 ...)

769.E2.04



code: 769. E2 .04



#### BULB

**E2** E27 LED (max. diameter 37mm / height 160mm)

Other socket for LED ( G9, G4, E14,...) = on request

#### COLOR

**04** Brushed stainless steel

**DESCRIPTION**

Body made in aluminum or brass  
 Screws in stainless steel  
 Degree of protection IP65  
 Safety sandblasted glass  
 Energy class EC: A++/A

**ACCESSORIES**

Led Bulb E27

**ON REQUEST**


Other RAL colors  
 Anodised aluminum  
 Other dimensions (customized)  
 Other socket for LED (G9, G4, E14 ...)



Nobus D



IP65  
230V



code: 731. E2 . XX  
 color



**BULB**

**E2** E27 LED (max. diameter 37mm / height 160mm)

Other socket for LED ( G9, G4, E14,...) = on request

**COLOR**

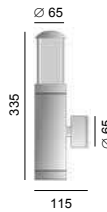
- 00** Natural brushed aluminum
- 02** Black
- 07** Brushed brass
- 09** Bronze



Nobus G



IP65  
230V



code: 171. 2G . XX  
 color

**BULB**

**2G** 1x G9 + 1x GU10 LED (max height 80mm)

**COLOR**

- 00** Natural brushed aluminum
- 02** Black
- 07** Brushed brass
- 09** Bronze



Accessory

**code: LED.E201.10830**

Led bulb E27 10W 3000K 240V  
 diameter 37mm / height 116mm





**EXTERIOR LIGHTING**  
WALL LIGHT - Surface



#### DESCRIPTION

---

Body made in aluminum or brass  
Screws in stainless steel  
Degree of protection IP65  
Safety sandblasted glass  
Energy class EC: A++/A

#### ACCESSORIES

---


Led Bulb E27

#### ON REQUEST

---

Other RAL colors  
Anodised aluminum  
Other dimensions (customized)  
Other socket for LED (G9, G4, E14 ...)


#### Accessory



code: **LED.E201.10830**

Led bulb E27 10W 3000K 240V  
diameter 37mm / height 116mm

code: 729. E2 . XX  
color



**BULB**

**E2** E27 LED (max. diameter 37mm / height 160mm)

Other socket for LED ( G9, G4, E14,...) = on request

**COLOR**

- 00** Natural brushed aluminum
- 02** Black
- 07** Brushed brass
- 09** Bronze



IP65

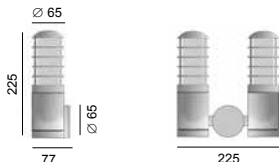
230V

IK06



Atlantic D

code: 737. E2 . XX  
color



**BULB**

**E2** 2 x E27 LED (max. diameter 37mm / height 160mm)

Other socket for LED ( G9, G4, E14,...) = on request

**COLOR**

- 00** Natural brushed aluminum
- 07** Brushed brass
- 09** Bronze



IP65

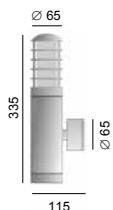
230V

IK06



Atlantic BIS

code: 173. 2G . XX  
color



**BULB**

**2G** 1x G9 + 1x GU10 LED (max height 80mm)

**COLOR**

- 00** Natural brushed aluminum
- 02** Black
- 07** Brushed brass
- 09** Bronze



IP65

230V

IK06



Atlantic G

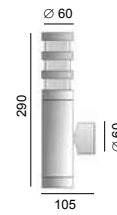


Zebra G



IP65

230V



code: 798. 2G .04

**BULB**

**2G** 1x G9 + 1x GU10 LED (max height 65mm)

**COLOR**

**04** Brushed stainless steel

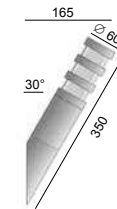


Zebra Y



IP65

230V



code: 762. E2 .04



**BULB**


**E2** E27 LED (max. diameter 37mm / height 160mm)

**COLOR**

**04** Brushed stainless steel

Other socket for LED ( G9, G4, E14,...) = on request

Accessory




code: LED.E201.10830

Led bulb E27 10W 3000K 240V  
diameter 37mm / height 116mm



Zebra D



EXTERIOR LIGHTING  
WALL LIGHT - Surface

**DESCRIPTION**

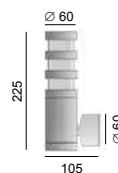
Body made in stainless steel  
Screws in stainless steel  
Degree of protection IP65  
Safety sandblasted glass  
Energy class EC: A++/A

**ACCESSORIES**

Led Bulb E27

**ON REQUEST**

Other dimensions (customized)  
Other socket for LED (G9, G4, E14 ...)



code: 761. E2 .04



**BULB**

**E2** E27 LED (max. diameter 37mm / height 160mm)

[Other socket for LED \( G9, G4, E14,...\) = on request](#)

**COLOR**

**04** Brushed stainless steel



Despo D



IP65

230V

IK09

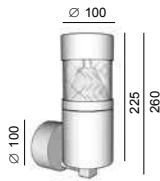


## DESCRIPTION

Body made in stainless steel  
Screws in stainless steel  
Degree of protection IP65 - IK09  
Safety clear polycarbonate  
Led driver 230V & led incorporated  
Energy class EC: A+

## ON REQUEST

Other RAL colors  
Other led colors : 3000K  
Led 9,5W : 2700K / 3000K / 4000K / 5000K  
Other dimensions (customized)



code: 993XX . 04  
|  
led

## LED

**D4** 16,5W - 5000K  
**N4** 16,5W - 4000K  
**W4** 16,5W - 2700K

## COLOR

**04** Brushed stainless steel

max.  
efficacy  
158lm/W

	Typical luminous flux (lm)	
	9,5W	16,5W
2700 K	1215	2196
3000 K	1265	2285
4000 K	1316	2373
5000 K	1443	2609



Sumo RD



IP65

230V

IK07



#### DESCRIPTION

Body made in stainless steel with belgian stone or exotic wood  
Screws in stainless steel  
Degree of protection IP65 - IK07  
Safety sandblasted plexiglass  
Energy class EC: A++/A

#### ACCESSORIES

Led Bulb E27

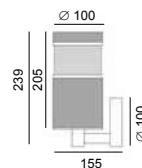
#### ON REQUEST

Other dimensions (customized)  
Other socket for LED (G9, G4, E14 ...)

code: 962. E2 .XX



color



#### BULB


**E2** E27 LED (max. diameter 52mm / height 137mm)

[Other socket for LED \( G9, G4, E14,...\) = on request](#)

#### COLOR

**41** Belgian stone

**42** Exotic wood (Iroko)





## DESCRIPTION

Body made in stainless steel  
Screws in stainless steel  
Degree of protection IP65 - IK07  
Safety sandblasted plexiglass  
Energy class EC: A++/A

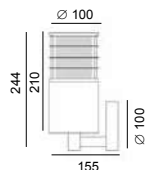
## ACCESSORIES

Led Bulb E27

## ON REQUEST

Other dimensions (customized)  
Other socket for LED (G9, G4, E14 ...)

code: 970. E2 .04



IP65

230V

IK07



Spirit D

## BULB

**E2** E27 LED (max. diameter 49mm / height 160mm)

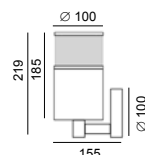
[Other socket for LED \( G9, G4, E14,...\) = on request](#)

## COLOR

**04** Brushed stainless steel

EXTERIOR LIGHTING  
WALL LIGHT - Surface

code: 972. E2 .04



IP65

230V

IK07



Sumo D

## BULB

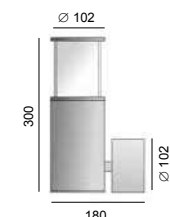
**E2** E27 LED (max. diameter 49mm / height 137mm)

[Other socket for LED \( G9, G4, E14,...\) = on request](#)

## COLOR

**04** Brushed stainless steel

code: 790A. E2. 04



IP65

230V

IK02



Atrex 100 D

## BULB

**E2** E27 LED (max. diameter 65mm / height 170mm)

[Other socket for LED \( G9, G4, E14,...\) = on request](#)

## COLOR

**04** Brushed stainless steel



Spirit KD



IP65

230V

IK07



code: 950. E2 .XX  
color



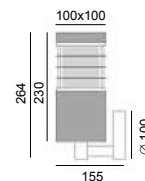
**BULB**

E2 E27 LED (max. diameter 52mm / height 160mm)

Other socket for LED ( G9, G4, E14,...) = on request

**COLOR**

- 41 Belgian stone
- 42 Exotic wood (Iroko)



Strida KD



IP65

230V

IK07



code: 956. E2 .XX  
color



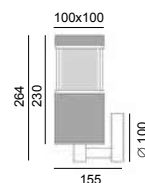
**BULB**

E2 E27 LED (max. diameter 52mm / height 160mm)

Other socket for LED ( G9, G4, E14,...) = on request

**COLOR**

- 41 Belgian stone
- 42 Exotic wood (Iroko)



Spirit RD



IP65

230V

IK07



code: 953. E2 .XX  
color



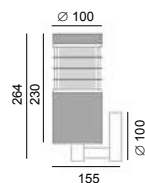
**BULB**

E2 E27 LED (max. diameter 52mm / height 160mm)

Other socket for LED ( G9, G4, E14,...) = on request

**COLOR**

- 41 Belgian stone
- 42 Exotic wood (Iroko)





Strida RD



IP65

230V

IK07



#### DESCRIPTION

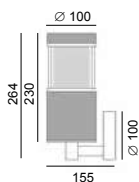
Body made in stainless steel with belgian stone or exotic wood  
Screws in stainless steel  
Degree of protection IP65 - IK07  
Safety sandblasted plexiglass  
Energy class EC: A++/A

#### ACCESSORIES

Led Bulb E27

#### ON REQUEST

Other dimensions (customized)  
Other socket for LED (G9, G4, E14 ...)



code: 959. E2 .XX

color



#### BULB

E2 E27 LED (max. diameter 52mm / height 160mm)

Other socket for LED ( G9, G4, E14,...) = on request


#### COLOR

41 Belgian stone  
42 Exotic wood (Iroko)



#### Accessory

code: LED.E203.16830



Led bulb E27 16W 3000K 240V  
diameter 45mm / height 136mm



Soft D



IP65

230V



#### DESCRIPTION

Body made in aluminum  
Screws in stainless steel  
Degree of protection IP65  
Safety sandblasted glass  
Energy class EC: A++/A

#### ACCESSORIES

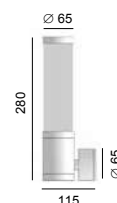
Led Bulb E27

#### ON REQUEST

Other RAL colors  
Anodised aluminum  
Other dimensions (customized)  
Other socket for LED (G9, G4, E14 ...)

code: 718. E2 . XX

color



#### BULB

E27 E27 LED (max. diameter 48mm / height 215mm)

Other socket for LED ( G9, G4, E14,...) = on request

#### COLOR

00 Natural brushed aluminum  
02 Black



Poeme D



IP65

230V

IK07



#### DESCRIPTION

Body made in aluminum  
Screws in stainless steel  
Degree of protection IP65 - IK07  
Safety sandblasted plexiglass  
Energy class EC: A++/A

#### ACCESSORIES

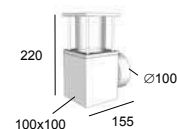
Led Bulb E27

#### ON REQUEST

Other RAL colors  
Other socket for LED (G9, G4, E14 ...)

code: 8019 . XX

color



#### BULB


E27 LED (max. diameter 53mm / height 145mm)

Other socket for LED ( G9, G4, E14,...) = on request

#### COLOR

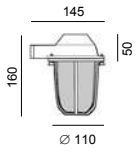
02 Black  
39 Grey

#### Accessory



code: LED.E203.16830

Led bulb E27 16W 3000K 240V  
diameter 45mm / height 136mm



**DESCRIPTION**

Body made in cast brass  
Screws in brass  
Degree of protection IP45  
Safety sandblasted glass  
Energy class EC: A++/A

**ACCESSORIES**

Led Bulb E27

**ON REQUEST**

Other socket for LED (G9, G4, E14 ...)

code: 114.5.07



**BULB**

E27 LED (max. diameter 50mm / height 137mm)

**COLOR**

07 Natural brass

Other socket for LED ( G9, G4, E14,...) = on request



IP45

230V



Cambridge A

EXTERIOR LIGHTING  
WALL LIGHT - Surface



**DESCRIPTION**

Body made in cast brass  
Screws in brass  
Degree of protection IP45  
Safety sandblasted glass  
Energy class EC: A++/A

**ACCESSORIES**

Led Bulb E27

**ON REQUEST**

Other socket for LED (G9, G4, E14 ...)

code: 117.5.07



**BULB**

E27 LED (max. diameter 65mm / height 170mm)

**COLOR**

07 Natural brass

Other socket for LED ( G9, G4, E14,...) = on request



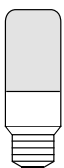
IP45

230V



Cambridge B

Accessory



code: LED.E201.10830

Led bulb E27 10W 3000K 240V  
diameter 37mm / height 116mm



Vodis A



Vodis B



IP54

230V

IK02



**DESCRIPTION**

Body made in cast aluminum or brass  
 Screws in stainless steel  
 Degree of protection IP54  
 Sandblasted white glass  
 Energy class EC: A++/A

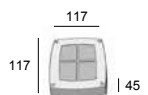
**ON REQUEST**

Other RAL colors

code: 1139 . XX  
 color



code: 1140 . XX  
 color




**BULB**

G9 LED (max. diameter 17mm / lenght 56mm)

**COLOR**

**00** Natural aluminum  
**07** Natural brass







Linus 2



IP54

230V

IK02




#### DESCRIPTION

Body made in cast aluminum  
Screws in stainless steel  
Degree of protection IP54  
Safety sandblasted glass  
Energy class EC: A++/A

#### ON REQUEST

Other RAL colors



code: 595. XX

color

#### BULB

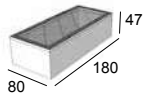
G9 LED (max. diameter 17mm / lenght 85mm)

#### COLOR

- 00 Natural brushed aluminum
- 01 White
- 02 Black
- 48 Dark Grey (RAL 7016 structured)





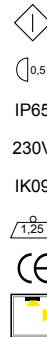


**DESCRIPTION**

Body made in profile aluminum  
 Screws in stainless steel  
 Degree of protection IP65 - IK09  
 Safety sandblasted plexiglass  
 Dimmable led 230V incorporated  
 Energy class EC: A

**ON REQUEST**

Other RAL colors  
 Other led colors : 2700K



Squadra TR

code: 8039 . XXX . XX  
                   led           color



**LED**

- W80** Led 6W 230V - 3000K
- W90** Led 10W 230V - 3000K

2700K = on request  
 Dim-To-Warm 1800K-3000K = on request

**COLOR**

- 01** White
- 02** Black
- 39** Grey
- 48** Dark Grey (RAL 7016 structured)



	Typical luminous flux (lm)	
	6W	10W
2700 K	480	860
3000 K	500	900



Paco



Sounio

**DESCRIPTION**

Body made in profile aluminum or stainless steel  
Screws in stainless steel  
Degree of protection IP65  
Safety sandblasted glass  
Available with dimmable led 6W 230V incorporated  
Energy class EC: A++/A

**ON REQUEST**

Other RAL colors or anodized black  
Other materials (brass / ... )  
Led 6W 230V - 2700K  
Available with lamp socket GX53



IP65

230V



Typical luminous flux (lm)	
	6W
2700 K	480
3000 K	500

code: 909SA. **XX** . **XX**

led bulb  
color



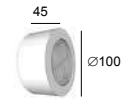
**LED / BULB**

**G9** G9 LED (max. diameter 32mm / height 65mm)  
**W6** Led 6W 230V - 3000K

Led 6W 2700K = on request  
Led Dim-To-Warm 1800K-3000K = on request

**COLOR**

**04** Brushed stainless steel  
**32** Anodized aluminum



code: 908SA. **XX** . **32**

led bulb




**LED / BULB**

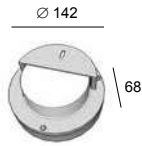
**G9** G9 LED (max. diameter 32mm / height 65mm)  
**W6** Led 6W 230V - 3000K

Led 6W 2700K = on request  
Led Dim-To-Warm 1800K-3000K = on request

**COLOR**

**32** Anodized aluminum





**DESCRIPTION**

Body made in cast aluminum  
Screws in stainless steel  
Degree of protection IP54  
Safety sandblasted glass  
Available with dimmable led 6W 230V incorporated  
Energy class EC: A++/A

**ON REQUEST**

Other RAL colors  
Led 6W 230V 2700K

code: 591. XX . XX  
          led    color



**LED / BULB**

**T2** GX53 LED (max. diameter 80mm / height 26mm)  
**W1** Led 6W 230V - 3000K

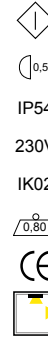
[Led 6W 2700K = on request](#)  
[Led Dim-To-Warm 1800K-3000K = on request](#)

**COLOR**

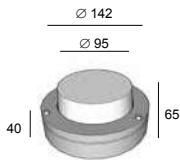
**00** Natural aluminum  
**01** White  
**02** Black  
**48** Dark Grey (RAL 7016 structured)



Typical luminous flux (lm)	
	6W
2700 K	480
3000 K	500



Ringo C



code: 504. XX . XX  
          led    color




**LED / BULB**

**T2** GX53 LED (max. diameter 80mm / height 26mm)  
**W1** Led 6W 230V - 3000K

[Led 6W 2700K = on request](#)  
[Led Dim-To-Warm 1800K-3000K = on request](#)

**COLOR**

**00** Natural aluminum  
**01** White  
**02** Black  
**48** Dark Grey (RAL 7016 structured)



Ringo A



#### DESCRIPTION

Body made in cast aluminum or brass  
 Screws in stainless steel  
 Degree of protection IP65  
 Safety sandblasted glass  
 Available with led 3W 230V incorporated  
 Energy class EC: A++/A

#### ON REQUEST

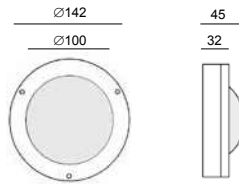
Other RAL colors  
 Led 3W 230V 3000K

max.  
 efficacy  
 40lm/W


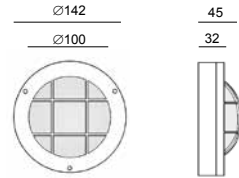
Typical luminous flux (lm)	
	3W
2700 K	170
3000 K	170



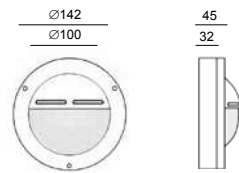
code: 1134 . **XXX** . **XX**  
 led bulb  
 color



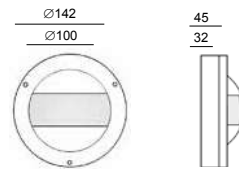
code: 1138 . **XXX** . **XX**  
 led bulb  
 color



code: 1135 . **XXX** . **XX**  
 led bulb  
 color



code: 1137 . **XXX** . **XX**  
 led bulb  
 color



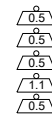
**LED / BULB**

**G9** G9 LED (max. diameter 20mm / lenght 65mm)  
**W40** Led 3W 230V - 2700K

LED 3W 3000K = on request

**COLOR**

**00** Natural aluminum  
**01** White  
**02** Black  
**07** Natural brass  
**39** Grey



IP65

230V

IK03





Mani R



IP45

230V



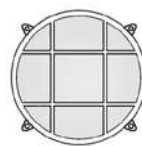
#### DESCRIPTION

Body made in cast aluminum or brass  
Screws in stainless steel  
Degree of protection IP45  
Safety sandblasted glass  
Energy class EC: A++/A

#### ON REQUEST

Other RAL colors

Ø 210



95



code: 111 . XX

color



#### BULB

E27 LED (max. diameter 45mm / height 137mm)


#### COLOR

00 Natural aluminum  
07 Natural brass

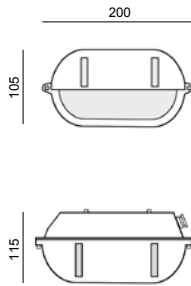


#### Accessory

code: LED.E201.10830



Led bulb E27 10W 3000K 240V  
diameter 37mm / height 116mm



code: 709. E2 .07



**BULB**

E2 E27 LED (max. diameter 40mm / height 120mm)

**DESCRIPTION**

Body made in cast brass  
Screws in stainless steel  
Degree of protection IP54  
Safety clear glass  
Energy class EC: A++/A

**COLOR**

07 Natural brass



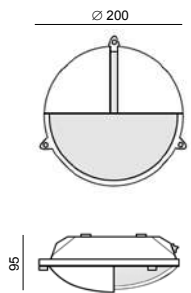
IP54

230V



Marina-O

EXTERIOR LIGHTING  
WALL LIGHT - Surface



code: 725. E2 .07



**BULB**

E2 E27 LED (max. diameter 40mm / height 120mm)

**DESCRIPTION**

Body made in cast brass  
Screws in stainless steel  
Degree of protection IP54  
Safety clear glass  
Energy class EC: A++/A

**COLOR**

07 Natural brass



IP54

230V



Marina-R



Octus O



Octus X



IP45

230V

IK02



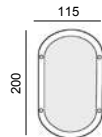
**DESCRIPTION**

Body made in cast aluminum or brass  
 Screws in stainless steel  
 Degree of protection IP45  
 Safety sandblasted glass  
 Energy class EC: A++/A

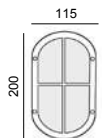
**ON REQUEST**

Other RAL colors

code: 1120A . XX  
 color



code: 1122A . XX  
 color



**BULB**


E2 E27 LED (max. diameter 40mm / height 120mm)

**COLOR**

00 Natural brushed aluminum  
 07 Natural brass



Accessory



code: LED.E201.10830

Led bulb E27 10W 3000K 240V  
 diameter 37mm / height 116mm





**EXTERIOR LIGHTING**  
WALL LIGHT - Surface



Lotus A



Lotus B



Lotus C



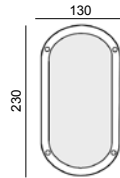
IP54

230V

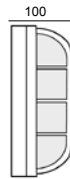
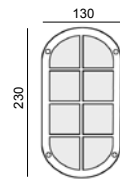
IK02



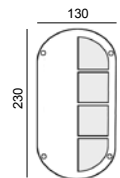
code: 120 . **XXX** . **XX**  
 led'bulb  
 color



code: 122 . **XXX** . **XX**  
 led'bulb  
 color



code: 125 . **XXX** . **XX**  
 led'bulb  
 color



max. efficacy  
88lm/W

	Typical luminous flux (lm)	
	6W	9W
2700 K	480	
3000 K	500	780
4000 K		800

**LED / BULB**

- E27** E27 LED (max. diameter 45mm / height 120mm)
- W40** Led 6W 230V - 3000K
- W80** Led 9W 230V - 3000K

**COLOR**

- 00** Natural aluminum
- 01** White
- 02** Black

Led 6W 2700K = on request  
 Led 9W 4000K = on request  
 Led Dim-To-Warm 1800K-3000K = on request

**Accessory**

**code: LED.E201.10830**

Led bulb E27 10W 3000K 240V  
 diameter 37mm / height 116mm

Achtung: Die Serie LOTUS wird nicht nach Deutschland geliefert.

#### **DESCRIPTION**

---


Body made in cast aluminum  
Screws in stainless steel  
Degree of protection IP54  
Safety sandblasted glass  
Available with led 230V incorporated  
Energy class EC: A++/A

#### **ON REQUEST**


---

Other RAL colors  
Only for led 6W 230V : 2700K  
Only for led 9W 230V : 4000K





Lotus D



Lotus E

**DESCRIPTION**

Body made in cast aluminum  
Screws in stainless steel  
Degree of protection IP54  
Safety sandblasted glass  
Available with led 230V incorporated  
Energy class EC: A++/A



IP54

**ON REQUEST**

230V

Other RAL colors

IK02

Only for led 6W 230V : 2700K

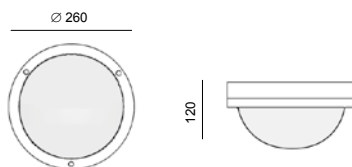
Only for led 14W 230V : 4000K



max. efficacy 107lm/W

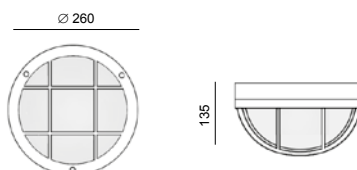
code: 134 . XXX . XX

led bulb  
color

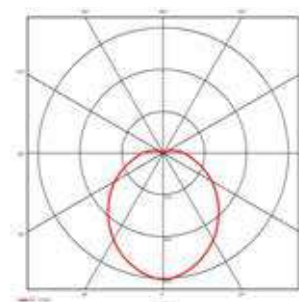


code: 138 . XXX . XX

led bulb  
color



Typical luminous flux (lm)		
	6W	14W
2700 K	480	
3000 K	500	1500
4000 K		1500



**LED / BULB**


- E27** E27 LED (max. diameter 45mm / height 137mm)
- W40** Led 6W 230V - 3000K
- W80** Led 14W 230V - 3000K
- WD1** Led 14W 230V - 3000K with detector

Led 6W 2700K = on request  
Led 14W 4000K = on request  
Led Dim-To-Warm 1800K-3000K = on request

**COLOR**

- 00** Natural aluminum
- 01** White
- 02** Black

**Accessory**



code: **LED.E203.16830**

Led bulb E27 16W 3000K 240V  
diameter 45mm / height 136mm

Achtung: Die Serie LOTUS wird nicht nach Deutschland geliefert.

## Advantages

- Timeless design
- Also available with motion detector for:
  - significant energy savings
  - a reduction of light pollution
  - a convenient and secure function to the site
  - an extension to the LED lifetime

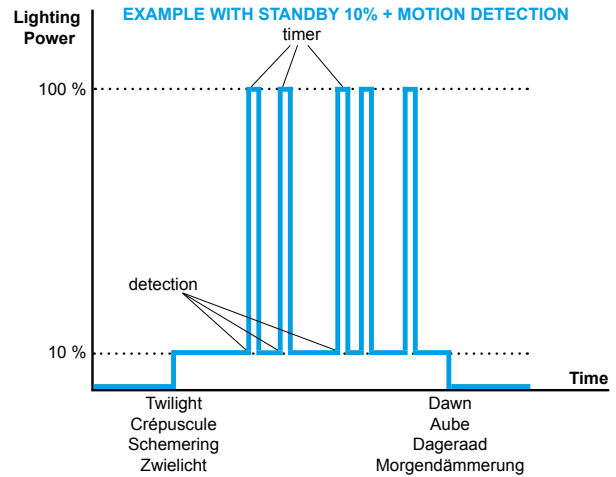
## Applications


- Footpath
- Car park
- Building entrance
- PRM area



# Lotus LED with detector

- Motion detector (around 8m) with:
  - standby function with orientation lighting of 10%
  - timer 10 sec. to 15 min.
  - Twilight function





Maxima-GU



Exterior

Flood light



Kozi S

**DESCRIPTION**

Body made in solid stainless steel, brass, copper or aluminum  
 Screws in stainless steel  
 Degree of protection IP68, water depth up to 1m  
 Safety clear glass  
 Led 350mA incorporated  
 Provided with 1m cable  
 Energy class EC: A+



IP68

350mA

IK06



**ACCESSORIES**

Led driver 350mA CC  
 Base & stem for ground/wall/ceiling  
 Stem with spike for ground fixing: Stem B  
 Anti-glare ring

**ON REQUEST**

Anodized aluminum or Other RAL colors  
 Only for led 3,2W : 3000K / 4000K  
 Other cable length (customized)

**350mA**  
**1,2W - 3,2W**

code: 8042. XXX . XX  
 led color

**LED**

- D11 1,2W - 5000K - 10°
- D13 1,2W - 5000K - 35°
- D31 3,2W - 5000K - 30°
- D32 3,2W - 5000K - 45°
- W11 1,2W - 2700K - 10°
- W13 1,2W - 2700K - 35°
- W31 3,2W - 2700K - 30°
- W32 3,2W - 2700K - 45°

**COLOR**

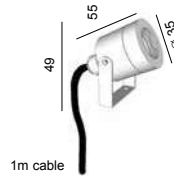
- 02A Anodized black
- 04 Brushed stainless steel
- 07 Brushed brass
- 21 Brushed copper

max. efficacy 120lm/W

	Typical luminous flux (lm)	
	1,2W	3,2W
2700 K	125	337
3000 K	135	354
4000 K		380
5000 K	145	381

1,2W 3000K = on request  
 3,2W 3000K / 4000K = on request

For some applications, on request, led 1,2W can be used with a driver 500mA to obtain for example: 1,75W 10° - 5000K - 200 lumens



Accessories (see more details in accessories pages)

**TI.\_.0.M10A.\_.**

Ø 10 mm & M10


Height: 100 / 200 / 500 / 1000mm



**BASE.060A.\_.**

Ø 60 mm & M10

Thickness 5mm



**BASE.100A.\_.**

Ø 100 mm & M10

Thickness 5mm



**BASE.060B.\_.**

IP65 - Ø 60 mm & M10  
 Height 40mm + cable gland







EXTERIOR LIGHTING  
FLOOD LIGHT



Accessories (see more details in accessories pages)

**AC.FX01.02A**

Ø 40 mm & M10  
Thickness 15mm



Base Strap

**TI.\_.0.SPK.\_.**

Ø 10 mm with Spike for ground fixing  
Height: 100 / 200 / 500 / 1000mm




Stem B

**AC.8042.AG.\_.**

Ø 40 mm  
Height 50mm



Anti-glare 01



Led driver 350mA



extra cable 1 meter  
type H05RN-F 2x 0,5mm<sup>2</sup>  
Cable 01



Zita S

**DESCRIPTION**

Body made in solid anodized aluminum  
Screws in stainless steel  
Degree of protection IP65 - IK06  
Safety clear lens  
Led 350mA incorporated  
Provided with 1m cable  
Energy class EC: A+



0.5°

IP65

**ACCESSORIES**

350mA Led driver 350mA CC  
IK06 Base & stem for ground/wall/ceiling  
Stem with spike for ground fixing: Stem B



**ON REQUEST**



Anodized black  
Other material: stainless steel, copper or brass  
Other Led color: 3000K / 4000K  
Other cable length (customized)

350mA  
3,2W

code: 7013.XX.32  
led

**LED**

D3 3,2W - 5000K  
W3 3,2W - 2700K

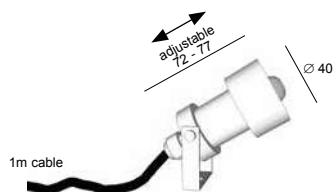
3,2W 3000K / 4000K = on request

**COLOR**

32 Anodized aluminum

max. efficacy  
119lm/W

Typical luminous flux (lm)	
3,2W	
2700 K	337
3000 K	354
4000 K	380
5000 K	381



Accessories (see more details in accessories pages)

**TI.\_.0.M10A.\_.**

Ø 10 mm & M10  
Height: 100 / 200 / 500 / 1000mm



Stern A

**BASE.060A.\_.**

Ø 60 mm & M10  
Thickness 5mm



Base 60-A

**BASE.100A.\_.**

Ø 100 mm & M10  
Thickness 5mm



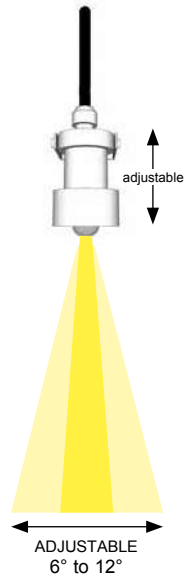
Base 100-A

**BASE.060B.\_.**

IP65 - Ø 60 mm & M10  
Height 40mm + cable gland



Base 60-B



Accessories (see more details in accessories pages)

**AC.FX01.02A**

Ø 40 mm & M10  
Thickness 15mm



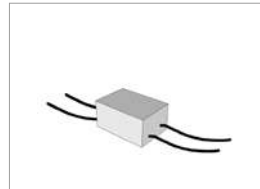
Base Strap

**TI.\_.0.SPK.\_.**

Ø 10 mm with Spike for ground fixing  
Height: 100 / 200 / 500 / 1000mm



Stem B



Led driver 350mA

On request

**SUP.001**

extra cable 1 meter  
type H05RN-F 2x 0,5mm<sup>2</sup>



Cable 01



Mask

**DESCRIPTION**

Body made in solid anodized aluminum  
 Screws in stainless steel  
 Degree of protection IP65 - IK06  
 Safety plexiglass  
 Led 230V incorporated  
 Provided with 1m cable  
 Energy class EC: A



**IP65 ACCESSORIES**

230V Accessory Lens 10°

IK06

**ON REQUEST**



Led 230V 3000K



Led 3,2 or 6,5W 350mA : 2700K / 3000K / 4000K / 5000K

Other material: brass



Provided with 3m cable + plug IP44

Other cable length (customized)

**230V**  
**3W**

code: 7005. W27 . **XX**  
 color

**LED**

**W27** 3W 230V - 2700K - 70°

**COLOR**

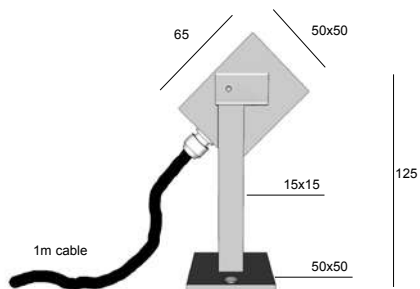
**02A** Anodized black  
**32** Anodized aluminum

max. efficacy  
40lm/W

Typical luminous flux (lm)	
	3W
2700 K	170
3000 K	170

3000K = on request

3,2W or 6,5W 350mA 2700K / 3000K / 4000K / 5000K = on request





Accessories


**AC.8041.32**  
Lens 10°



Lens 01


On request

**SUP.004**  
cable 3M + plug IP44  
type H05RN-F 3x 1,0mm<sup>2</sup>



Cable 04

**SUP.003**  
extra cable 1 meter  
type H05RN-F 3x 1,0mm<sup>2</sup>



Cable 03



Prince S

**DESCRIPTION**

Body made in solid stainless steel, brass, copper or aluminum  
 Screws in stainless steel  
 Degree of protection IP65 - IK06  
 Safety clear plexiglass  
 Led 230V incorporated  
 Provided with 1m cable  
 Energy class EC: A



**ACCESSORIES**

IP65 Base & stem for ground/wall/ceiling  
 230V Stem with spike for ground fixing: Stem B  
 IK06 Anti-glare ring

IK06



**ON REQUEST**



Led 230V 3000K  
 Anodized aluminum or Other RAL colors  
 Provided with 3m cable + plug IP44  
 Other cable length (customized)

230V  
 3W

code: 8002. XXX . XX  
 led color

**LED**

W41 3W - 2700K - 10°  
 W42 3W - 2700K - 35°

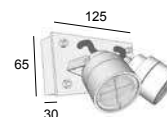
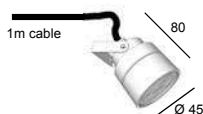
3000K = on request

**COLOR**

02A Anodized black  
 04 Brushed stainless steel  
 07 Brushed brass  
 21 Brushed copper

max. efficacy 40lm/W

Typical luminous flux (lm)	
	3W
2700 K	170
3000 K	170



On request



Accessories (see more details in accessories pages)

**TI.\_.0.M10A.\_.**

Ø 10 mm & M10  
 Height: 100 / 200 / 500 / 1000mm



Stem A

**BASE.060A.\_.**

Ø 60 mm & M10  
 Thickness 5mm



Base 60-A

**BASE.100A.\_.**

Ø 100 mm & M10  
 Thickness 5mm



Base 100-A

**BASE.060B.\_.**

IP65 - Ø 60 mm & M10  
 Height 40mm + cable gland



Base 60-B



**EXTERIOR LIGHTING**  
FLOOD LIGHT

Accessories (see more details in accessories pages)

**AC.FX01.02A**

Ø 40 mm & M10  
Thickness 15mm



Base Strap

**TI.\_.0.SPK.\_.**

Ø 10 mm with Spike for ground fixing  
Height: 100 / 200 / 500 / 1000mm



Stem B

**AC.8002.AG.\_.**

Ø 50 mm  
Height 70mm



Anti-glare 05

On request

**SUP.004**

cable 3M + plug IP44  
type H05RN-F 3x 1,0mm<sup>2</sup>



Cable 04



extra cable 1 meter  
type H05RN-F 3x 1,0mm<sup>2</sup>

Cable 03



Maxima-50

**DESCRIPTION**

Body made in solid stainless steel, copper or aluminum  
 Screws in stainless steel  
 Degree of protection IP65 - IK06  
 Safety plexiglass  
 Led 230V incorporated  
 Provided with 1m cable  
 Energy class EC: A



**ACCESSORIES**

IP65 Base & stem for ground/wall/ceiling  
 230V Stem with spike for ground fixing: Stem B  
 IK06 Accessory Lens 10°



**ON REQUEST**



Led 230V 3000K  
 Led 3,2 or 6,5W 350mA : 2700K / 3000K / 4000K / 5000K  
 Other material: brass  
 Provided with 3m cable + plug IP44  
 Other cable length (customized)

230V  
 3W

code: 7004. W27 . XX  
 color

**LED**

W27 3W 230V - 2700K - 70°

**COLOR**

- 02A Anodized black
- 04 Brushed stainless steel
- 21 Brushed copper
- 32 Anodized aluminum

max. efficacy 40lm/W

Typical luminous flux (lm)	
	3W
2700 K	170
3000 K	170

3000K = on request  
 3,2W or 6,5W 350mA 2700K / 3000K / 4000K / 5000K = on request



Accessories (see more details in accessories pages)

**TI.\_.0.M10A.\_.**

Ø 10 mm & M10  
 Height: 100 / 200 / 500 / 1000mm



Stem A

**BASE.060A.\_.**

Ø 60 mm & M10  
 Thickness 5mm



Base 60-A

**BASE.100A.\_.**

Ø 100 mm & M10  
 Thickness 5mm



Base 100-A

**BASE.060B.\_.**

IP65 - Ø 60 mm & M10  
 Height 40mm + cable gland



Base 60-B





Accessories (see more details in accessories pages)

**AC.FX01.02A**

Ø 40 mm & M10  
Thickness 15mm



Base Strap

**TI.\_.0.SPK.\_.**

Ø 10 mm with Spike for ground fixing  
Height: 100 / 200 / 500 / 1000mm



Stem B

**AC.8041.32**

Lens 10°



Lens 01

On request

**SUP.004**

cable 3M + plug IP44  
type H05RN-F 3x 1,0mm<sup>2</sup>



Cable 04



extra cable 1 meter  
type H05RN-F 3x 1,0mm<sup>2</sup>

Cable 03



Maxima-65

**DESCRIPTION**

Body made in solid stainless steel, brass or aluminum  
 Screws in stainless steel  
 Degree of protection IP65 - IK06  
 Safety clear plexiglass  
 Dimmable Led 230V incorporated  
 Provided with 1m cable  
 Energy class EC: A



IP65

230V

IK06



**ACCESSORIES**

Base & stem for ground/wall/ceiling  
 Stem with spike for ground fixing: Stem B  
 Accessory Lens 10°  
 Anti-glare ring  
 Anti-glare honeycomb : Louver ref: X060.043.3

**ON REQUEST**

Led 6,5W or 9,5W 350mA : 2700K / 3000K / 4000K / 5000K  
 Provided with 3m cable + plug IP44  
 Other cable length (customized)

230V  
6W

code: 7002. **XXX** . **XX**  
 led color



**LED**

- W11** 6W 230V - 2700K - 20°
- W12** 6W 230V - 2700K - 40°
- W21** 6W 230V - 3000K - 20°
- W22** 6W 230V - 3000K - 40°

**COLOR**


- 02A** Anodized black
- 04** Brushed stainless steel
- 07** Brushed brass
- 32** Anodized aluminum



max. efficacy 83lm/W

Typical luminous flux (lm)	
	6W
2700 K	480
3000 K	500

Dim-To-Warm 1800K-3000K = on request  
 6,5W or 9,5W 350mA 2700K / 3000K / 4000K / 5000K = on request



Accessories (see more details in accessories pages)

**TI.\_.0.M10A.\_.**

Ø 10 mm & M10  
 Height: 100 / 200 / 500 / 1000mm



Stem A

**BASE.060A.\_.**

Ø 60 mm & M10  
 Thickness 5mm



Base 60-A

**BASE.100A.\_.**

Ø 100 mm & M10  
 Thickness 5mm



Base 100-A

**BASE.060B.\_.**

IP65 - Ø 60 mm & M10  
 Height 40mm + cable gland



Base 60-B



Accessories (see more details in accessories pages)

**AC.FX01.02A**

Ø 40 mm & M10  
Thickness 15mm



Base Strap

**TI.\_.0.SPK.\_.**

Ø 10 mm with Spike for ground fixing  
Height: 100 / 200 / 500 / 1000mm



Stem B

**AC.7002.LS.\_.**

Lens 10°



Lens 03

On request

**SUP.004**

cable 3M + plug IP44  
type H05RN-F 3x 1,0mm²




Cable 04

Ø 70 mm Height 85mm



Anti-glare 03



Louver



extra cable 1 meter  
type H05RN-F 3x 1,0mm²

Cable 03

# 230V

## 6W - 10W



Salsa



IP65

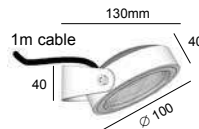
230V



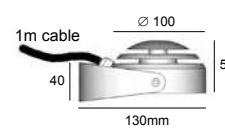
### DESCRIPTION

Body made in solid brass or anodized aluminum  
Screws in brass or stainless steel  
Degree of protection IP65 - IK07  
Safety sandblasted plexiglass  
Dimmable Led 230V incorporated  
Provided with 1m cable  
Energy class EC: A

With Led 6W



With Led 10W



### ACCESSORIES

Base for ground/wall/ceiling  
Spike for ground fixing: Spike 1 or Ecopic

### ON REQUEST

Other Led color : 2700K  
Other color: anodized aluminum  
Other materials (copper)  
Provided with 3m cable + plug IP44  
Other cable length (customized)

		Weight (kg)	
		6W	10W
02A		0.50	0.60
07		1.30	2.00

max. efficacy 90lm/W

Typical luminous flux (lm)		
	6W	10W
2700 K	480	860
3000 K	500	900



With Salsa base

code: 8091. XX . XX  
                  |            |  
                  led        color



### LED

**W2** 6W - 3000K  
**W3** 10W - 3000K

### COLOR

**02A** Anodized black  
**07** Brushed brass

2700K = on request  
Dim-To-Warm 1800K-3000K = on request

Accessories (see more details in accessories pages)

#### AC.FX01.02A

Ø 40 mm & M10  
Thickness 15mm



Base Strap

#### AC.FX12.30.04

Ø 12 mm & M10  
Height: 300mm



Spike 1

#### 805.00.07

Ø 40 mm & M10  
Height: 210mm




Ecopic



#### AC.8091.\_.\_

Ø 60 mm  
Height: 45mm



Salsa base



On request	
<p><b>SUP.004</b> cable 3M + plug IP44 type H05RN-F 3x 1,0mm<sup>2</sup></p>  <p>Cable 04</p>	<p><b>SUP.003</b> extra cable 1 meter type H05RN-F 3x 1,0mm<sup>2</sup></p>  <p>Cable 03</p>



Saturn Led

**DESCRIPTION**

Body made in solid anodized aluminum  
 Screws in stainless steel  
 Degree of protection IP67 - IK10  
 Safety clear glass 10mm thickness  
 Dimmable Led 230V incorporated  
 Provided with 1m cable  
 Energy class EC: A



IP67

**ACCESSORIES**

230V Base & stem for ground/wall/ceiling  
 IK10 Stem with spike for ground fixing: Stem B  
 Anti-glare honeycomb : Louver ref: X060.043.3  
 Anti-glare ring - ref: AC.8029.AG.\_ \_



**ON REQUEST**



Other RAL colors  
 Other led colors: 2700K  
 Provided with 3m cable + plug IP44  
 Other cable length (customized)

**230V**  
**6W - 10W**

code: 7006. **XXX** . **XX**  
 led color



**LED**

- W21** 6W 230V - 3000K - 20°
- W22** 6W 230V - 3000K - 40°
- W41** 10W 230V - 3000K - 20°
- W42** 10W 230V - 3000K - 40°

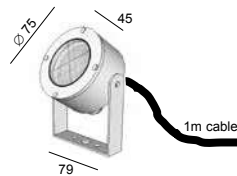
2700K = on request  
 Dim-To-Warm 1800K-3000K = on request

**COLOR**

- 02A** Anodized black
- 32** Anodized aluminum



	Typical luminous flux (lm)	
	6W	10W
2700 K	480	860
3000 K	500	900



Accessories (see more details in accessories pages)

**TI.\_ \_0.M10A.\_ \_**

Ø 10 mm & M10  
 Height: 100 / 200 / 500 / 1000mm



Stem A

**BASE.060A.\_ \_**

Ø 60 mm & M10  
 Thickness 5mm



Base 60-A

**BASE.100A.\_ \_**

Ø 100 mm & M10  
 Thickness 5mm



Base 100-A

**AC.8029.AG.\_ \_**

Ø 80 mm  
 Height 100mm



Anti-glare 06



EXTERIOR LIGHTING  
FLOOD LIGHT



Accessories (see more details in accessories pages)

**AC.FX01.02A**

Ø 40 mm & M10  
Thickness 15mm



Base Strap

**TI.\_.0.SPK.\_.**


Ø 10 mm with Spike for ground fixing  
Height: 100 / 200 / 500 / 1000mm



Stem B

**X060.043.3**

Ø 43 mm  
Height: 3mm



Louver

On request

**SUP.004**

cable 3M + plug IP44  
type H05RN-F 3x 1,0mm²



Cable 04



extra cable 1 meter  
type H05RN-F 3x 1,0mm²

Cable 03



Saturn HP led

**DESCRIPTION**

Body made in solid anodized aluminum  
 Screws in stainless steel  
 Degree of protection IP68 - IK10  
 Safety clear glass 10mm thickness  
 Led incorporated  
 Provided with 1m cable  
 Energy class EC: A+



**ACCESSORIES**

IP68 Led driver 350mA or 500mA or 700mA CC  
 Base & stem for ground/wall/ceiling  
 350mA Stem with spike for ground fixing - Stem B  
 IK10 Anti-glare honeycomb : Louver ref: X060.043.3  
 Anti-glare ring - ref: AC.8029.AG.\_.\_

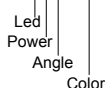


**ON REQUEST**

Other RAL colors  
 Other led colors: 3000K / 4000K  
 Other cable length (customized)

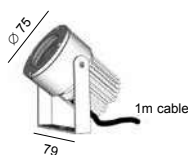
**350-700mA**  
**6,5W - 24W**

code: 8029.A XXX. XX



**IP68 - Class III**

6,5W - 350mA  
 9,5W - 350mA  
 16,5W - 500mA  
 24,0W - 700mA



**6.5W**  
**9.5W**



**16.5W**  
**24.0W**



LED	POWER	ANGLE	COLOR
D 5000K	0 6,5W	1 20°	02A Anodized black
W 2700K	1 9,5W	3 40°	32 Anodized aluminum
	2 16,5W		
	3 24,0W		

3000K / 4000K = on request  
 Dim-To-Warm 1800K-3000K = on request

Accessories (see more details in accessories pages)

**TI.\_.0.M10A.\_.**

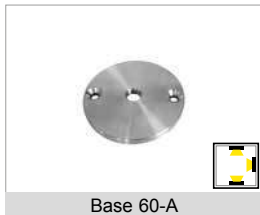
Ø 10 mm & M10  
 Height: 100 / 200 / 500 / 1000mm



Stern A

**BASE.060A.\_.**

Ø 60 mm & M10  
 Thickness 5mm



Base 60-A

**BASE.100A.\_.**

Ø 100 mm & M10  
 Thickness 5mm



Base 100-A

**AC.FX01.02A**

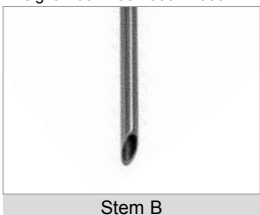
Ø 40 mm & M10  
 Thickness 15mm



Base Strap

**TI.\_.0.SPK.\_.**


Ø 10 mm with Spike for ground fixing  
 Height: 100 / 200 / 500 / 1000mm



Stem B

**X060.043.3**

Ø 43 mm  
 Height: 3mm



Louver

**AC.8029.AG.\_.**

Ø 80 mm  
 Height 100mm



Anti-glare 06



# 230V

## 6,5W - 24W

### DESCRIPTION

Body made in solid anodized aluminum  
Screws in stainless steel  
Degree of protection IP65 - IK10  
Safety clear glass 10mm thickness  
Led incorporated  
Led driver 230V incorporated  
Energy class EC: A+

### ACCESSORIES

Spike for ground fixing - Pic 3  
Anti-glare honeycomb : Louver ref: X060.043.3  
Anti-glare ring - ref: AC.8029.AG.\_ \_

### ON REQUEST

Other RAL colors  
Other led colors: 3000K / 4000K



IP65

230V

IK10



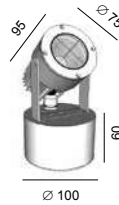
Saturn HP led

code: 8029.B XXX. XX

Led  
Power  
Angle  
Color



IP65 - Class I - 230V



6.5W  
9.5W



16.5W  
24.0W



LED	POWER	ANGLE	COLOR
D 5000K	0 6,5W	1 20°	02A Anodized black
W 2700K	1 9,5W	3 40°	32 Anodized aluminum
	2 16,5W		
	3 24,0W		

3000K / 4000K = on request  
Dim-To-Warm 1800K-3000K = on request

max. efficacy 158lm/W

	Typical luminous flux (lm)			
	6,5W	9,5W	16,5W	24,0W
2700 K	807	1215	2196	3070
3000 K	845	1265	2285	3200
4000 K	877	1316	2373	3300
5000 K	959	1443	2609	3650

On request

#### SUP.004

cable 3M + plug IP44  
type H05RN-F 3x 1,0mm<sup>2</sup>



Cable 04



extra cable 1 meter  
type H05RN-F 3x 1,0mm<sup>2</sup>

Cable 03

Accessories (see more details in accessories pages)

#### AC.8029.AG.\_ \_


Ø 80 mm  
Height: 100mm



Anti-glare 06

#### X060.043.3

Ø 43 mm  
Height: 3mm



Louver

#### 804.00.32

Ø 100 mm  
Height: 200mm



Pic 3

EXTERIOR LIGHTING  
FLOOD LIGHT





Maxima-100

**DESCRIPTION**

Body made in solid anodized aluminum  
Screws in stainless steel  
Degree of protection IP65 - IK06  
Safety clear plexiglass  
Dimmable Led 230V incorporated  
Provided with 1m cable  
Energy class EC: A



**IP65 ACCESSORIES**

230V Base & stem for ground/wall/ceiling  
IK06 Stem with spike for ground fixing: Stem B  
Accessory Lens 10°  
Anti-glare ring  
Anti-glare honeycomb : Louver ref: X060.082.3



**ON REQUEST**

Led 24W 700mA : 2700K / 3000K / 4000K / 5000K  
Provided with 3m cable + plug IP44  
Other cable length (customized)

**230V**  
**10W - 20W**

code: 7003. XXX . XX  
          |      |  
          led  color



**LED**

**W11** 10W 230V - 3000K - 16°  
**W12** 10W 230V - 3000K - 40°  
**W21** 20W 230V - 3000K - 16°  
**W22** 20W 230V - 3000K - 40°

**COLOR**

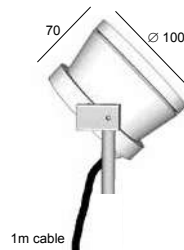
**02A** Anodized black  
**32** Anodized aluminum



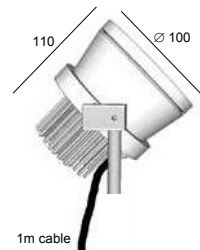
	Typical luminous flux (lm)	
	10W	20W
2700 K	860	1780
3000 K	900	1780

Led 10W 2700K = on request  
Dim-To-Warm 1800K-3000K = on request  
24W 700mA 2700K / 3000K / 4000K / 5000K = on request

With Led 10W



With Led 20W



Accessories (see more details in accessories pages)

**TI.\_.0.M10A.\_.**

Ø 10 mm & M10  
Height: 100 / 200 / 500 / 1000mm



Stem A

**BASE.060A.\_.**

Ø 60 mm & M10  
Thickness 5mm



Base 60-A

**BASE.100A.\_.**

Ø 100 mm & M10  
Thickness 5mm



Base 100-A

**BASE.060B.\_.**

IP65 - Ø 60 mm & M10  
Height 40mm + cable gland



Base 60-B



Accessories (see more details in accessories pages)

**AC.FX01.02A**

Ø 40 mm & M10  
Thickness 15mm



Base Strap

**TI.\_.0.SPK.\_.**

Ø 10 mm with Spike for ground fixing  
Height: 100 / 200 / 500 / 1000mm



Stem B

**AC.7003.LS.\_.**

Lens 10°



Lens 04

On request

**SUP.004**

cable 3M + plug IP44  
type H05RN-F 3x 1,0mm²




Cable 04

**AC.7003.AG.\_.**

Ø 110 mm Height 130mm



Anti-glare 04



Louver



extra cable 1 meter  
type H05RN-F 3x 1,0mm²

Cable 03



Maxima-GU

**DESCRIPTION**

Body made in solid stainless steel, brass, copper or aluminum  
 Screws in stainless steel  
 Degree of protection IP65 - IK06  
 Safety clear plexiglass  
 Provided with 1m cable  
 Energy class EC: A++/A



**ACCESSORIES**



Base & stem for ground/wall/ceiling  
 Stem with spike for ground fixing: Stem B  
 Anti-glare ring

230V

IK06

**ON REQUEST**



Provided with 3m cable + plug IP44  
 Other cable length (customized)



230V  
 GU10



code: 7001. GU . XX




color

**BULB**

GU GU10 LED (max. height 58mm)

**COLOR**


<b>02A</b>	Anodized black	
<b>04</b>	Brushed stainless steel	
<b>07</b>	Brushed brass	
<b>21</b>	Brushed copper	
<b>32</b>	Anodized aluminum	



Accessories (see more details in accessories pages)

**TI\_0.M10A\_**

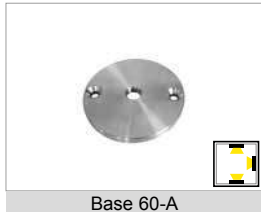
Ø 10 mm & M10  
 Height: 100 / 200 / 500 / 1000mm



Stem A

**BASE.060A\_**


Ø 60 mm & M10  
 Thickness 5mm



Base 60-A

**BASE.100A\_**

Ø 100 mm & M10  
 Thickness 5mm



Base 100-A

**BASE.060B\_**

IP65 - Ø 60 mm & M10  
 Height 40mm + cable gland



Base 60-B



Accessories (see more details in accessories pages)

**AC.FX01.02A**

Ø 40 mm & M10  
Thickness 15mm



Base Strap

**TI.\_.0.SPK.\_.**

Ø 10 mm with Spike for ground fixing  
Height: 100 / 200 / 500 / 1000mm



Stem B

**AC.7001.AG.\_.**

Ø 65 mm  
Height 85mm



Anti-glare 02

On request

**SUP.004**

cable 3M + plug IP44  
type H05RN-F 3x 1,0mm<sup>2</sup>



Cable 04



extra cable 1 meter  
type H05RN-F 3x 1,0mm<sup>2</sup>

Cable 03



Cylinder S

**DESCRIPTION**

Body made in solid anodized aluminum, stainless steel or brass  
 Screws in stainless steel  
 Degree of protection IP65 - IK06  
 Safety clear plexiglass  
 Provided with 1m cable  
 Energy class EC: A++/A



IP65

230V

IK06



**ACCESSORIES**

Base & stem for ground/wall/ceiling  
 Stem with spike for ground fixing: Stem B  
 Anti-glare ring

**ON REQUEST**

Other RAL colors  
 Other materials (copper)  
 Provided with 3m cable + plug IP44  
 Other cable length (customized)

**230V**  
**GU10**

code: 240. GU . XX

color

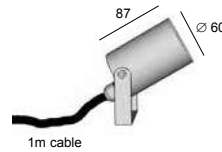


**BULB**

**GU** GU10 LED (max. height 58mm)

**COLOR**

<b>02A</b>	Anodized black	
<b>04</b>	Brushed stainless steel	
<b>07</b>	Brushed brass	
<b>32</b>	Anodized aluminum	



Accessories (see more details in accessories pages)

**TI.\_.0.M10A.\_.**

Ø 10 mm & M10  
 Height: 100 / 200 / 500 / 1000mm



Stern A

**BASE.060A.\_.**

Ø 60 mm & M10  
 Thickness 5mm



Base 60-A

**BASE.100A.\_.**

Ø 100 mm & M10  
 Thickness 5mm



Base 100-A

**BASE.060B.\_.**

IP65 - Ø 60 mm & M10  
 Height 40mm + cable gland



Base 60-B



EXTERIOR LIGHTING  
FLOOD LIGHT



Accessories (see more details in accessories pages)

**AC.FX01.02A**

Ø 40 mm & M10  
Thickness 15mm



Base Strap

**TI.\_.0.SPK.\_.**

Ø 10 mm with Spike for ground fixing  
Height: 100 / 200 / 500 / 1000mm



Stem B

**AC.7001.AG.\_.**

Ø 65 mm  
Height 85mm



Anti-glare 02

On request

**SUP.004**

cable 3M + plug IP44  
type H05RN-F 3x 1,0mm<sup>2</sup>



Cable 04



extra cable 1 meter  
type H05RN-F 3x 1,0mm<sup>2</sup>

Cable 03

# 230V GU10



IP65

230V

IK09



Eco 1A

## DESCRIPTION

Body made in cast aluminum  
Stirrup & screws in stainless steel  
Degree of protection IP65 - IK09  
Safety clear glass 10mm thickness  
Energy class EC: A++/A

## ACCESSORIES

Spike for ground fixing - Ecopic or Spike 1

## ON REQUEST

Other RAL colors



IP65

230V

IK09



Eco 1C

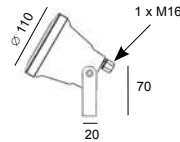
code: 239221A.XX

color



code: 239221C.XX

color



## BULB

GU10 LED (max. height 53mm)

## COLOR

- 00 Natural aluminum
- 02 Black
- 39 Grey

Accessories (see more details in accessories pages)

**AC.FX01.02A**

Ø 40 mm & M10  
Thickness 15mm



Base Strap

**AC.FX12.30.04**

Ø 12 mm & M10  
Height: 300mm



Spike 1

**805.00.07**

Ø 40 mm & M10  
Height: 210mm



Ecopic





Eco 2C



IP65

230V

IK09



**DESCRIPTION**

Body made in cast aluminum  
 Stirrup & screws in stainless steel  
 Degree of protection IP65 - IK09  
 Safety clear glass 10mm thickness  
 Provided with 3m cable + plug IP44  
 Spike for ground fixing included (Ecopic)  
 Energy class EC: A++/A

**ON REQUEST**

Other RAL colors



Eco 2A



IP65

230V

IK09




EXTERIOR LIGHTING  
 FLOOD LIGHT



code: 239A. GZ. XX  
 color



code: 239C. GZ. XX  
 color



Provided with 3m cable + plug

**BULB**

GZ GU10 LED (max. height 53mm)

**COLOR**

- 00 Natural aluminum
- 02 Black
- 39 Grey

# 230V GU10



Max-S1



Max-S2



## DESCRIPTION



Body made in profile aluminum or stainless steel

IP65

Screws & kneecap in stainless steel  
Degree of protection IP65

230V

Safety clear glass  
Energy class EC: A++/A

IK04



## ON REQUEST



Other RAL colors or anodized black  
Other dimensions (customized)

code: 301. GU . XX

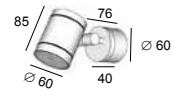
color

## BULB

GU GU10 LED (max. height 56mm)

## COLOR

- 02 Black
- 04 Brushed stainless steel
- 32 Anodized aluminum
- 39 Grey



code: 302. GU . XX

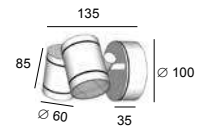
color

## BULB

GU 2 x GU10 LED (max. height 56mm)


## COLOR

- 02 Black
- 04 Brushed stainless steel
- 32 Anodized aluminum
- 39 Grey





Tex GZ



EXTERIOR LIGHTING  
FLOOD LIGHT



**DESCRIPTION**

Body made in solid stainless steel  
Screws in stainless steel  
Degree of protection IP65  
Safety clear glass  
Energy class EC: A++/A

**ON REQUEST**

Other RAL colors or anodized black  
Other materials (brass, copper, ... )  
Other dimensions (customized)



**DESCRIPTION**

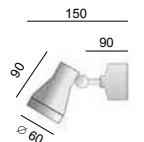
Body made in solid stainless steel  
Screws in stainless steel  
Safety clear glass  
Energy class EC: A++/A

**ON REQUEST**

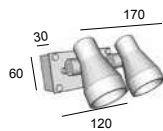
Other RAL colors or anodized black



Tex 2 ON



code: 741A.GU.04 Tex GZ 1x GU10



code: 1179.GU.04 Tex 2 ON 2x GU10

**BULB**

GU GU10 LED (max. height 56mm)

**COLOR**

04 Brushed stainless steel

# 230V GU10



Tex 1-IN



IP44

230V

IK04



## DESCRIPTION

Body made in solid stainless steel  
Screws in stainless steel  
Degree of protection IP44 (floodlight = IP65)  
Safety clear glass  
Recessed box included  
Energy class EC: A++/A

## ON REQUEST

Other RAL colors or anodized black  
Other materials (aluminum, brass, copper, ... )  
Other dimensions (customized)

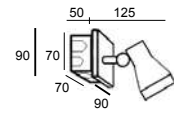
code: 924A.GU.04

## BULB

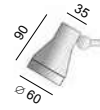
GU GU10 LED (max. height 56mm)

## COLOR

04 Brushed stainless steel



GU



Tex 2-IN



IP44

230V

IK04



## DESCRIPTION

Body made in solid stainless steel  
Screws in stainless steel  
Degree of protection IP44 (floodlight = IP65)  
Safety clear glass  
Recessed box included  
Energy class EC: A++/A

## ON REQUEST

Other RAL colors or anodized black  
Other materials (aluminum, brass, copper, ... )  
Other dimensions (customized)

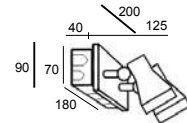
code: 925.GU.04

## BULB

GU 2 x GU10 LED (max. height 56mm)

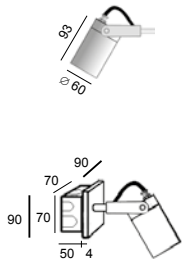
## COLOR

04 Brushed stainless steel



GU





#### DESCRIPTION

Body made in stainless steel  
Screws in stainless steel  
Degree of protection IP44 (floodlight = IP65)  
Safety clear plexiglass  
Recessed box included  
Energy class EC: A++/A

#### ACCESSORIES

Anti-glare ring

#### ON REQUEST

Anodized aluminum or Other RAL colors  
Other materials (aluminum, brass, copper, ... )  
Other dimensions (customized)

code: 926A.GU.04

#### BULB

GU GU10 LED (max. height 58mm)

#### COLOR

04 Brushed stainless steel



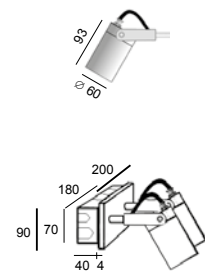
IP44

230V

IK04



Cylinder 1-IN



code: 927.GU.04

#### BULB

GU 2 x GU10 LED (max. height 58mm)

#### COLOR

04 Brushed stainless steel



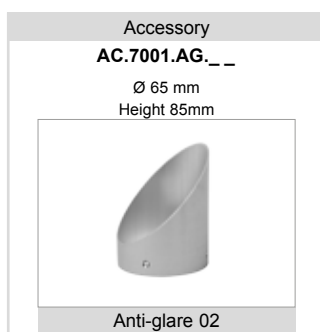
IP44

230V

IK04



Cylinder 2-IN





example with 2 x Maxima-50 copper

## Line-Up

### DESCRIPTION

Body made in solid stainless steel, brass, copper or aluminum  
Screws in stainless steel

### ON REQUEST

Other dimensions (customized)

code: 7007. **XXX** . **XX**

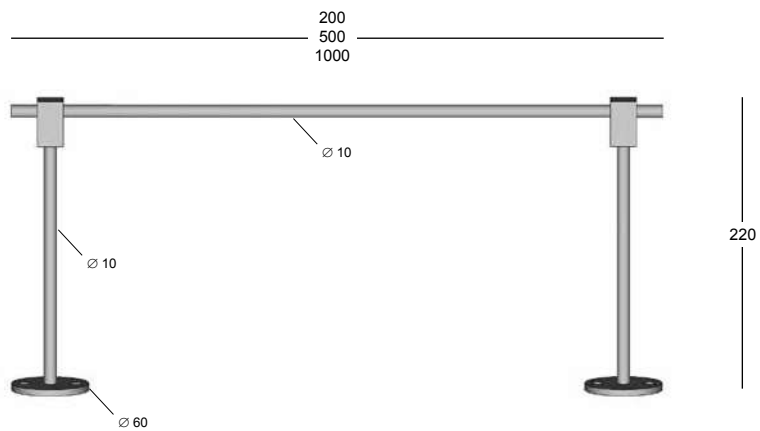
height  
color

### LENGHT

**020** 200 mm  
**050** 500 mm  
**100** 1000 mm

### COLOR

**02A** Anodized black  
**04** Brushed stainless steel  
**07** Brushed brass  
**21** Brushed copper  
**32** Anodized aluminum






example with 3 x Maxima-GU stainless steel

available with the following floodlights





Torga FL

Agence CD&B / Photographie : Isabelle SMOLINSKI  
Aménagement de l'espace extérieur, immeuble Pablo Picasso à Nanterre, Île-de-France - INEDIT Lighting





Exterior

Garden bollard - 1,5m



Agence CD&B / Photographe : Isabelle SMOLINSKI  
Aménagement de l'espace extérieur, immeuble Pablo Picasso à Nanterre, Île-de-France - INEDIT Lighting

**DESCRIPTION**

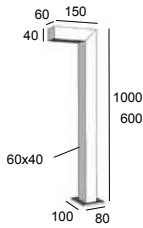
Body made in profile aluminum or iron  
 Screws in stainless steel  
 Degree of protection IP65 - IK09  
 Safety clear plexiglass  
 Led driver 230V & led incorporated  
 Energy class EC: A+

**ACCESSORIES**

IP68 connection - Connex 2 / 4 / 6  
 Spike for ground fixing - Pic 2

**ON REQUEST**

Other RAL colors  
 Other led colors : 3000K / 4000K  
 Led 6,5W : 2700K / 3000K / 4000K / 5000K  
 Other dimensions (customized)



- 
- 
- IP65
- 230V
- IK09
- 
- 

Indy

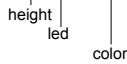
\*do not use version rusty iron on tiling, paving, wood, ...

EXTERIOR LIGHTING  
GARDEN BOLLARD - 1,5M

max. efficacy  
147lm/W

	Typical luminous flux (lm)	
	6,5W	9,5W
2700 K	807	1120
3000 K	845	1143
4000 K	877	1218
5000 K	959	1332

code: 8066. X XXX . XX



**HEIGHT**

- 1 600 mm
- 2 1000 mm

**LED**

- D1 9,5W - 5000K
- W1 9,5W - 2700K

**COLOR**

- 02 Black
- 24 Corten
- 39 Grey
- 40 Rusty Iron
- 48 Dark Grey (RAL 7016 structured)

3000K / 4000K = on request  
 6,5W: 2700K / 3000K / 4000K / 5000K = on request  
 Dim-To-Warm 1800K-3000K = on request

	Weight (kg)	
	600mm	1000mm
02,24,39,48		
40		





**EXTERIOR LIGHTING**  
GARDEN BOLLARD - 1,5M





**DESCRIPTION**


Body made in profile aluminum or iron  
 Screws in stainless steel  
 Degree of protection IP65 - IK09  
 Safety clear plexiglass  
 Led driver 230V & led incorporated  
 Energy class EC: A+

**ACCESSORIES**

IP68 connection - Connex 2 / 4 / 6  
 Spike for ground fixing - Pic 2

**ON REQUEST**

Other RAL colors  
 Other led colors : 3000K / 4000K  
 Led 9,5W : 2700K / 3000K / 4000K / 5000K  
 Other dimensions (customized)



Sampa FL

- 
- 
- 
- 
- 

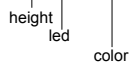
\*do not use version rusty iron on tiling, paving, wood, ...

EXTERIOR LIGHTING  
GARDEN BOLLARD - 1,5M

max. efficacy  
147lm/W

	Typical luminous flux (lm)	
	6,5W	9,5W
2700 K	807	1120
3000 K	845	1143
4000 K	877	1218
5000 K	959	1332

code: 8037. X XXX . XX



**HEIGHT**

- 2** 500 mm
- 3** 1000 mm

**LED**

- D37** 6,5W - 5000K
- W37** 6,5W - 2700K

**COLOR**

- 02** Black
- 24** Corten
- 39** Grey
- 40** Rusty Iron
- 48** Dark Grey (RAL 7016 structured)

3000K / 4000K = on request  
 9,5W: 2700K / 3000K / 4000K / 5000K = on request  
 Dim-To-Warm 1800K-3000K = on request

	Weight (kg)	
	500mm	1000mm
02,24,39,48		
40		



Sampa PRO

#### DESCRIPTION

Body made in profile aluminum  
Screws in stainless steel  
Asymmetrical silicone lens anti-UV, efficiency 89%  
Mechanical strength of the luminaire: IK08  
Degree of protection IP65  
Led driver 230V & led incorporated  
Energy class EC: A+

#### ACCESSORIES

IP68 connection - Connex 2 / 4 / 6

#### ON REQUEST

Other RAL colors or dimensions (customized)  
Other led colors: 2700K / 5000K  
Driver LED 0-10V dimmable 0 - 100%  
Presence or motion detector (around 8m)  
Detector with master/slave function

## Applications

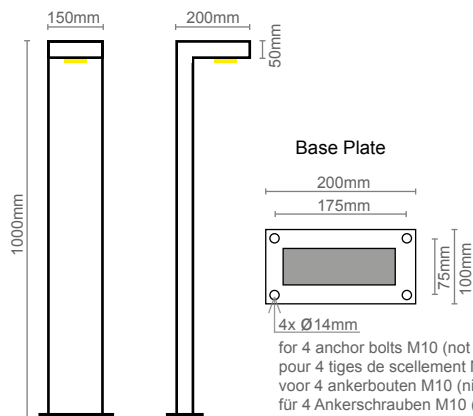
- Footpath
- Car park
- Park
- Building entrance
- Bicycle path
- PRM area



IP65

230V

IK08



Base Plate

200mm

175mm

75mm

100mm

4x Ø14mm

for 4 anchor bolts M10 (not supplied)  
pour 4 tiges de scellement M10 (non fournies)  
voor 4 ankerbouten M10 (niet meegeleverd)  
für 4 Ankerschrauben M10 (nicht enthalten)

code: 8037P1.XX.XX Sampa PRO

code: 8037D1.XX.XX Sampa PRO+ (with presence detector)

led  
color

#### LED

**N1** 6,5W - 4000K  
**N2** 9,5W - 4000K  
**N3** 15W - 4000K  
**W1** 6,5W - 3000K  
**W2** 9,5W - 3000K  
**W3** 15W - 3000K

#### COLOR

**02** Black  
**24** Corten  
**39** Grey  
**48** Dark Grey (RAL 7016 structured)

max.  
efficacy  
152lm/W

	Typical luminous flux (lm)		
	6,5W	9,5W	15W
2700 K	807	1215	1887
3000 K	845	1265	1966
4000 K	877	1316	2084
5000 K	959	1443	2103

2700K / 5000K = on request

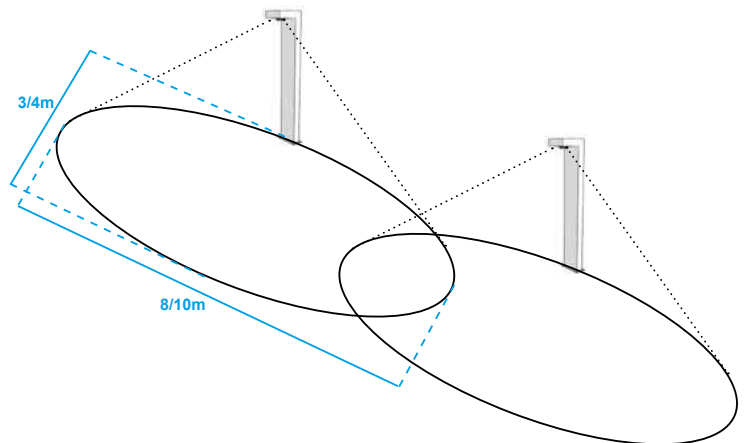
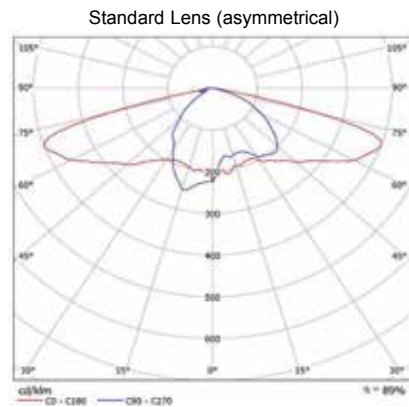


## Advantages +

- Timeless design & robust (IK08)
- Lighting level conforms to PRM standards
- Also available with presence detector for:
  - significant energy savings
  - a reduction of light pollution
  - a convenient and secure function to the site
  - an extension to the LED lifetime
- **Made in BELGIUM**

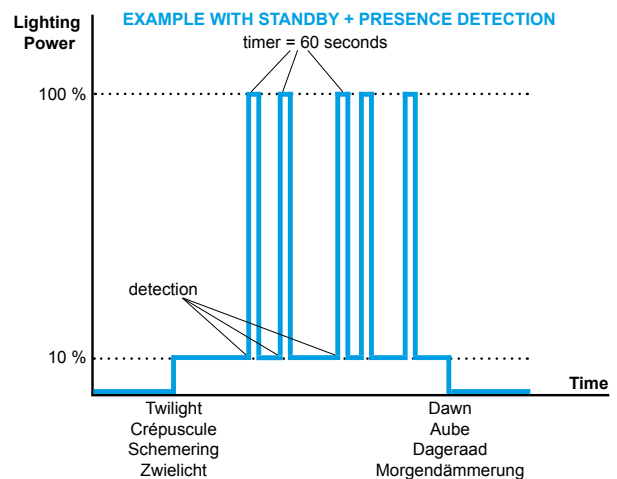
# Sampa PRO

## Led bollard




## Sampa PRO+ Technical characteristics

- Fixing bracket for the detector in solid aluminum
- Presence detector (around 8m) with presetting:
  - standby function with orientation lighting of 10%
  - timer 60 seconds
  - Twilight function at 200 lux
  - ..... or other adjustments on request



EXTERIOR LIGHTING  
GARDEN BOLLARD - 1,5M







**EXTERIOR LIGHTING**  
GARDEN BOLLARD - 1,5M



Architecte: TCHEPELEV à Chartres / Photographe : Isabelle SMOLINSKI  
Aménagement de l'espace extérieur, HPR de Bullion, Île-de-France - maisons familiales

## Toepassingen

- Voetpad
- Parking
- Park
- Ingang gebouwen
- Fietspad
- PBM area

## Sampa PRO Technische specificaties

- Body in aluminium profiel 6000-serie
- Roestvrij stalen schroeven
- Asymmetrische silicone lens anti-UV, rendement 89%
- Mechanische sterkte van toestel: IK08
- Bescherming: IP65
- Gewicht: 4,5 kg
- Geïntegreerde driver en Led
- COB Led CRI>80 - Life: > 70 000 uur \* gebruik
- CE - klasse II
- Energieklasse: A+

## Accessoires

- IP68 connectors: connex 2 / 4 / 6

## Voordelen +

- Sober en tijdloos design
- Robuust (IK08)
- Verlichtingsniveau voldoet aan de normen PBM
- Ook verkrijgbaar met aanwezigheids detector voor:
  - aanzienlijke energiebesparingen
  - een vermindering van de lichtvervuiling
  - comfort en een veilige functie op de site
  - een verlenging van de levensduur van de LED
- **Made in BELGIUM**

## Sampa PRO+ Technische specificaties

- Detector steun in massief aluminium
- Aanwezigheids detector (bereik circa 8m.) met standaard:
  - slaap functie oriëntatieverlichting tot 10%
  - timer 60 seconden
  - twilight functie op 200 lux
  - ..... of andere aanpassingen op aanvraag

## Op aanvraag

- Andere RAL-kleur
- Andere LED kleur: 2700K / 5000K
- Andere maten (op maat)
- 0-10V dimbare LED-driver 0-100%
- Sensor met master / slave-functie
- Economische aanwezigheid detector met alleen on / off
- Afstandsbediening voor gepersonaliseerde aanpassing aanwezigheids detector

## Anwendungen

- Fußweg
- Parkplatz
- Park
- Gebäudeeingang
- Fahrradweg
- PEM-Bereich

## Sampa PRO Technische Spezifikation

- Body in Aluminium-Profil der Serie 6000
- Schrauben aus rostfreiem Stahl
- Asymmetrische Linse anti-UV Silikon, Wirkungsgrad 89%
- Mechanische Festigkeit der Montage: IK08
- Schutzart: IP65
- Gewicht: 4,5 kg
- Integrierte driver und Led
- COB Led CRI>80 - Lebensdaue: > 70 000 Stunden \*
- CE - Klasse II
- Energie-Effizienzklasse: A+

## Zubehör

- IP68 Anschlüsse: connex 2 / 4 / 6

## Vorteile +

- Zeitloses Design
- Robust (IK08)
- Beleuchtungsniveau entspricht den Standards PEM
- Auch für mit Präsenzmelder :
  - Erhebliche Energieeinsparungen
  - Eine Reduzierung der Lichtverschmutzung
  - Komfort und eine sichere Funktion im Ort
  - Verlängerung der Lebensdauer der LED
- **Made in BELGIUM**

## Sampa PRO+ Technische Spezifikation

- Unterstützung für Detektor in massiven Aluminium
- Präsenzmelder (Reichweite ca. 8 m.) mit dem Standard:
  - Sleep-Funktion mit Orientierungsbeleuchtung auf 10%
  - Timer 60 Sekunden
  - Dämmerungsfunktion 200 Lux
  - ..... oder andere Anpassungen auf Anfrage

## Auf Anfrage

- Andere RAL-Farbe
- Andere LED Farbe: 2700K / 5000K
- Weitere Dimension (Custom)
- 0-10V dimmbaren LED-Treiber 0 - 100%
- Sensor mit Master / Slave-Funktion
- Wirtschaftliche Präsenzmelder mit nur ein / aus
- Fernbedienung für die personalisierte Anpassung Präsenzmelder

\* Lifetime is only an indication, it mainly depends of the application and use of the luminaire.

\* La durée de vie est donnée à titre indicatif, elle dépend essentiellement de l'application et l'utilisation du luminaire.

\* De levensduur word als indicatie gegeven, het hangt vooral af van de toepassing en het gebruik van het armatuur.

\* Das Leben als Hinweis gegeben wird, hängt es in erster Linie auf die Anwendung und Nutzung der Leuchte.

## Applications

- Chemin piétonnier
- Parking
- Parc
- Entrée de bâtiment
- Piste cyclable
- Zone PMR

## Avantages +

- Design sobre et intemporel
- Robuste (IK08)
- Niveau d'éclairage conforme aux normes PMR
- Disponible aussi avec détecteur de présence pour:
  - des économies d'énergie importantes
  - une diminution de la pollution lumineuse
  - un confort et une fonction sécurisante au site
  - un allongement de la durée de vie de la led
- **Made in BELGIUM**

## Sampa PRO Caractéristiques Techniques

- Corps en profilé d'aluminium série 6000
- Visserie en inox
- Lentille silicone asymétrique anti-UV, efficacité 89%
- Tenue mécanique de l'ensemble: IK08
- Degré de protection: IP65
- Poids: 4,5 kg
- Driver et Led intégrés
- COB Led CRI>80 durée de vie: >70 000 h\* de fonctionnement
- CE - classe II
- Classe énergétique: A+

## Sampa PRO+ Caractéristiques Techniques

- Support pour détecteur en aluminium massif usiné
- Détecteur de présence (portée env. 8m) avec par défaut:
  - fonction de veille avec éclairage d'orientation à 10%
  - temporisation 60 secondes
  - fonction crépusculaire à 200 lux
  - ..... ou autre réglage sur demande

## Accessoires

- Connecteurs IP68: connex 2 / 4 / 6

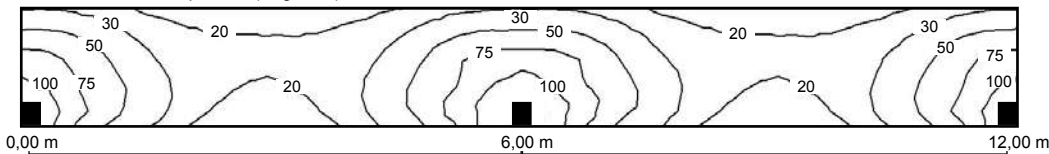
## Sur demande

- Autre couleur RAL
- Autre couleur de led : 2700K / 5000K
- Autre dimension (personnalisée)
- Driver LED 0-10V gradable 0 - 100%
- Détecteur avec fonction maître/esclave
- Détecteur de présence économique avec uniquement on/off
- Télécommande pour un réglage personnalisé de détecteur de présence

# illumination examples with Sampa PRO

example for 2 Sampa PRO (height 1m) with Led 9,5W - 4000K - 1362lm						
Surface	interdistance	E-average Lux	E-maximum Lux	E-minimum Lux	Uniformity Emin/Eav	
5m x 1,4m	5 m	93	250	37	0,40	
6m x 1,4m	6 m	76	250	25	0,32	
7m x 1,4m	7 m	67	250	12	0,18	
8m x 1,4m	8 m	59	250	5	0,08	
5m x 2,0m	5 m	73	250	16	0,22	
7m x 2,0m	7 m	53	250	12	0,23	
10m x 2,0m	10 m	37	250	1	0,02	
5m x 2,5m	5 m	61	250	7	0,12	
7m x 2,5m	7 m	45	250	5	0,12	

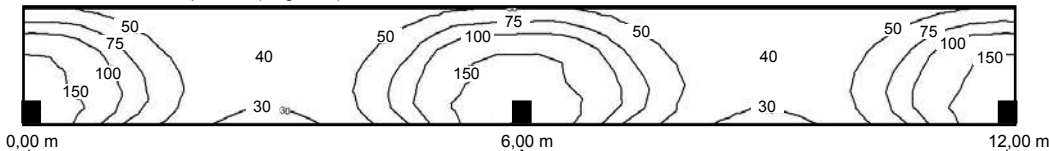
isolux curve for 3 Sampa PRO (height 1m) with Led 6,5W - 4000K - 747lm



### illumination on 12mx1.4m

- average: 42 lux
- minimal: 14 lux
- maximal: 139 lux
- Uniformity min/ave: 0,32
- Uniformity min/max: 0,10

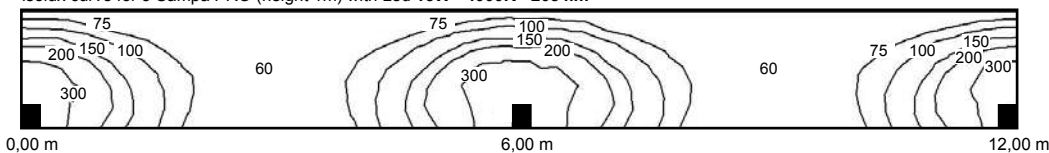
isolux curve for 3 Sampa PRO (height 1m) with Led 9,5W - 4000K - 1362lm



### illumination on 12mx1.4m

- average: 76 lux
- minimal: 25 lux
- maximal: 139 lux
- Uniformity min/ave: 0,32
- Uniformity min/max: 0,10

isolux curve for 3 Sampa PRO (height 1m) with Led 15W - 4000K - 2084lm



### illumination on 12mx1.4m

- average: 131 lux
- minimal: 40 lux
- maximal: 485 lux
- Uniformity min/ave: 0,32
- Uniformity min/max: 0,08



Seven

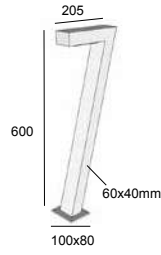
\*do not use version rusty iron on tiling, paving, wood, ...



IP65

230V

IK09



code: 8065. XX . XX  
                   led    color

**LED**

- D1** 9,5W - 5000K
- W1** 9,5W - 2700K

**COLOR**

- 02** Black
- 39** Grey
- 40** Rusty Iron
- 48** Dark Grey (RAL 7016 structured)



3000K / 4000K = on request  
 6,5W: 2700K / 3000K / 4000K / 5000K = on request  
 Dim-To-Warm 1800K-3000K = on request



## DESCRIPTION

Body made in profile aluminum or iron  
Screws in stainless steel  
Degree of protection IP65 - IK09  
Safety clear plexiglass  
Led driver 230V & led incorporated  
Energy class EC: A+

## ACCESSORIES

IP68 connection - Connex 2 / 4 / 6  
Spike for ground fixing - Pic 2

## ON REQUEST

Other RAL colors  
Other led colors : 3000K / 4000K  
Led 6,5W : 2700K / 3000K / 4000K / 5000K

max.  
efficacy  
147lm/W

	Typical luminous flux (lm)	
	6,5W	9,5W
2700 K	807	1120
3000 K	845	1143
4000 K	877	1218
5000 K	959	1332



EXTERIOR LIGHTING  
GARDEN BOLLARD - 1,5M





#### DESCRIPTION

Body made in profile aluminum or iron  
 Screws in stainless steel  
 Degree of protection IP65 - IK09  
 Safety clear plexiglass  
 Led driver 230V & led incorporated  
 Energy class EC: A+

#### ACCESSORIES

IP68 connection - Connex 2 / 4 / 6  
 Spike for ground fixing - Pic 2

#### ON REQUEST

Other RAL colors  
 Other led colors : 3000K / 4000K

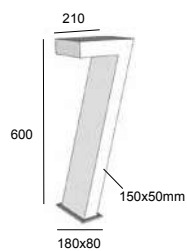
max.  
 efficacy  
 140lm/W

	Typical luminous flux (lm)	
	9,5W	19W
2700 K	1120	2240
3000 K	1173	2346
4000 K	1218	2436
5000 K	1332	2664





EXTERIOR LIGHTING  
GARDEN BOLLARD - 1,5M



code: 8064. XX . XX  
          |     |  
          led  color

**LED**

- D1** 9,5W - 5000K
- D2** 19W - 5000K
- W1** 9,5W - 2700K
- W2** 19W - 2700K

**COLOR**

- 02** Black
- 39** Grey
- 40** Rusty Iron
- 48** Dark Grey (RAL 7016 structured)



3000K / 4000K = on request  
Dim-To-Warm 1800K-3000K = on request



Big Seven

- LED
- IP65
- 230V
- IK09
- CE
- Light source

\*do not use version rusty iron on tiling, paving, wood, ...



Strato



IP65

230V

IK09



#### DESCRIPTION

---

Body made in profile aluminum  
Screws in stainless steel  
Degree of protection IP65 - IK09  
Safety clear plexiglass  
Led driver 230V & led incorporated  
Energy class EC: A+

#### ACCESSORIES

---

IP68 connection - Connex 2 / 4 / 6  
Spike for ground fixing - Pic 2


#### ON REQUEST

---

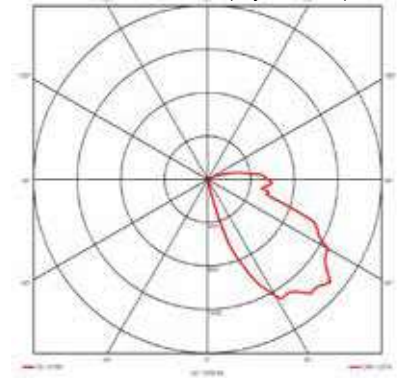
Other RAL colors  
Other led colors : 3000K / 4000K  
Other dimensions (customized)

max.  
efficacy  
148lm/W

Typical luminous flux (lm)	
6,5W	
2700 K	807
3000 K	845
4000 K	877
5000 K	959



Standard reflector (asymmetrical)



code: **8067.X XX.XX**  
 height  
 led  
 color

**HEIGHT**

1	200 mm	
2	600 mm	
3	1000 mm	

**LED**

<b>D1</b>	6,5W - 5000K
<b>W1</b>	6,5W - 2700K

**COLOR**

<b>02</b>	Black
<b>24</b>	Corten
<b>39</b>	Grey
<b>48</b>	Dark Grey (RAL 7016 structured)



EXTERIOR LIGHTING  
GARDEN BOLLARD - 1,5M





Torga FL

**DESCRIPTION**

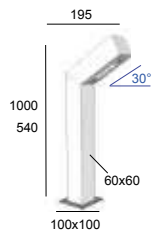

Body made in profile aluminum  
 Screws in stainless steel  
 Degree of protection IP65 - IK09  
 Safety clear plexiglass  
 Led driver 230V & led incorporated  
 Energy class EC: A+

**ACCESSORIES**

IP68 connection - Connex 2 / 4 / 6  
 Spike for ground fixing - Pic 1

**ON REQUEST**

Other RAL colors  
 Other led colors : 3000K / 4000K  
 Led 9,5W : 2700K / 3000K / 4000K / 5000K  
 Other dimensions (customized)



max. efficacy 147lm/W

	Typical luminous flux (lm)	
	6,5W	9,5W
2700 K	807	1120
3000 K	845	1143
4000 K	877	1218
5000 K	959	1332

code: **8009.X XXX.XX**  
 height  
 led  
 color

**HEIGHT**

1	540 mm	
1	1000 mm	

**LED**

<b>D37</b>	6,5W - 5000K
<b>W37</b>	6,5W - 2700K

**COLOR**

<b>02</b>	Black
<b>24</b>	Corten
<b>39</b>	Grey
<b>48</b>	Dark Grey (RAL 7016 structured)

3000K / 4000K = on request  
 9,5W: 2700K / 3000K / 4000K / 5000K = on request  
 Dim-To-Warm 1800K-3000K = on request




EXTERIOR LIGHTING  
GARDEN BOLLARD - 1,5M



Agence CD&B / Photographe : Isabelle SMOLINSKI  
Aménagement de l'espace extérieur, immeuble Pablo Picasso à Nanterre, Île-de-France - INEDIT Lighting





Agence CD&B / Photographe : Isabelle SMOLINSKI  
Aménagement de l'espace extérieur, immeuble Pablo Picasso à Nanterre, Île-de-France - INEDIT Lighting

**EXTERIOR LIGHTING**  
GARDEN BOLLARD - 1,5M





Goliath K



IP65

230V

IK07



#### DESCRIPTION

Body made in solid anodized aluminum  
Screws in stainless steel  
Degree of protection IP65 - IK07  
Safety sandblasted plexiglass  
Energy class EC: A++/A

#### ACCESSORIES

Spike for ground fixing - Pic 1  
Led Bulb E27

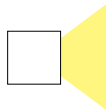
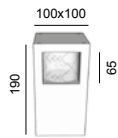
#### ON REQUEST

Other RAL colors  
Other socket for LED (G9, G4, E14 ...)

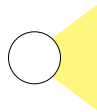
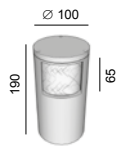




code: 986.E2.32



code: 987.E2.32




**BULB**

**E2** E27 LED (max. diameter 70mm / height 137mm)

Other socket for LED ( G9, G4, E14,...) = on request

**COLOR**

**32** Anodized aluminum




Goliath R

**EXTERIOR LIGHTING**  
GARDEN BOLLARD - 1,5M



Accessorie

code: **LED.E201.10830**



Led bulb E27 10W 3000K 240V  
diameter 37mm / height 116mm



Alina



IP65

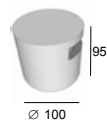
230V

IK10

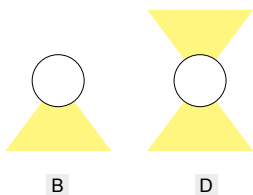


#### DESCRIPTION

Body made in solid anodized aluminum  
Screws in stainless steel  
Degree of protection IP65 - IK10  
Safety sandblasted plexiglass  
Energy class EC: A++/A



code: 982X . XXX . XX  
°angle |  
led |  
color |



B

D

max.  
efficacy  
90lm/W

	Typical luminous flux (lm)	
	1 side	2 sides
2700 K	6W	2x 3W
3000 K	480	2x 170
	500	2x 170

#### ANGLE

**B** 1 side  
**D** 2 sides

#### LED / BULB

**G9** G9 LED (max. diameter 65mm / height 60mm)  
**W27** Led 6W 230V - 2700K  
**W30** Led 6W 230V - 3000K

#### COLOR

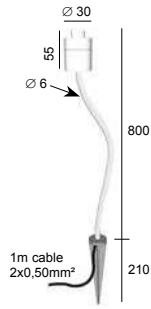
**02A** Anodized black  
**32** Anodized aluminum



**EXTERIOR LIGHTING**  
GARDEN BOLLARD - 1,5M



code: 8031 . XXX . 21  
led



max. efficacy 120lm/W

	Typical luminous flux (lm)	
	1,2W	3,2W
2700 K	125	337
3000 K	135	354
4000 K		380
5000 K	145	381

**LED**

- D13 1,2W - 5000K
- D32 3,2W - 5000K
- W13 1,2W - 2700K
- W32 3,2W - 2700K

1,2W 3000K = on request  
3,2W: 3000K / 4000K = on request

**COLOR**

- 21 Brushed copper



#### DESCRIPTION

Body made in copper  
Degree of protection IP65 - IK06  
Safety sandblasted plexiglass  
Led 350mA incorporated  
Provided with spike for ground fixing - Ecopic  
Provided with 1m cable  
Energy class EC: A+

#### ACCESSORIES

Led driver 350mA CC

#### ON REQUEST

Only for led 3,2W : 3000K / 4000K  
Other dimensions (customized)  
Base plate for ground/wall/ceiling fixing



IP65

350mA


IK06



Sami



© Agence Christophe Gautrand & Associés Paysagistes / Photographies : Hugo Hébrard  
Aménagement de la terrasse de la Suite Royale Orientale de l'Hôtel Mandarin Oriental Paris.



**EXTERIOR LIGHTING**  
GARDEN BOLLARD - 1,5M



© Agence Christophe Gautrand & Associés Paysagistes / Photographies : Hugo Hébrard  
Aménagement de la terrasse de la Suite Royale Orientale de l'Hôtel Mandarin Oriental Paris.



Sami-flex



IP65

350mA

IK06



**DESCRIPTION**

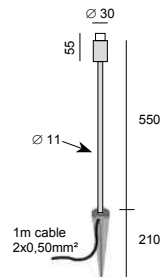
Body made in anodized aluminum  
 Degree of protection IP65 - IK06  
 Safety sandblasted plexiglass  
 Led 350mA incorporated  
 Provided with spike for ground fixing - Ecopic  
 Provided with 1m cable  
 Energy class EC: A+

**ACCESSORIES**

Led driver 350mA CC

**ON REQUEST**

Only for led 3,2W : 3000K / 4000K  
 Other dimensions (customized)  
 Base plate for ground/wall/ceiling fixing



code: 7021. **XXX** . 02A  
 led

**LED**

- D13 1,2W - 5000K
- D32 3,2W - 5000K
- W13 1,2W - 2700K
- W32 3,2W - 2700K

1,2W 3000K = on request  
 3,2W: 3000K / 4000K = on request

**COLOR**

- 02A Anodized black

max. efficacy  
 120lm/W

	Typical luminous flux (lm)	
	1,2W	3,2W
2700 K	125	337
3000 K	135	354
4000 K		380
5000 K	145	381

on request







**DESCRIPTION**

Body made in solid anodized aluminum  
 Screws in stainless steel  
 Degree of protection IP65 - IK09  
 Safety sandblasted plexiglass  
 Dimmable Led 230V incorporated  
 Provided with spike for ground fixing  
 Provided with 2m cable + plug IP44  
 Energy class EC: A

**ON REQUEST**

Other led colors: 2700K  
 Base plate for ground/wall/ceiling fixing  
 Other dimensions (customized)



**EXTERIOR LIGHTING**  
 GARDEN BOLLARD - 1,5M



Nocturn

code: 8032. X XXX . XX  
 height | led | color

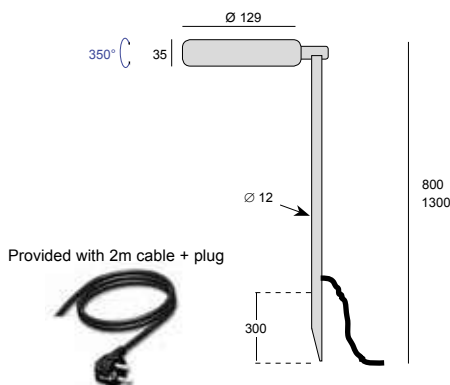
HEIGHT	LED	COLOR
2 800 mm	<b>W60</b> 6W - 3000K	<b>02A</b> Anodized black
3 1300 mm	<b>W70</b> 10W - 3000K	<b>32</b> Anodized aluminum

max. efficacy 90lm/W

	Typical luminous flux (lm)	
	6W	10W
2700 K	480	860
3000 K	500	900

2700K = on request  
 Dim-To-Warm 1800K-3000K = on request

on request



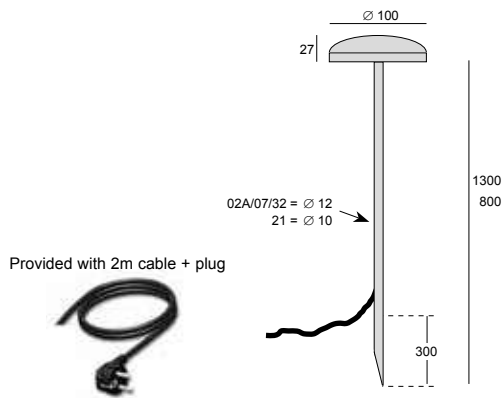



**DESCRIPTION**

Body made in anodized aluminum, copper or brass  
 Screws in stainless steel  
 Degree of protection IP65 - IK06  
 Safety sandblasted plexiglass  
 Dimmable Led 230V incorporated  
 Provided with spike for ground fixing  
 Provided with 2m cable + plug IP44  
 Energy class EC: A

**ON REQUEST**

Base plate for ground/wall/ceiling fixing  
 Other RAL colors or dimensions (customized)



code: 7022. X XXX . XX  
 height | led | color

**HEIGHT**

- 1 800 mm
- 2 1300 mm

**LED**

- W27 6W - 2700K
- W30 6W - 3000K

**COLOR**

- 02A Anodized black
- 07 Brushed brass
- 21 Brushed copper
- 32 Anodized aluminum

Weight (kg)	
800mm	1300mm
02, 32	0.80 / 0.90
07, 21	1.50 / 1.70



Typical luminous flux (lm)	
6W	
2700 K	480
3000 K	500



**EXTERIOR LIGHTING**  
GARDEN BOLLARD - 1,5M





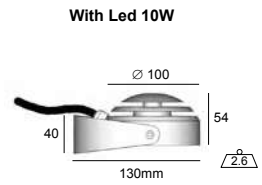
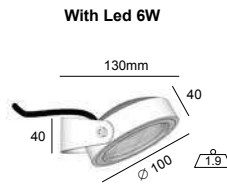

Salsa-S

**DESCRIPTION**

Head spot made in solid brass  
 flexible rod made in copper d.10mm  
 Screws in brass  
 Degree of protection IP65 - IK07  
 Safety sandblasted plexiglass  
 Led 230V incorporated  
 Provided with 2m cable + plug IP44  
 Energy class EC: A

**ON REQUEST**

Other Led color : 2700K  
 Other cable length (customized)



code: 8092. XXX . 07  
 led

**LED**

**W2** 6W - 3000K  
**W3** 10W - 3000K

2700K = on request  
 Dim-To-Warm 1800K-3000K = on request

**COLOR**

**07** Brushed brass (flexible rod in copper)

max. efficacy  
 90lm/W

Typical luminous flux (lm)		
	6W	10W
2700 K	480	860
3000 K	500	900





EXTERIOR LIGHTING  
GARDEN BOLLARD - 1,5M



Réalisation FG AMENAGEMENT - Mr Franck GUILLOT

## DESCRIPTION

Body made in solid stainless steel  
Screws in stainless steel  
Degree of protection IP65  
Safety clear glass  
Energy class EC: A++/A

## ACCESSORIES

Spike for ground fixing - Pic 1

## ON REQUEST

Other dimensions (customized)



Tex bis FL



IP65

230V

IK04

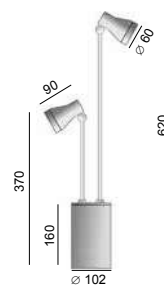


code: 750.GU.04



### BULB

GU 2 x GU10 LED (max. height 56mm)



### COLOR

04 Brushed stainless steel



Tex bis DL



IP65

230V

IK04



code: 751.GU.04



### BULB

GU 2 x GU10 LED (max. height 56mm)



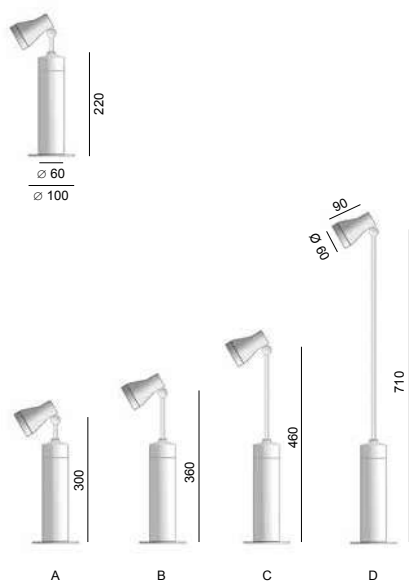
### COLOR

04 Brushed stainless steel



ON REQUEST

Other materials (brass, ... )  
Other dimensions (customized)



code: 746X.GU.04

height



0.5

IP65

230V

IK04



Tex FL

EXTERIOR LIGHTING  
GARDEN BOLLARD - 1,5M



**HEIGHT**

A	300 mm	
B	360 mm	
C	460 mm	
D	710 mm	

**BULB**

GU GU10 LED (max. height 56mm)

**COLOR**

04 Brushed stainless steel



Max FL

#### DESCRIPTION

Body made in aluminum, stainless steel, brass or copper  
Screws in stainless steel  
Degree of protection IP65  
Safety clear glass  
Energy class EC: A++/A

#### ACCESSORIES

Spike for ground fixing - Pic 1

#### ON REQUEST

Other RAL colors  
Other dimensions (customized)



IP65

230V

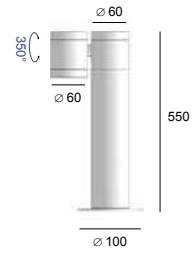
IK04







code: 975. GU . XX  
color



**BULB**

GU GU10 LED (max. height 56mm)

**COLOR**

- |           |                         |  |
|-----------|-------------------------|--|
| <b>02</b> | Black                   |  |
| <b>04</b> | Brushed stainless steel |  |
| <b>07</b> | Brushed brass           |  |
| <b>09</b> | Bronze                  |  |
| <b>21</b> | Brushed copper          |  |
| <b>32</b> | Anodized aluminum       |  |
| <b>39</b> | Grey                    |  |



**DESCRIPTION**

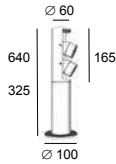
Body made in stainless steel  
 Screws in stainless steel  
 Degree of protection IP65  
 Safety clear glass  
 Led driver 230V & led incorporated  
 Energy class EC: A+

**ACCESSORIES**

Spike for ground fixing - Pic 1

**ON REQUEST**

Other led colors : 3000K / 4000K  
 Other dimensions (customized)



- ⏏
- Ⓜ 0.5
- IP65
- 230V
- IK02
- CE
- ☑

Prince FL

EXTERIOR LIGHTING  
GARDEN BOLLARD - 1,5M

code: 8004 . X XXX . 04  
                   |            |  
                   height    led

**HEIGHT**

1	325mm	
2	640mm	

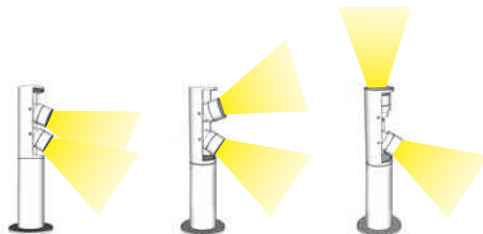
**LED**

<b>D42</b>	2 x 3,2W - 5000K - 45°
<b>W42</b>	2 x 3,2W - 2700K - 45°

**COLOR**

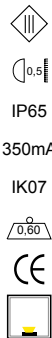
**04** Brushed stainless steel

3000K / 4000K = on request  
 diffusion angle 10° = on request



max. efficacy  
119lm/W

Typical luminous flux (lm)	
2x 3,2W	
2700 K	2x 337
3000 K	2x 354
4000 K	2x 380
5000 K	2x 381



**DESCRIPTION**

Body made in solid stainless steel  
 Screws in stainless steel  
 Degree of protection IP65 - IK07  
 Safety sandblasted plexiglass  
 Led 1,2W 350mA incorporated  
 Provided with 20cm cable  
 Energy class EC: A+

**ACCESSORIES**

Recessed box - Pop 3  
 Led driver 350mA CC  
 IP68 connection : Connex 2 / Connex 3

**ON REQUEST**

Led 3,2W: 2700K / 3000K / 4000K / 5000K  
 Other RAL colors  
 Other materials (brass, copper, aluminum, ...)  
 Other cable length (customized)

max.  
efficacy  
120lm/W

	Typical luminous flux (lm)	
	1,2W	3,2W
2700 K	125	337
3000 K	135	354
4000 K		380
5000 K	145	381

code: 1159 . XXX . 04  
 led

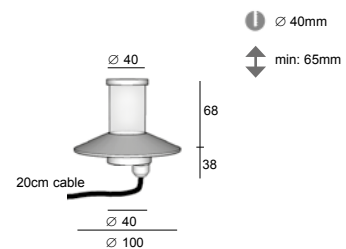
**LED**

D11 1,2W - 5000K  
 W11 1,2W - 2700K

**COLOR**

04 Brushed stainless steel

1,2W 3000K = on request  
 3,2W 2700K / 3000K / 4000K / 5000K = on request





**EXTERIOR LIGHTING**  
GARDEN BOLLARD - 1,5M





IP65

230V

IK07



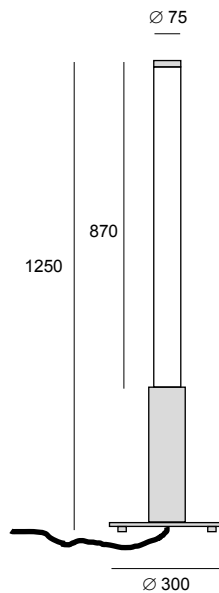
Nomad 2

#### DESCRIPTION

Body made in aluminum  
Screws in stainless steel  
Degree of protection IP65 - IK07  
Safety sandblasted plexiglass  
Led driver 230V & led incorporated  
Provided with 3m cable + plug  
Energy class EC: A+

#### ON REQUEST

Other RAL colors  
Other led colors: 2700K / 4000K / 6500K  
Other dimensions (customized)



Provided with 3m cable + plug



code: 7019.1 **W30** . **XX**  
led color

#### LED

**W30** 20W - 3000K

2700K / 4000K / 6500K = on request

#### COLOR

- 02** Black
- 24** Corten
- 32** Anodized aluminum
- 39** Grey
- 48** Dark Grey (RAL 7016 structured)

Typical luminous flux (lm)	
20W	
2700 K	2500
3000 K	2640
4000 K	2780
6500 K	2780

## DESCRIPTION

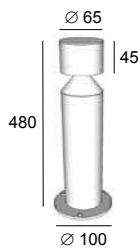
Body made in aluminum  
Screws in stainless steel  
Degree of protection IP65 - IK07  
Led driver 230V incorporated  
Energy class EC: A+

## ACCESSORIES

Spike for ground fixing - Pic 1

## ON REQUEST

Other RAL colors  
Other dimensions (customized)



IP65

230V

IK07



Visio FL

EXTERIOR LIGHTING  
GARDEN BOLLARD - 1,5M

code: 8007. 2XXX . XX  
          |      |  
          led  color

## LED

**D47** 6,5W - 5000K  
**W47** 6,5W - 3000K

## COLOR

**02** Black  
**32** Anodized aluminum  
**39** Grey

max.  
efficacy  
95lm/W

Typical luminous flux (lm)	
	6,5W
3000 K	568
5000 K	616



Despo FL

**DESCRIPTION**

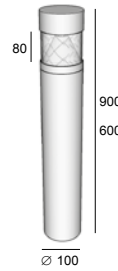

Body made in aluminum or stainless steel  
 Screws in stainless steel  
 Degree of protection IP65 - IK09  
 Safety clear polycarbonate  
 Led driver 230V & led incorporated  
 Energy class EC: A+

**ACCESSORIES**

Spike for ground fixing - Pic 1  
 Base plate d.200mm in stainless steel - Stic

**ON REQUEST**

Other RAL colors  
 Other led colors : 3000K  
 Led 9,5W : 2700K / 3000K / 4000K / 5000K  
 Other dimensions (customized)



code: 994 **XX** . **XX** . **XX**  
 led height color


LED	HEIGHT	COLOR
<b>D4</b> 16,5W - 5000K	<b>60</b> 600 mm	<b>02</b> Black
<b>N4</b> 16,5W - 4000K	<b>90</b> 900 mm	<b>04</b> Brushed stainless steel
<b>W4</b> 16,5W - 2700K		<b>39</b> Grey

max. efficacy 158lm/W

	Typical luminous flux (lm)	
	9,5W	16,5W
2700 K	1215	2196
3000 K	1265	2285
4000 K	1316	2373
5000 K	1443	2609

3000K = on request  
 9,5W: 2700K / 3000K / 4000K / 5000K = on request  
 Dim-To-Warm 1800K-3000K = on request

Weight (kg)		
	600mm	900mm
02,39	3,15	4,95
04	4,75	7,15







**EXTERIOR LIGHTING**  
GARDEN BOLLARD - 1,5M





Ulyss FL

**DESCRIPTION**

Body made in aluminum or stainless steel  
 Screws in stainless steel  
 Degree of protection IP65 - IK09  
 Safety clear polycarbonate  
 Led driver 230V & led incorporated  
 Energy class EC: A+

**ACCESSORIES**

Spike for ground fixing - Pic 1  
 Base plate d.200mm in stainless steel - Stic

**ON REQUEST**

Other RAL colors  
 Other led colors : 3000K  
 Led 9,5W : 2700K / 3000K / 4000K / 5000K  
 Other dimensions (customized)



IP65

230V

IK09



max. efficacy  
158lm/W

	Typical luminous flux (lm)	
	9,5W	16,5W
2700 K	1215	2196
3000 K	1265	2285
4000 K	1316	2373
5000 K	1443	2609

code: 969 **XX** . **XX** . **XX**  
 led height color

**LED**

<b>D4</b>	16,5W - 5000K
<b>N4</b>	16,5W - 4000K
<b>W4</b>	16,5W - 2700K

**HEIGHT**


<b>60</b>	600 mm
<b>90</b>	900 mm

**COLOR**

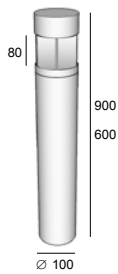
<b>02</b>	Black
<b>04</b>	Brushed stainless steel
<b>39</b>	Grey

3000K = on request  
 9,5W: 2700K / 3000K / 4000K / 5000K = on request  
 Dim-To-Warm 1800K-3000K = on request






Architecte JFA - Jacques FERRIER Architecture avec Mr PERRIN / Photographe : Isabelle SMOLINSKI  
Aménagement de l'espace extérieur, immeuble INFLUENCE, conseil Régional Île-de-France à Saint Ouen



	Weight (kg)	
	600mm	900mm
02,39	3,15	4,95
04	4,75	7,15







**EXTERIOR LIGHTING**  
GARDEN BOLLARD - 1,5M



Architecte JFA - Jacques FERRIER Architecture avec Mr PERRIN / Photographe : Isabelle SMOLINSKI  
Aménagement de l'espace extérieur, immeuble INFLUENCE, conseil Régional Île-de-France à Saint Ouen



Sarm FL



IP65

230V

IK08




#### DESCRIPTION

Body made in aluminum  
Screws in stainless steel  
Degree of protection IP65 - IK08  
Safety sandblasted plexiglass  
Energy class EC: A++/A

#### ON REQUEST

Other RAL colors  
Other dimensions (customized)  
Other socket for LED (G9, G4, E14 ...)

#### Accessorie




code: **LED.E203.16830**

Led bulb E27 16W 3000K 240V  
diameter 45mm / height 136mm

code: 8018 . XX . XX  
 height  
 °angle  
 color

E27 LED (max. diameter 53mm / height 145mm)



HEIGHT		ANGLE		COLOR	
1	200 mm		A	1 side	02 Black
2	600 mm		B	2 sides	39 Grey

Other socket for LED ( G9, G4, E14,...) = on request





max.  
efficacy  
69lm/W

Typical luminous flux (lm)		
	22W	26W
2700 K	1440	1800
3000 K	1440	1800
4000 K	1440	1800

**Accessorie: Base Plate «STIC»**

Ø 200mm  
80mm  
3x Ø14mm

for 3 anchor bolts M10 (not supplied)  
pour 3 tiges de scellement M10 (non fournies)  
voor 3 ankerbouten M10 (niet meegeleverd)  
für 3 Ankerschrauben M10 (nicht enthalten)

**Accessory**

code: **LED.E201.10830**

Led bulb E27 10W 3000K 240V  
diameter 37mm / height 116mm





EXTERIOR LIGHTING  
GARDEN BOLLARD - 1,5M



Sabri FL

**DESCRIPTION**

Body made in aluminum or stainless steel  
Screws in stainless steel  
Degree of protection IP65 - IK09  
Safety clear polycarbonate  
Electronic ballast 230V included (only for G24q-3)  
Bulb not included  
Reflector made in aluminum  
Energy class EC: A++/A


**ACCESSORIES**

Spike for ground fixing - Pic 1  
Base plate d.200mm in stainless steel - Stic  
Led Bulb E27


**ON REQUEST**

Other RAL colors  
Other dimensions (customized)  
Other socket for LED (G9, G4, E14 ...)

	Weight (kg)		
	300mm	600mm	900mm
02,39	1,55	3,00	4,50
04	2,65	4,45	5,75



code: 212. X X . XX  
height |  
bulb |  
color



**HEIGHT**

- 1 300 mm
- 2 600 mm
- 3 900 mm

**BULB**

- 1 E27 LED (max. diameter 38mm / height 185mm)
- 2 FLUO G24q-3 - 26W / Electronic ballast included

**COLOR**

- 02 Black
- 04 Brushed stainless steel
- 39 Grey



Cubix FL

#### DESCRIPTION

Body made in stainless steel  
Degree of protection IP65  
Safety sandblasted glass  
Energy class EC: A++/A

#### ACCESSORIES

Spike for ground fixing - Pic 1  
Led Bulb E27

#### ON REQUEST

Other dimensions (customized)  
Other socket for LED (G9, G4, E14 ...)




IP65  
230V



#### Accessorie

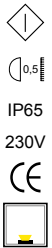
code: **LED.E201.10830**



Led bulb E27 10W 3000K 240V  
diameter 37mm / height 116mm




EXTERIOR LIGHTING  
GARDEN BOLLARD - 1,5M



Manix FL


code: 777. XX . 04  
height

E27 LED (max. diameter 52mm / height 125mm)



code: 935. XX . 04  
height

E27 LED (max. diameter 52mm / height 125mm)



**HEIGHT**

- 26 260 mm
- 56 560 mm
- 86 860 mm



**COLOR**

- 04 Brushed stainless steel

Other socket for LED ( G9, G4, E14,...) = on request





Soft FL

**DESCRIPTION**


Body made in aluminum  
 Degree of protection IP65  
 Safety sandblasted glass  
 Energy class EC: A++/A

**ACCESSORIES**

Spike for ground fixing - Pic 1  
 Led Bulb E27

**ON REQUEST**

Other RAL colors  
 Other dimensions (customized)  
 Other socket for LED (G9, G4, E14 ...)



IP65

230V



code: 795. XX. XX

height |  
 color

E27 LED (max. diameter 48mm / height 215mm)



**HEIGHT**

36 360 mm  
 57 570 mm  
 74 740 mm



**COLOR**

00 Natural brushed aluminum  
 02 Black

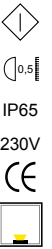
Other socket for LED ( G9, G4, E14,...) = on request

Accessorie

code: LED.E202.15830



Led bulb E27 15W 3000K 240V  
 diameter 42mm / height 172mm



EXTERIOR LIGHTING  
GARDEN BOLLARD - 1,5M


## Onyx FL

### DESCRIPTION

Body made in aluminum or brass  
Degree of protection IP65  
Safety sandblasted glass  
Energy class EC: A++/A

### ACCESSORIES

Spike for ground fixing - Pic 1  
Led Bulb E27



### ON REQUEST

Other RAL colors  
Other dimensions (customized)  
Other socket for LED (G9, G4, E14 ...)

	27	48	65
Brushed aluminium	1,2	2,0	2,5
Black	1,2	2,0	2,5
Brass	2,7	6,1	8,6
Bronze	2,7	6,1	8,6


code: 715. **XX** . **XX** E27 LED (max. diameter 48mm / height 125mm)

height  
color



### Accessorie

code: LED.E201.10830



Led bulb E27 10W 3000K 240V  
diameter 37mm / height 116mm

### HEIGHT

**27** 270 mm  
**48** 480 mm  
**65** 650 mm

### COLOR

**00** Natural brushed aluminium  
**02** Black  
**07** Brushed brass  
**09** Bronze

Other socket for LED ( G9, G4, E14,...) = on request



Zebra FL

**DESCRIPTION**

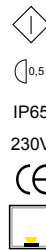
Body made in stainless steel  
 Degree of protection IP65  
 Safety sandblasted glass  
 Energy class EC: A++/A

**ACCESSORIES**

Spike for ground fixing - Pic 1  
 Led Bulb E27

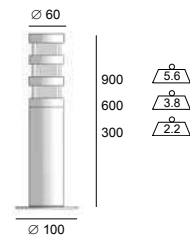
**ON REQUEST**

Other dimensions (customized)  
 Other socket for LED (G9, G4, E14 ...)



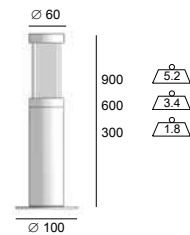
code: **764. XX . 04**  
 height

E27 LED (max. diameter 37mm / height 160mm)



code: **771. XX . 04**  
 height

E27 LED (max. diameter 37mm / height 160mm)



**HEIGHT**


- 30 300 mm
- 60 600 mm
- 90 900 mm

**COLOR**

- 04 Brushed stainless steel

Other socket for LED ( G9, G4, E14,...) = on request

Accessorie



code: **LED.E201.10830**

Led bulb E27 10W 3000K 240V  
 diameter 37mm / height 116mm



Atrex FL

EXTERIOR LIGHTING  
GARDEN BOLLARD - 1,5M



on request: 20cm height with soquet G9, G4, ...





Nobus FL

**DESCRIPTION**


Body made in aluminum or brass  
 Degree of protection IP65  
 Safety sandblasted glass  
 Energy class EC: A++/A

**ACCESSORIES**

Spike for ground fixing - Pic 1  
 Led Bulb E27

**ON REQUEST**

Other RAL colors  
 Other dimensions (customized)  
 Other socket for LED (G9, G4, E14 ...)



IP65

230V



	32	53	70
Brushed aluminium	1,3	2,1	2,6
Black	1,3	2,1	2,6
Brass	3,1	6,4	8,9
Bronze	3,1	6,4	8,9

code: 176. XX . XX  
 height |  
 color

E27 LED (max. diameter 37mm / height 160mm)



**HEIGHT**

32 320 mm  
 53 530 mm  
 70 700 mm

**COLOR**

00 Natural brushed aluminum  
 02 Black  
 07 Brushed brass  
 09 Bronze

Other socket for LED ( G9, G4, E14,...) = on request





## DESCRIPTION

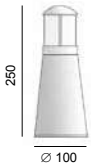
Body made in aluminum or brass  
Degree of protection IP65  
Safety sandblasted glass  
Energy class EC: A++/A

## ACCESSORIES

Spike for ground fixing - Pic 1  
Led Bulb E27

## ON REQUEST

Other RAL colors  
Other socket for LED (G9, G4, E14 ...)



IP65

230V



Faros Nobus

EXTERIOR LIGHTING  
GARDEN BOLLARD - 1,5M

code: 810. E2 . XX

color

E27 LED (max. diameter 37mm / height 130mm)




## COLOR

- 00 Natural brushed aluminum
- 02 Black
- 07 Brushed brass
- 09 Bronze



Other socket for LED ( G9, G4, E14,...) = on request

## Accessorie



code: LED.E201.10830


Led bulb E27 10W 3000K 240V  
diameter 37mm / height 116mm



## Atlantic FL

code: 180. **XX** . **XX**  
 height |  
 color

E27 LED (max. diameter 37mm / height 160mm)



### HEIGHT

<b>32</b>	320 mm
<b>53</b>	530 mm
<b>70</b>	700 mm

### COLOR

<b>00</b>	Natural brushed aluminium
<b>02</b>	Black
<b>07</b>	Brushed brass
<b>09</b>	Bronze

Other socket for LED ( G9, G4, E14,...) = on request

	32	53	70
Brushed aluminium	1,3	2,1	2,6
Black	1,3	2,1	2,6
Brass	3,1	6,4	8,9
Bronze	3,1	6,4	8,9



IP65

230V

IK06



## DESCRIPTION

Body made in aluminum or brass  
Degree of protection IP65  
Safety sandblasted glass  
Energy class EC: A++/A

## ACCESSORIES

Spike for ground fixing - Pic 1  
Led Bulb E27

## ON REQUEST

Other RAL colors  
Other dimensions (customized)  
Other socket for LED (G9, G4, E14 ...)



Faros Atlantic

code: 811. E2 . XX

color

E27 LED (max. diameter 37mm / height 130mm)




## COLOR

00	Natural brushed aluminum	
02	Black	
07	Brushed brass	
09	Bronze	



Other socket for LED ( G9, G4, E14,...) = on request

## Accessorie



code: LED.E201.10830

Led bulb E27 10W 3000K 240V  
diameter 37mm / height 116mm



**Accessorie: Base Plate «STIC»**


Ø 200mm  
80mm  
3x Ø14mm

for 3 anchor bolts M10 (not supplied)  
pour 3 tiges de scellement M10 (non fournies)  
voor 3 ankerbouten M10 (niet meegeleverd)  
für 3 Ankerschrauben M10 (nicht enthalten)

**Accessorie**

**code: LED.E201.10830**

Led bulb E27 10W 3000K 240V  
diameter 37mm / height 116mm



- 
- 
- IP65
- 230V
- IK07
- 
- 

Sumo FL

**DESCRIPTION**

Body made in stainless steel  
 Degree of protection IP65 - IK07  
 Safety sandblasted plexiglass  
 Energy class EC: A++/A

**ACCESSORIES**

Spike for ground fixing - Pic 1  
 Base plate d.200mm in stainless steel - Stic  
 Led Bulb E27

**ON REQUEST**

Other dimensions (customized)  
 Other socket for LED (G9, G4, E14 ...)

code: **973. XX. 04** E27 LED (max. diameter 49mm / height 137mm)  
 height



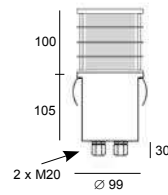
<u>HEIGHT</u>		<u>COLOR</u>	
<b>24</b>	240 mm		<b>04</b> Brushed stainless steel
<b>54</b>	540 mm		
<b>84</b>	840 mm		

Other socket for LED ( G9, G4, E14,...) = on request



**DESCRIPTION**

Body made in solid anodised aluminum  
 Head made in stainless steel  
 screws and spring in stainless steel  
 Recessed part - Degree of protection IP67  
 Head - Degree of protection IP65 - IK07  
 Safety sandblasted plexiglass  
 Energy class EC: A++/A

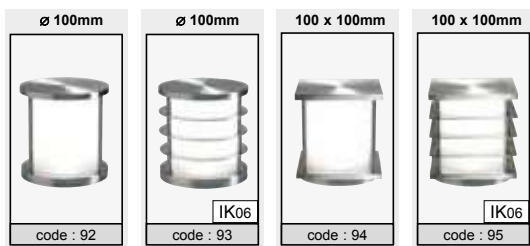


**ACCESSORIES**

Recessed box - Pop 5  
 Recessed box - Zaxor box  
 Led Bulb E27

**ON REQUEST**

Other RAL colors  
 Other socket for LED (G9, G4, E14 ...)



code: **2291 A XX.04** E27 LED (max. diameter 49mm / height 160mm)



**HEAD**

- 92 Round head of Strida R (d.100mm)
- 93 Round head of Spirit R (d.100mm)
- 94 Square head of Strida K (100x100mm)
- 95 Square head of Spirit K (100x100mm)

**COLOR**

- 04 Brushed stainless steel

Other socket for LED ( G9, G4, E14,...) = on request

Accessorie

**code: LED.E201.10830**

Led bulb E27 10W 3000K 240V  
 diameter 37mm / height 116mm



**EXTERIOR LIGHTING**  
GARDEN BOLLARD - 1,5M



IP65

230V

IK07



Zaxor decor



#### DESCRIPTION

Body made in stainless steel  
 Degree of protection IP65 - IK07  
 Safety sandblasted plexiglass  
 Energy class EC: A++/A

#### ACCESSORIES

Spike for ground fixing - Pic 1  
 Base plate d.200mm in stainless steel - Stic  
 Led Bulb E27

#### ON REQUEST


Other dimensions (customized)  
 Other socket for LED (G9, G4, E14 ...)



IP65

230V

IK07



code: **971. XX. 04**  
 height

E27 LED (max. diameter 49mm / height 160mm)



#### HEIGHT

**27** 270 mm  
**57** 570 mm  
**87** 870 mm



#### COLOR

**04** Brushed stainless steel

Other socket for LED ( G9, G4, E14,...) = on request

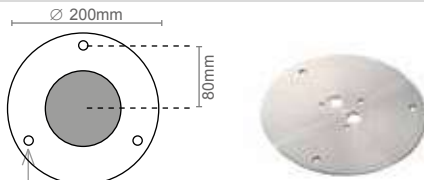
**Accessorie**



**code: LED.E201.10830**

Led bulb E27 10W 3000K 240V  
 diameter 37mm / height 116mm

**Accessorie: Base Plate «STIC»**



Ø 200mm  
 80mm  
 3x Ø14mm

for 3 anchor bolts M10 (not supplied)  
 pour 3 tiges de scellement M10 (non fournies)  
 voor 3 ankerbouten M10 (niet meegeleverd)  
 für 3 Ankerschrauben M10 (nicht enthalten)



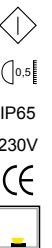


**EXTERIOR LIGHTING**  
GARDEN BOLLARD - 1,5M





Atrex 100 FL



**DESCRIPTION**


Body made in stainless steel  
 Degree of protection IP65  
 Safety sandblasted glass  
 Energy class EC: A++/A


**ACCESSORIES**

Spike for ground fixing - Pic 1  
 Base plate d.200mm in stainless steel - Stic  
 Led Bulb E27



**ON REQUEST**

Other dimensions (customized)  
 Other socket for LED (G9, G4, E14 ...)

code: **791A.XX.04** E27 LED (max. diameter 65mm / height 170mm)  
 height 



**HEIGHT**

<b>30</b>	300 mm	
<b>60</b>	600 mm	
<b>90</b>	900 mm	


**COLOR**

**04** Brushed stainless steel

Other socket for LED ( G9, G4, E14,...) = on request

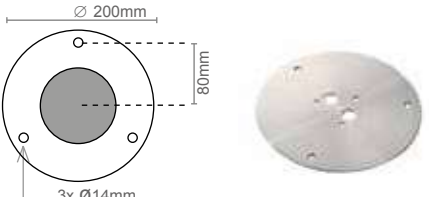
**Accessorie**

code: **LED.E203.16830**



Led bulb E27 16W 3000K 240V  
 diameter 45mm / height 136mm

**Accessorie: Base Plate «STIC»**



Ø 200mm  
 80mm  
 3x Ø14mm

for 3 anchor bolts M10 (not supplied)  
 pour 3 tiges de scellement M10 (non fournies)  
 voor 3 ankerbouten M10 (niet meegeleverd)  
 für 3 Ankerschrauben M10 (nicht enthalten)



Poeme FL

**DESCRIPTION**

Body made in aluminum  
 Degree of protection IP65 - IK07  
 Safety sandblasted plexiglass  
 Energy class EC: A++/A

**ACCESSORIES**

Led Bulb E27

**ON REQUEST**

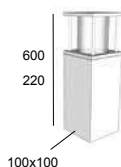
Other RAL colors  
 Other dimensions (customized)  
 Other socket for LED (G9, G4, E14 ...)



IP65

230V

IK07



code: **8019.X.XX**  
 height  
 color

E27 LED (max. diameter 53mm / height 145mm)



**HEIGHT**

- 1 220 mm
- 2 600 mm




**COLOR**

- 02 Black
- 39 Grey

Other socket for LED ( G9, G4, E14,...) = on request

Accessorie



code: **LED.E201.10830**

Led bulb E27 10W 3000K 240V  
 diameter 37mm / height 116mm



**EXTERIOR LIGHTING**  
GARDEN BOLLARD - 1,5M





Sumo RFL




IP65

230V

IK07



Weight (kg)	
	200mm 600mm
41	3,30 10,70
42	2,00 5,40



code: 963. **XX**. **XX**  
 height |  
 color

E27 LED (max. diameter 52mm / height 137mm)



**HEIGHT**


**20** 200 mm  
**60** 600 mm

**COLOR**

**41** Belgian stone  
**42** Exotic wood (Iroko)

Other socket for LED ( G9, G4, E14,...) = on request

Accessorie



code: **LED.E201.10830**

Led bulb E27 10W 3000K 240V  
 diameter 37mm / height 116mm



#### DESCRIPTION

Body made in stainless steel with belgian stone or exotic wood  
Degree of protection IP65 - IK07  
Safety sandblasted plexiglass  
Energy class EC: A++/A

#### ACCESSORIES

Spike for ground fixing - Pic 1  
Led Bulb E27

#### ON REQUEST

Other dimensions (customized)  
Other socket for LED (G9, G4, E14 ...)



## DESCRIPTION

---

Body made in stainless steel with belgian stone or exotic wood  
Degree of protection IP65 - IK07  
Safety sandblasted plexiglass  
Energy class EC: A++/A

## ACCESSORIES

---

Spike for ground fixing - Pic 1  
Led Bulb E27

## ON REQUEST

---

Other dimensions (customized)  
Other socket for LED (G9, G4, E14 ...)






code: **954. XX. XX**  
 height |  
 color

E27 LED (max. diameter 52mm / height 160mm)



	Weight (kg)	
	230mm	630mm
41	3,40	10,80
42	2,10	5,50



IP65

230V

IK07




Spirit RFL

code: **960. XX. XX**  
 height |  
 color

E27 LED (max. diameter 52mm / height 160mm)



	Weight (kg)	
	230mm	630mm
41	3,30	10,70
42	2,00	5,40



IP65

230V

IK07



Strida RFL

**HEIGHT**


**23** 230 mm  
**63** 630 mm

**COLOR**

**41** Belgian stone  
**42** Exotic wood (Iroko)

Other socket for LED ( G9, G4, E14,...) = on request

Accessorie



code: **LED.E201.10830**

Led bulb E27 10W 3000K 240V  
 diameter 37mm / height 116mm

EXTERIOR LIGHTING  
 GARDEN BOLLARD - 1,5M





#### DESCRIPTION

---

Body made in stainless steel with belgian stone or exotic wood  
Degree of protection IP65 - IK07  
Safety sandblasted plexiglass  
Energy class EC: A++/A

#### ACCESSORIES

---

Spike for ground fixing - Pic 1  
Led Bulb E27

#### ON REQUEST

---

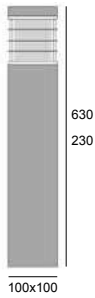
Other dimensions (customized)  
Other socket for LED (G9, G4, E14 ...)

code: **951.XX.XX**  
 height |  
 color

E27 LED (max. diameter 52mm / height 160mm)



	Weight (kg)	
	230mm	630mm
41	4,50	14,50
42	2,80	6,40



- 
- 
- IP65
- 230V
- IK07
- CE
- 



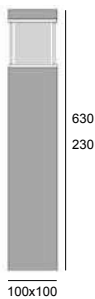
Spirit KFL

code: **957.XX.XX**  
 height |  
 color

E27 LED (max. diameter 52mm / height 160mm)



	Weight (kg)	
	230mm	630mm
41	4,30	14,30
42	2,30	6,10



- 
- 
- IP65
- 230V
- IK07
- CE
- 



Strida KFL

EXTERIOR LIGHTING  
GARDEN BOLLARD - 1,5M

**HEIGHT**


- 23 230 mm
- 63 630 mm

**COLOR**

- 41 Belgian stone
- 42 Exotic wood (Iroko)

Other socket for LED ( G9, G4, E14,...) = on request

Accessorie



code: **LED.E201.10830**

Led bulb E27 10W 3000K 240V  
 diameter 37mm / height 116mm



Totem FL



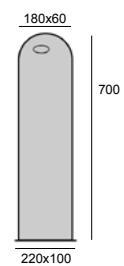
#### DESCRIPTION

Body made in exotic wood «Iroko»  
Base plate in stainless steel  
Available with the following lamps : Cobus A/B/C/D - Octus O/X - Lotus A/B

code: 965.00.42


#### COLOR

42 Exotic wood (Iroko)





available with the following lamps





Cambridge FL



IP45

230V



#### DESCRIPTION

Body made in cast brass  
Screws in brass  
Degree of protection IP45  
Safety sandblasted glass  
Energy class EC: A++/A

#### ACCESSORIES

Led Bulb E27

#### ON REQUEST

Other socket for LED (G9, G4, E14 ...)

code: **114.X.07** E27 LED (max. diameter 50mm / height 137mm)  
height



#### HEIGHT

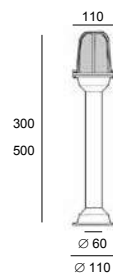
6 300 mm  
7 500 mm



#### COLOR

07 Natural brass

Other socket for LED ( G9, G4, E14,...) = on request



code: **117.X.07** E27 LED (max. diameter 65mm / height 170mm)  
height



#### HEIGHT

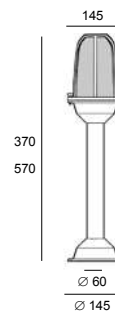
6 370 mm  
7 570 mm




#### COLOR

07 Natural brass

Other socket for LED ( G9, G4, E14,...) = on request



#### Accessorie



code: **LED.E201.10830**

Led bulb E27 10W 3000K 240V  
diameter 37mm / height 116mm



**EXTERIOR LIGHTING**  
GARDEN BOLLARD - 1,5M



Agence ART PAÏS / Photographe : Isabelle SMOLINSKI  
Aménagement d'un «Open Space» extérieur au sein des bureaux du groupe Lagardère Carré Daumesnil Paris XIIe.






Exterior

Garden bollard + 1,5m



Torga L



**DESCRIPTION**

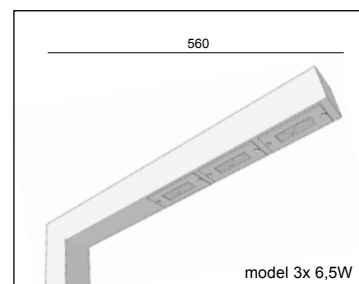
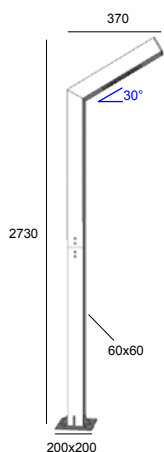
Body made in profile aluminum  
 Screws in stainless steel  
 Degree of protection IP65 - IK07  
 Led driver 230V & led incorporated  
 Energy class EC: A+

**ACCESSORIES**

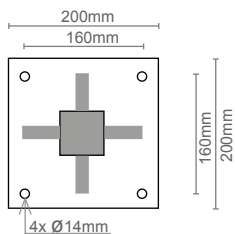
IP68 connection - Connex 2 / 4 / 6

**ON REQUEST**

Other RAL colors  
 Only for 19,5W (3x 6,5W) : 2700K / 4000K  
 Other dimensions (customized)



**Base Plate**



for 4 anchor bolts M10 (not supplied)  
 pour 4 tiges de scellement M10 (non fournies)  
 voor 4 ankerbouten M10 (niet meegeleverd)  
 für 4 Ankerschrauben M10 (nicht enthalten)



code: 8009. 5XXX. XX  
 led color

**LED**

- D87** 13W (8x 1,6W) - 15° - 5000K
- D88** 19,5W (3x 6,5W) - 40° - 5000K
- W87** 13W (8x 1,6W) - 15° - 3000K
- W88** 19,5W (3x 6,5W) - 40° - 3000K

19,5W 2700K / 4000K = on request  
 19,5W Dim-To-Warm 1800K-3000K = on request

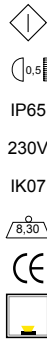
**COLOR**

- 02** Black
- 24** Corten
- 39** Grey

max. efficacy 147lm/W

	Typical luminous flux (lm)	
	13W	19,5W
2700 K		2420
3000 K	1130	2535
4000 K		2630
5000 K	1230	2875





Each part can be fixed as you choice at 90°  
Other dimensions (customized) = on request



**DESCRIPTION**

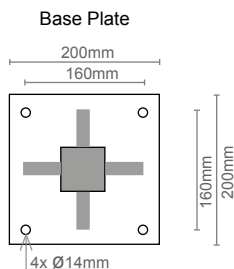
Body made in profile aluminum  
Screws in stainless steel  
Degree of protection IP65 - IK07  
Led driver 230V & led incorporated  
Energy class EC: A+

**ACCESSORIES**

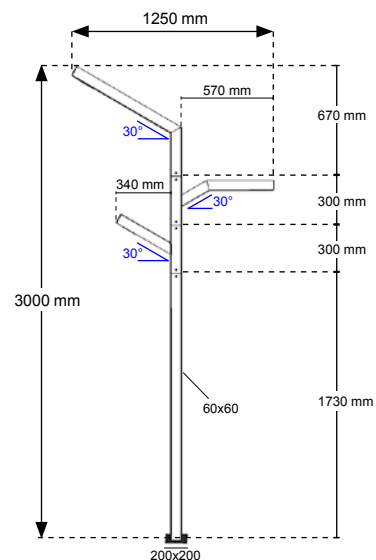
IP68 connection - Connex 2 / 4 / 6

**ON REQUEST**

Other RAL colors  
Other led colors: 2700K / 4000K  
Led 57W: 2700K / 3000K / 4000K / 5000K  
Other dimensions (customized)



for 4 anchor bolts M10 (not supplied)  
pour 4 tiges de scellement M10 (non fournies)  
voor 4 ankerbouten M10 (niet meegeleverd)  
für 4 Ankerschrauben M10 (nicht enthalten)



code: 7010.1 XXX . XX  
          |       |  
          led   color

**LED**

**D31** 28,5W (3x 9,5W) - 5000K  
**W31** 28,5W (3x 9,5W) - 3000K

**COLOR**

**02** Black  
**24** Corten  
**39** Grey

2700K / 4000K = on request  
57W: 2700K / 3000K / 4000K / 5000K = on request  
Dim-To-Warm 1800K-3000K = on request

max. efficacy  
140lm/W

Typical luminous flux (lm)		
	28,5W	57W
2700 K	3360	6720
3000 K	3520	7040
4000 K	3650	7300
5000 K	4000	8000



**EXTERIOR LIGHTING**  
GARDEN BOLLARD + 1,5M



Artist



Sampa L1



Sampa L2



IP65

230V

IK08



#### DESCRIPTION

Body made in profile aluminum  
 Screws in stainless steel  
 Asymmetrical silicone lens anti-UV, efficiency 89%  
 Mechanical strength of the luminaire: IK08  
 Degree of protection IP65  
 Led driver 230V & led incorporated  
 Energy class EC: A+

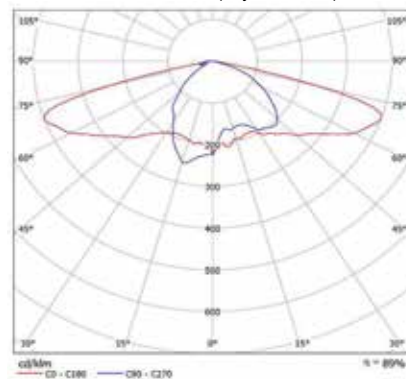
#### ACCESSORIES

IP68 connection - Connex 2 / 4 / 6

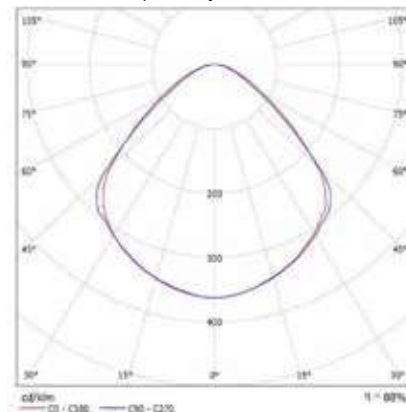
#### ON REQUEST

Other RAL colors or dimensions (customized)  
 Other led colors: 2700K / 5000K  
 Led 9,5W or 30W: 2700K / 3000K / 4000K / 5000K  
 Other Lens (symmetrical 100°)  
 Presence or motion detector (around 8m)

Standard Lens (asymmetrical)



On request: symmetrical lens



IP65

230V

IK08

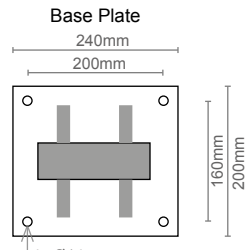
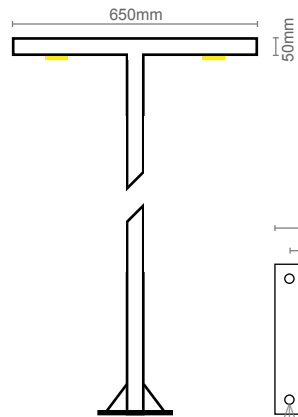
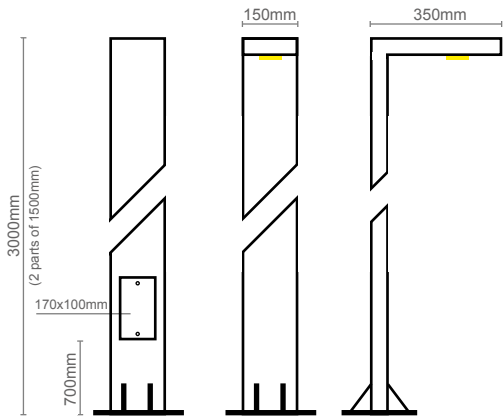
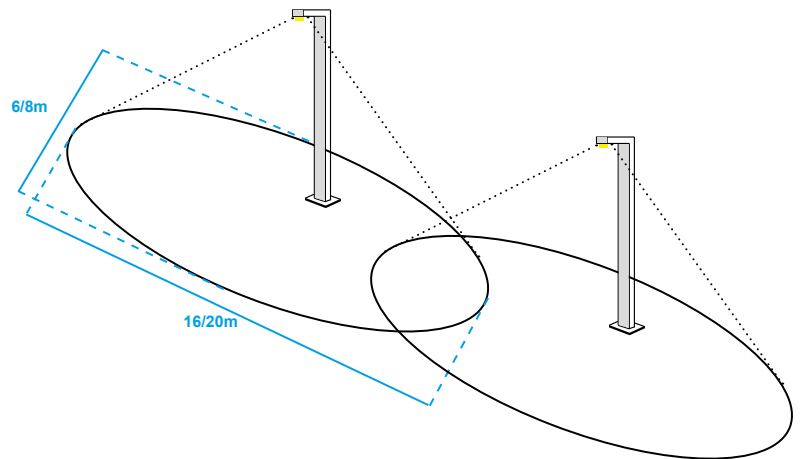


## Applications

- Footpath
- Car park
- Park
- Building entrance
- Bicycle path
- PRM area

## Advantages

- Timeless design
- Robust (IK08)
- Also available with presence or motion detector for:
  - standby function with orientation lighting of 10%
  - significant energy savings
  - a reduction of light pollution
  - a convenient and secure function to the site
  - an extension to the LED lifetime
- Also available with driver 0-10V dimmable 0 - 100%



**Base Plate**  
 240mm  
 200mm  
 4x Ø14mm  
 for 4 anchor bolts M10 (not supplied)  
 pour 4 tiges de scellement M10 (non fournies)  
 voor 4 ankerbouten M10 (niet meegeleverd)  
 für 4 Ankerschrauben M10 (nicht enthalten)

**code: 7017.L1 XX . XX** Sampa L1 - 1 side (1 x 15W)  
 led | color

**code: 7017.L2 XX . XX** Sampa L2 - 2 sides (2 x 15W)  
 led | color

### LED

**N3** 15W - 4000K  
**W3** 15W - 3000K

### COLOR

**02** Black  
**24** Corten  
**39** Grey  
**48** Dark Grey (RAL 7016 structured)

2700K / 5000K = on request  
 9,5W, 30W or more : 2700K / 3000K / 4000K / 5000K = on request

max.  
 efficacy  
 152lm/W

Typical luminous flux (lm)			
	9,5W	15W	30W
2700 K	1215	1887	3774
3000 K	1265	1966	3932
4000 K	1316	2084	4168
5000 K	1443	2103	4206

Available on request



with detector





**DESCRIPTION**

Body made in aluminum  
 Screws in stainless steel  
 Degree of protection IP65 - IK07  
 Safety sandblasted plexiglass  
 Led driver 230V & led incorporated  
 Energy class EC: A+

**ACCESSORIES**

Base plate d.200mm - Stic

**ON REQUEST**


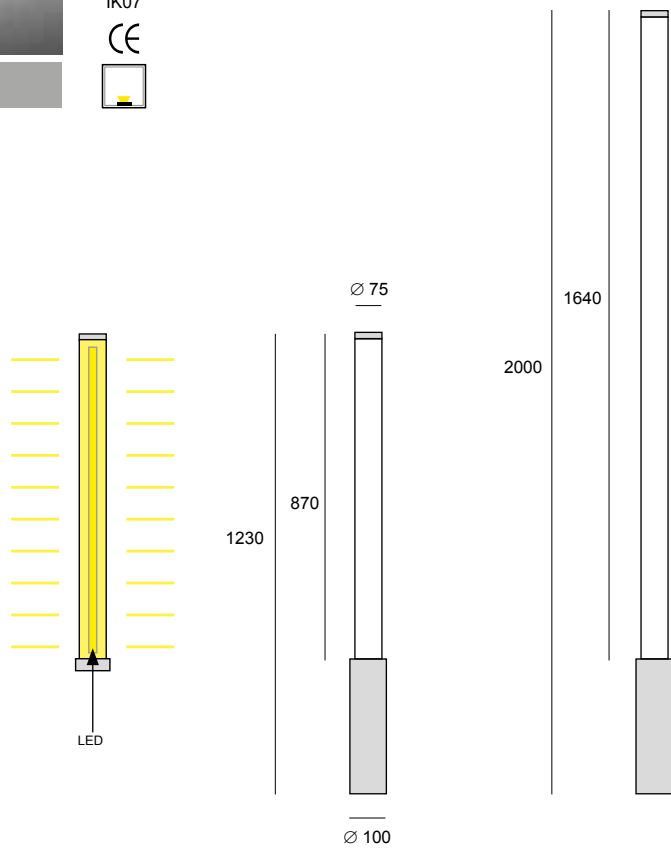
Other RAL colors  
 Other led colors: 2700K / 4000K / 6500K  
 Other dimensions (customized)



IP65

230V

IK07









code: 7018.X W30 . XX  
           ↑          ↑  
 height      color

**HEIGHT**

- |   |                      |   |
|---|----------------------|---|
| 1 | 1230mm / 20W - 3000K |  |
| 2 | 2000mm / 40W - 3000K |  |

**COLOR**







- 02 Black
- 24 Corten
- 32 Anodized aluminum
- 39 Grey
- 48 Dark Grey (RAL 7016 structured)

max.  
efficacy  
139lm/W

	Typical luminous flux (lm)	
	20W	40W
2700 K	2500	5000
3000 K	2640	5280
4000 K	2780	5560
6500 K	2780	5560



Eros FL

- 
- 
- 
- 
- 
- 

**DESCRIPTION**

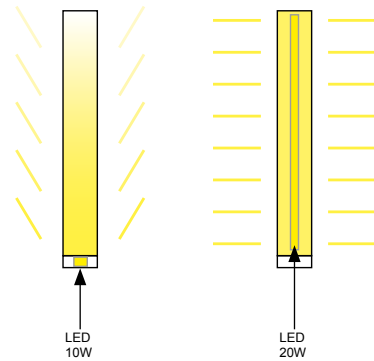
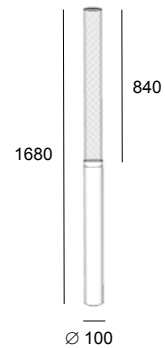
Body made in aluminum  
 Screws in stainless steel  
 Degree of protection IP65 - IK07  
 Safety sandblasted plexiglass  
 Led driver 230V & led incorporated  
 Energy class EC: A+

**ACCESSORIES**

Base plate d.200mm - Stic

**ON REQUEST**

Other RAL colors  
 Led 10W: 2700K or Dim-To-Warm 1800K-3000K  
 Led 20W: 2700K / 4000K / 6500K  
 Other dimensions (customized)



max. efficacy 139lm/W

Typical luminous flux (lm)		
	10W	20W
2700 K	860	2500
3000 K	900	2640
4000 K		2780
6500 K		2780

code: **8020 .1 WXX. XX**  
 led | color


**LED**


- W41** 10W - 3000K
- W51** 20W - 3000K

**COLOR**

- 02** Black
- 24** Corten
- 32** Anodized aluminum
- 39** Grey

10W 2700K or Dim-To-Warm 1800K-3000K = on request  
 20W 2700K / 4000K / 6500K = on request





EXTERIOR LIGHTING  
GARDEN BOLLARD + 1,5M



Agence ART PAIS / Photographe : Isabelle SMOLINSKI  
Aménagement d'un «Open Space» extérieur au sein des bureaux du groupe Lagardère Carré Daumesnil Paris XIIe.



Elyo FL

#### DESCRIPTION

Body made in aluminum or stainless steel  
 Screws in stainless steel  
 Degree of protection IP65 - IK09  
 Safety clear polycarbonate  
 (2G11) Electronic ballast 230V included  
 (LED) Driver 230V & led incorporated  
 Reflector made in aluminum  
 (2G11) Bulb not included  
 Energy class EC: A+ (LED) or A (2G11)

#### ACCESSORIES

Spike for ground fixing - Pic 1 (not for 2000mm)  
 Base plate d.200mm - Stic

#### ON REQUEST


Other RAL colors  
 Other led colors: 2700K / 4000K / 6500K  
 Other dimensions (customized)



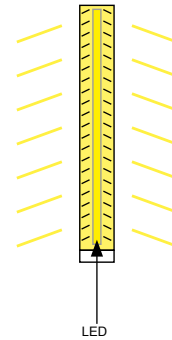
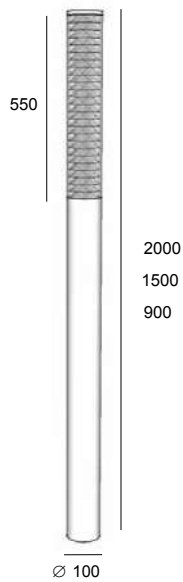
IP65

230V

IK09



Weight (kg)			
	900mm	1500mm	2000mm
02,24,39	3,40	5,50	7,30
04	4,90	9,40	13,20



max. efficacy 120lm/W

code: 217. X X . XX for Fluo 2G11 version

height  
bulb  
color

code: 217. X XXX . XX for LED version

height  
led  
color

	Typical luminous flux (lm)				
	13W	20W	40W	55W	80W
2700 K	1500	2200	3500	4800	
3000 K	1585	2300	3500	4800	6500
4000 K	1670	2400	3500	4800	6500
6500 K	1670	2400			

#### HEIGHT

- 1 900 mm (only 40W or Led)
- 2 1500 mm
- 3 2000 mm

#### BULB / LED


- 1 FLUO 2G11 - 40W
- 2 FLUO 2G11 - 55W
- 3 FLUO 2G11 - 80W
- W31 LED 13W - 3000K
- W32 LED 20W - 3000K

#### COLOR




- 02 Black
- 04 Brushed stainless steel
- 24 corten
- 39 Grey

LED 2700K / 4000K / 6500K = on request





# Recessed lighting comparative table

Product name	Ø minimum 	minimum embedment height 	Type	module LED included										220-240V 											
				350mA					500 mA	700 mA	220-240V														
				1,2W	3,2W	6,5W	9,5W	RGB 17W	16,5W	24W	1,2W	3W	3,2W		6W	6,5W	9,5W	10W	16,5W	23W					
Zona	32mm	85mm	A	X	X																				
Zona V-H-X	32mm	85mm	D	X	X																				
Tango R - K	32mm	85mm	D	X	X																				
Genesis	40mm	65mm	C	X																					
Xeno	45mm	100mm	B	X	X																				
Venus	45mm	100mm	A											X											
Zaxor Mini	65mm	100/130mm	A	X	X	X							X		X										
Zaxor UX Led	65mm	100/130mm	D	X	X	X							X		X										
Bolas	78mm	145mm	A																						X
Bolas LED	78mm	90/95mm	A												X						X				
Bolas HPL	78mm	90/95mm	A			X	X			X															
Bolas V-H-X	78mm	90/95mm	D			X	X			X											X				
Zaxor GZ	100mm	105/165mm	A																						X
Zaxor GZ-O	100mm	120/180mm	B																						X
Zaxor LED	100mm	100/145mm	A		X	X	X			X	X				X	X									
Zaxor LED-O	100mm	170/215mm	B		X	X	X							X	X	X									
Bolas O-HP Led	150mm	180/210mm	B				X			X					X						X				
Zaxor HP LED	150mm	140mm	A							X															X
Zaxor O-HP LED	200mm	170mm	B							X															X

	recessed diameter	minimum embedment height	Type	LED included		
				200mA	350mA	450mA
				7W	13W	16W
Zaxor 10°	100mm	115mm	A	X	X	X



Exterior

Floor Uplighting



Micro TR



IP65  
IK09



**DESCRIPTION**

Body made in solid aluminum or stainless steel  
Screws in stainless steel  
Degree of protection IP65 - IK09  
Class 1 (230V) or Class 3 (350mA)  
Safety plexiglass  
Led 3,2W 350mA or 3W 230V incorporated  
Energy class EC: A+ (350mA) or A (230V)



**ACCESSORIES**

Led driver 350mA CC (not for 230V model)  
Lens 10° - code: AC.8041.32

**ON REQUEST**

Other RAL colors or anodized black  
Other materials (brass / copper)  
Only for led 3W 230V : 3000K  
Only for led 3,2W 350mA : 3000K / 4000K  
Other dimensions (customized)



	Typical luminous flux (lm)	
	3W	3,2W
2700 K	170	337
3000 K	170	354
4000 K		380
5000 K		381

code: 1107. XXX . XX  
                  |          |  
                  led   color

**LED**

**D32** 3,2W 350mA - 5000K - 70°  
**W03** 3W 230V - 2700K - 70°  
**W32** 3,2W 350mA - 2700K - 70°

**COLOR**

**01** White  
**02** Black  
**04** Brushed stainless steel  
**32** Anodized aluminum

3W 3000K = on request  
3,2W 3000K / 4000K = on request



Max TR



IP65  
230V  
IK09



**DESCRIPTION**

Body made in aluminum, stainless steel, brass or copper  
Screws in stainless steel  
Degree of protection IP65 - IK09  
Safety clear plexiglass  
Energy class EC: A+/A



**ACCESSORIES**

Anti-glare ring - code: AC.7001.AG.\_.\_

**ON REQUEST**

Other RAL colors  
Anodised aluminum or black  
Other dimensions (customized)

code: 756. GU . XX  
                  |          |  
                  color



**BULB**

**GU** GU10 LED (max. height 58mm)

**COLOR**

**00** Natural brushed aluminum   
**02** Black   
**04** Brushed stainless steel   
**07** Brushed brass   
**21** Brushed copper   
**39** Grey



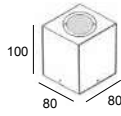


### DESCRIPTION

Body made in solid anodized aluminum  
Screws in stainless steel  
Degree of protection IP65  
Safety clear glass  
Energy class EC: A++/A

### ON REQUEST

IK09 with clear or sandblasted safety plexiglass



code: 906.GU.XX

color



### BULB

GU GU10 LED (max. height 52mm)

### COLOR


02A Anodized black  
32 Anodized aluminum



IP65

230V

IK04



Cube TR





Zona R



Zona S

**DESCRIPTION**

Body made in solid anodized aluminum  
 Cover plate in stainless steel  
 Degree of protection IP68, water depth up to 1m  
 Safety extra clear glass  
 Led 350mA incorporated  
 Provided with 1m cable  
 Max. 1000kg  
 Energy class EC: A+



IP68

350mA

IK06

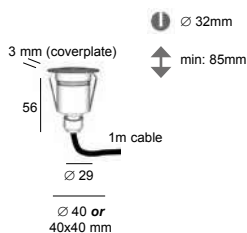


**ACCESSORIES**

Recessed box - Pop 9a or Pop 9b  
 Led driver 350mA CC  
 IP68 connection : Connex 2 / Connex 3

**ON REQUEST**

Other materials (brass / copper ... )  
 Sandblasted glass  
 Only for led 3,2W: 3000K / 4000K  
 Other cover plate dimensions (customized)  
 Other cable length (customized)



max. efficacy 120lm/W

	Typical luminous flux (lm)	
	1,2W	3,2W
2700 K	125	337
3000 K	135	354
4000 K		380
5000 K	145	381



code: 8022. XXX .04  
 led



code: 8023. XXX .04  
 led



**LED**

- D11 1,2W - 5000K - 10°
- D13 1,2W - 5000K - 35°
- D31 3,2W - 5000K - 30°
- D32 3,2W - 5000K - 45°
- W11 1,2W - 2700K - 10°
- W13 1,2W - 2700K - 35°
- W31 3,2W - 2700K - 30°
- W32 3,2W - 2700K - 45°

1,2W 3000K = on request  
 3,2W 3000K / 4000K = on request

For some applications, on request, led 1,2W can be used with a driver 500mA to obtain for example: 1,75W 10° - 5000K - 205 lumens

**COLOR**

- 04 Brushed stainless steel



**EXTERIOR LIGHTING**  
FLOOR UPLIGHTING - Recessed



Zona V



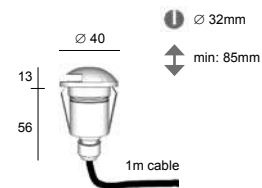
IP68

350mA

IK10



code: 8084V. XXX . XX



Zona H



IP68

350mA

IK10



code: 8084H. XXX . XX




Zona X



IP68

350mA

IK10



code: 8084X. XXX . XX  
led color

**LED**

**D30** 3,2W - 5000K  
**W30** 3,2W - 2700K

**COLOR**

**16** Brushed stainless steel 316L  
**21** Brushed copper

3000K / 4000K = on request



#### DESCRIPTION

Body made in solid anodized aluminum or solid brass  
 Cover plate in stainless steel 316L or copper  
 Degree of protection IP68, water depth up to 1m  
 Safety clear plexiglass  
 Led 3,2W - 350mA incorporated  
 Provided with 1m cable  
 Max. 1500kg  
 Energy class EC: A

#### ACCESSORIES

Recessed box - Pop 9a or Pop 9b  
 Led driver 350mA CC  
 IP68 connection : Connex 2 / Connex 3

#### ON REQUEST

Painted in RAL colors  
 Other cover plate materials (brass / ... )  
 Other led colors : 3000K / 4000K  
 Other cable length (customized)

max.  
 efficacy  
 119lm/W

Typical luminous flux (lm)	
3,2W	
2700 K	337
3000 K	354
4000 K	380
5000 K	381





0.5°

IP67

350mA

IK10



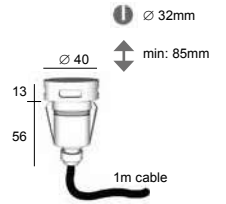
code: 8085H. XXX . XX



code: 8085V. XXX . XX



code: 8085X. XXX . XX  
led color



Tango R



0.5°

IP67

350mA

IK10



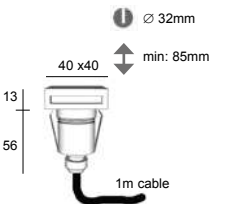
code: 8087H. XXX . XX



code: 8087V. XXX . XX



code: 8087X. XXX . XX  
led color



Tango K

max. efficacy  
119lm/W

Typical luminous flux (lm)	
	3,2W
2700 K	337
3000 K	354
4000 K	380
5000 K	381

**LED**

**D30** 3,2W - 5000K  
**W30** 3,2W - 2700K

3000K / 4000K = on request

**COLOR**

**01** White  
**22** Brown  
**39** Grey  
**48** Dark Grey (RAL 7016 structured)

#### DESCRIPTION

---

Body made in solid aluminum  
Screws in stainless steel  
Degree of protection IP67 - IK10  
Safety clear plexiglass  
Led 3,2W - 350mA incorporated  
Provided with 1m cable  
Energy class EC: A+

#### ACCESSORIES

---

Recessed box - Pop 9a or Pop 9b  
Led driver 350mA CC  
IP68 connection : Connex 2 / Connex 3

#### ON REQUEST

---

Other RAL colors or anodized black  
Other materials (brass / ... )  
Other led colors : 3000K / 4000K  
Other cable length (customized)







**DESCRIPTION**

Body made in solid anodised aluminum  
 Cover plate in stainless steel  
 Degree of protection IP68, water depth up to 1m  
 Safety extra clear glass  
 Led 350mA incorporated  
 Provided with 1m cable  
 Max. 1000kg  
 Energy class EC: A+

**ACCESSORIES**

Recessed box - Pop 1a or Pop 1b  
 Led driver 350mA CC  
 IP68 connection : Connex 2 / Connex 3

**ON REQUEST**

Other materials (brass / copper ... )  
 Sandblasted glass  
 Only for led 3,2W: 3000K / 4000K  
 Other cover plate dimensions (customized)  
 Other cable length (customized)



IP68

350mA

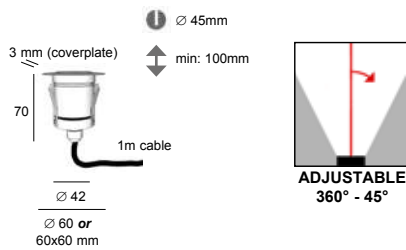
IK06



Xeno R



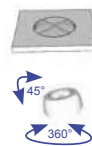
Xeno S



code: 8024. **XXX** .04  
 led



code: 8025. **XXX** .04  
 led



**LED**

- D11 1,2W - 5000K - 10°
- D13 1,2W - 5000K - 35°
- D31 3,2W - 5000K - 30°
- D32 3,2W - 5000K - 45°
- W11 1,2W - 2700K - 10°
- W13 1,2W - 2700K - 35°
- W31 3,2W - 2700K - 30°
- W32 3,2W - 2700K - 45°

**COLOR**

- 04 Brushed stainless steel

max. efficacy  
 120lm/W

	Typical luminous flux (lm)	
	1,2W	3,2W
2700 K	125	337
3000 K	135	354
4000 K		380
5000 K	145	381

1,2W 3000K = on request  
 3,2W 3000K / 4000K = on request

For some applications, on request, led 1,2W can be used with a driver 500mA to obtain for example: 1,75W 10° - 5000K - 205 lumens



Genesis



IP66

350mA



**DESCRIPTION**

Body made in solid stainless steel or brass  
 Degree of protection IP66  
 Safety sandblasted glass  
 Led module 350mA incorporated  
 Provided with 20cm cable  
 Energy class EC: A+

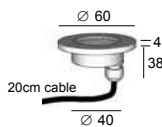
**ACCESSORIES**

Recessed box - Pop 3  
 Led driver 350mA CC  
 IP68 connection : Connex 2 / Connex 3

**ON REQUEST**

Other RAL colors or anodized black  
 Other led color: 3000K  
 Other cable length (customized)

code: 1152. **XXX** . **XX**  
 led | color



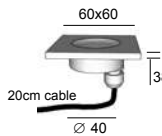
Ø 40mm

min: 65mm

fixing is also possible with 2 screws  
 distances: 50mm

max. efficacy  
 120lm/W

code: 1153. **XXX** . **XX**  
 led | color



	Typical luminous flux (lm)	
	1,2W	3,2W
2700 K	125	337
3000 K	135	354
4000 K		380
5000 K	145	381

**LED**

**D11** 1,2W - 5000K  
**W11** 1,2W - 2700K

**COLOR**

**04** Brushed stainless steel  
**07** Brushed brass

3000K = on request



**DESCRIPTION**

Body made in solid anodized aluminum  
 Cover plate in stainless steel  
 Degree of protection IP67  
 Safety extra clear glass  
 Led 230V incorporated  
 Provided with 1m cable  
 Max. 1000kg  
 Energy class EC: A

**ACCESSORIES**

Recessed box - Pop 1b  
 IP68 connection : Connex 2 / Connex 3

**ON REQUEST**

Other materials (brass / copper ... )  
 Sandblasted glass  
 Other cover plate dimensions (customized)  
 Other cable length (customized)



IP67

230V

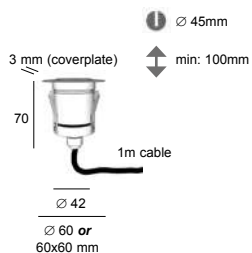
IK06



Venus-R



Venus-S



max. efficacy 40lm/W

Typical luminous flux (lm)	
	3W
2700 K	170
3000 K	170



code: 7014. XXX .04  
 led



code: 7015. XXX .04  
 led



**LED**

**W27** 3W 230V - 2700K - 35°  
**W30** 3W 230V - 3000K - 35°

3W 10° = on request

**COLOR**

**04** Brushed stainless steel

EXTERIOR LIGHTING  
 FLOOR UPLIGHTING - Recessed

**EXTRA CLEAR GLASS**




code : 1

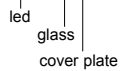
**SANDBLASTED GLASS**



code : 2



code: 2257 XXXC X X .16 Without driver (350mA)



# Zaxor Mini

Fixed

LED	GLASS	COVER PLATE	COLOR
<b>D14</b> 1,2W - 5000K - 35°	<b>1</b> Extra clear glass	<b>7</b> Round d.75mm	<b>16</b> Brushed stainless steel 316L
<b>D37</b> 3,2W - 5000K - 45°	<b>2</b> Sandblasted glass	<b>8</b> Square 75x75mm	
<b>D67</b> 6,5W - 5000K - 45°		<b>9</b> Round d.100mm	
<b>W14</b> 1,2W - 2700K - 35°		<b>D</b> Square 100x100mm	
<b>W37</b> 3,2W - 2700K - 45°			
<b>W67</b> 6,5W - 2700K - 45°			

1,2W 3000K = on request  
3,2W & 6,5W 3000K / 4000K = on request

1,2W 10° = on request  
3,2W or 6,5W 30° = on request

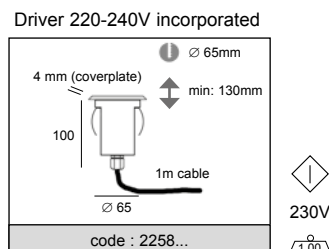
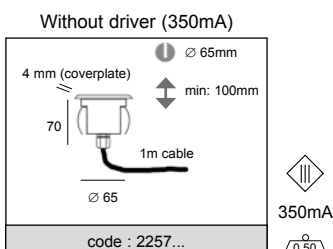
code: 2258 XXXC X X .16 Driver 220-240V incorporated




LED	GLASS	COVER PLATE	COLOR
<b>D14</b> 1,2W - 5000K - 35°	<b>1</b> Extra clear glass	<b>7</b> Round d.75mm	<b>16</b> Brushed stainless steel 316L
<b>D37</b> 3,2W - 5000K - 45°	<b>2</b> Sandblasted glass	<b>8</b> Square 75x75mm	
<b>W14</b> 1,2W - 2700K - 35°		<b>9</b> Round d.100mm	
<b>W37</b> 3,2W - 2700K - 45°		<b>D</b> Square 100x100mm	

1,2W 3000K = on request  
3,2W 3000K / 4000K = on request

1,2W 10° = on request  
3,2W 30° = on request





## DESCRIPTION

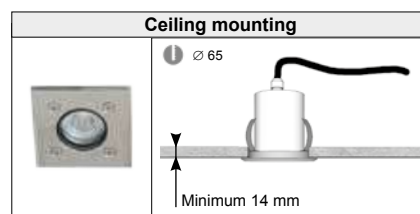
Body made in solid anodised aluminum  
 Cover plate 4mm in stainless steel 316L  
 Screws and spring in stainless steel  
 Safety extra clear or sandblasted glass 10mm thickness  
 Led module incorporated  
 Driver 220-240V incorporated (only code 2258)  
 Max. 2140kg (21000 N)  
 Degree of protection IP67 - IK10  
 Provided with 1m cable  
 Energy class EC: A+

## ACCESSORIES

Recessed box - Pop 4a or Pop 4b  
 Recessed box - Z-Mini box  
 Led driver 350mA CC (only code 2257)  
 IP68 connection - Connex 2 / Connex 3  
 Anti-glare honeycomb : Louver ref: X060.021.3

## ON REQUEST


Other cover plate dimensions (customized)  
 Other materials (brass,...)  
 Only for led 3,2W & 6,5W: 3000K / 4000K  
 Other cable length (customized)  
 Degree of protection IP68 (only code 2257)



	Typical luminous flux (lm)		
	1,2W	3,2W	6,5W
2700 K	125	337	807
3000 K	135	354	845
4000 K	145	380	877
5000 K	145	381	959



2257.xxxC19.16

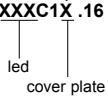


# Zaxor UX-LED

Fixed

code: 2257 XXXC1X .16 Without driver (350mA)

code: 2258 XXXC1X .16 Driver 220-240V incorporated



### LED

**D37** 3,2W - 5000K  
**W37** 3,2W - 2700K

### COVER PLATE

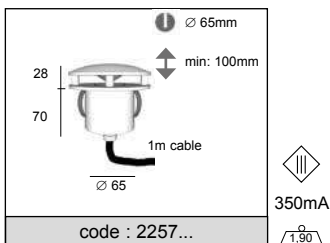
**U** Round d.100mm 180°  
**X** Round d.100mm 360°

### COLOR

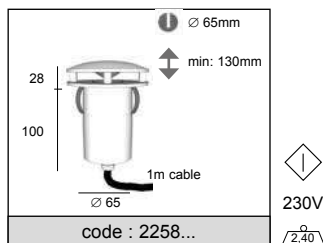
**16** Brushed stainless steel 316L

3000K / 4000K = on request  
6,5W 350mA (without driver) 2700K / 3000K / 4000K / 5000K = on request

Without driver (350mA)



Driver 220-240V incorporated



## DESCRIPTION

Body made in solid anodised aluminum  
Cover plate in stainless steel 316L  
Screws and spring in stainless steel  
Safety extra clear glass 10mm thickness  
Led incorporated  
Driver 220-240V incorporated (only code 2258)  
Max. 2140kg (21000 N)  
Degree of protection IP67 - IK10  
Provided with 1m cable  
Energy class EC: A+

## ACCESSORIES

Recessed box - Pop 4a or Pop 4b  
Recessed box - Z-Mini box  
Led driver 350mA CC (only code 2257)  
IP68 connection - Connex 2 / Connex 3

## ON REQUEST

Other materials (brass,...)  
Other led color : 3000K / 4000K  
Led 6,5W (only code 2257)  
Other cable length (customized)  
Degree of protection IP68 (only code 2257)

max.  
efficacy  
147lm/W

	Typical luminous flux (lm)	
	3,2W	6,5W
2700 K	337	807
3000 K	354	845
4000 K	380	877
5000 K	381	959



IP67

IK10



EXTERIOR LIGHTING  
FLOOR UPLIGHTING - Recessed



code: 800C1GU X.XX

cover plate  
color

# Bolas

Fixed

GU10 LED (max. height 56mm)



## COVER PLATE

**R** Round d.100mm  
**S** Square 100x100mm

## COLOR

**16** Brushed stainless steel 316L  
**21** Copper

## DESCRIPTION

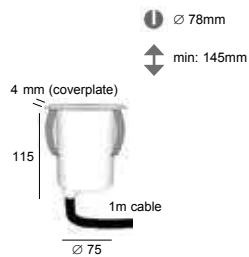
Body made in solid anodised aluminum  
Cover plate 4mm in stainless steel 316L or copper  
Screws and spring in stainless steel  
Safety extra clear glass 10mm thickness  
Max. 2140kg (21000 N)  
Degree of protection IP67 - IK10  
Provided with 1m cable  
Energy class EC: A++/E

## ACCESSORIES


Recessed box : Pop 8b  
IP68 connection - Connex 2 / 3 / 4  
Anti-glare honeycomb : Louver ref: X060.043.3

## ON REQUEST

Other cover plate dimensions (customized)  
Other materials (brass / ... )  
Sandblasted glass  
Other cable length (customized)







**EXTERIOR LIGHTING**  
FLOOR UPLIGHTING - Recessed



IP67

230V


IK10



code: 800C1XXX X.XX  
 led  
 cover plate  
 color

# Bolas LED

Fixed



## LED

- W61** 6W - 3000K - 20°
- W62** 6W - 3000K - 40°
- W71** 10W - 3000K - 20°
- W72** 10W - 3000K - 40°

## COVER PLATE

- R** Round d.100mm
- S** Square 100x100mm

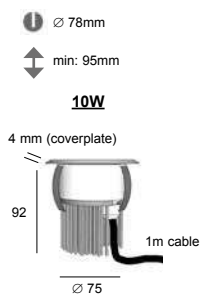
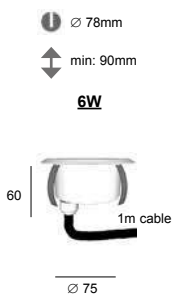
## COLOR

- 16** Brushed stainless steel 316L
- 21** Copper

2700K = on request  
 Dim-To-Warm 1800K-3000K = on request

max. efficacy 90lm/W

Typical luminous flux (lm)		
	6W	10W
2700 K	480	860
3000 K	500	900





#### DESCRIPTION


Body made in solid anodised aluminum  
 Cover plate 4mm in stainless steel 316L or copper  
 Screws and spring in stainless steel  
 Safety extra clear glass 10mm thickness  
 Led module 230V incorporated  
 Max. 2140kg (21000 N)  
 Degree of protection IP67 - IK10  
 Provided with 1m cable  
 Energy class EC: A

#### ACCESSORIES

Recessed box : Pop 8a or Pop 8b  
 IP68 connection - Connex 2 / 3 / 4  
 Anti-glare honeycomb : Louver ref: X060.043.3

#### ON REQUEST

Other cover plate dimensions (customized)  
 Other materials (brass / ... )  
 Sandblasted glass  
 Other cable length (customized)  
 Other led color: 2700K





code: 8028.XXXX.XX

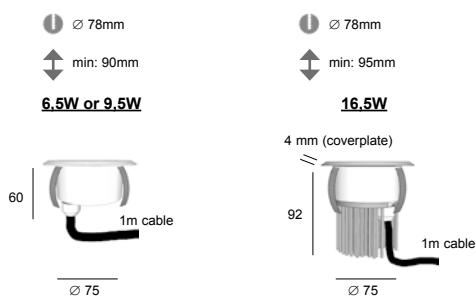
led  
power  
angle°  
cover plate  
color


# Bolas HP Led

Fixed

LED	POWER	ANGLE	COVER PLATE	COLOR
<b>D</b> 5000K	<b>0</b> 6,5W 350mA	<b>1</b> 20°	<b>R</b> Round d.100mm	<b>16</b> Brushed stainless steel 316L
<b>W</b> 2700K	<b>1</b> 9,5W 350mA	<b>3</b> 40°	<b>S</b> Square 100x100mm	<b>21</b> copper
	<b>2</b> 16,5W 500mA			

3000K / 4000K = on request  
Dim-To-Warm 1800K-3000K = on request





**EXTERIOR LIGHTING**  
FLOOR UPLIGHTING - Recessed

## DESCRIPTION

Body made in solid anodised aluminum  
 Cover plate 4mm in stainless steel 316L or copper  
 Screws and spring in stainless steel  
 Safety extra clear glass 10mm thickness  
 Degree of protection IP68, water depth up to 1m  
 Led 350 or 500mA incorporated  
 Provided with 1m cable  
 Max. 2140kg (21000 N)  
 Energy class EC: A+

## ACCESSORIES

Recessed box : Pop 8a or Pop 8b  
 Led driver 350 or 500mA CC  
 IP68 connection : Connex 2 / Connex 3  
 Anti-glare honeycomb : Louver ref: X060.043.3

## ON REQUEST

Other cover plate dimensions (customized)  
 Other materials (brass / ... )  
 Sandblasted glass  
 Other led colors : 3000K / 4000K  
 Other cable length (customized)



max.  
efficacy  
158lm/W


	Typical luminous flux (lm)		
	6,5W	9,5W	16,5W
2700 K	807	1215	2196
3000 K	845	1265	2285
4000 K	877	1316	2373
5000 K	959	1443	2609



Bolas V



Bolas H



Bolas X



DIMMABLE



IP67

IK10



max.  
efficacy  
158lm/W

	Typical luminous flux (lm)			
	6W	10W	9,5W	16,5W
2700 K	480	860	1215	2196
3000 K	500	900	1265	2285
4000 K			1316	2373
5000 K			1443	2609



## DESCRIPTION



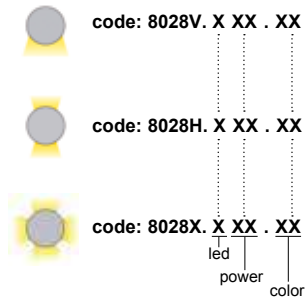
Body made in solid anodized aluminum  
 Safety extra clear glass 10mm thickness  
 Led module 350 or 500mA incorporated  
 (available with led module 6W or 10W 230V)  
 Class 1 (230V) or Class 3 (350/500mA)  
 Degree of protection IP67  
 Provided with 1m cable  
 Max. 2140kg (21000 N)  
 Energy class EC: A+ (350mA) or A (230V)

## ACCESSORIES

Recessed box - Pop 8a or 8b  
 Led driver 350 or 500mA CC  
 IP68 connection : Connex 2 / Connex 3

## ON REQUEST

Other RAL colors or anodized black  
 Other materials (brass / copper / ...)  
 Other led color  
 Other cable length (customized)



## LED

**D** 5000K  
**N** 4000K  
**W** 2700K

3000K = on request  
 6,5W 350mA 2700K / 3000K / 4000K / 5000K = on request  
 Dim-To-Warm 1800K-3000K = on request

## POWER

**13** 9,5W - 350mA  
**23** 16,5W - 500mA

## COLOR

**02** Black  
**32** Anodized aluminum  
**39** Grey

## LED

**W** 3000K

2700K = on request  
 Dim-To-Warm 1800K-3000K = on request

## POWER

**63** 6,0W - 230V  
**73** 10,0W - 230V

## COLOR

**02** Black  
**32** Anodized aluminum  
**39** Grey

**CLEAR GLASS**




code : 1

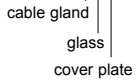
**SANDBLASTED GLASS**



code : 2



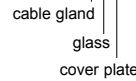
code: 2201XXX .16



# Zaxor GZ

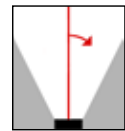
Fixed

code: 2211XXX .16



# Zaxor GZO

Adjustable



ADJUSTABLE  
360° - 30°

GU10 LED (max. height 56mm)



**CABLE GLAND**

- A** on the bottom
- B** on the side

**GLASS**

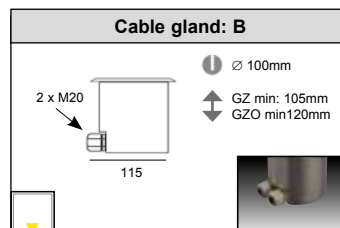
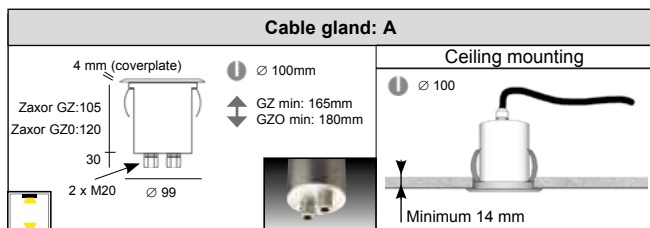
- 1** Extra clear glass
- 2** Sandblasted glass

**COVER PLATE**

- 1** Round d.110mm
- 3** Round d.125mm
- 4** Square 110x110mm
- 6** Square 125x125mm
- A** Round d.150mm
- B** Square 150x150mm

**COLOR**

- 16** Brushed stainless steel 316L







IP67

230V

IK10



#### DESCRIPTION

Body made in solid anodised aluminum  
 Cover plate 4mm in stainless steel 316L  
 Safety extra glass 10mm thickness  
 Screws and spring in stainless steel  
 Degree of protection IP67 - IK10  
 Max. 2140kg (21000 N)  
 Energy class EC: A++/A


#### ACCESSORIES

Recessed box - Pop 5a or 5b (only for cable gland A)  
 Recessed box - Zaxor box (only for cable gland A)  
 IP68 connection - Connex 2 / 3 / 4

#### ON REQUEST

Other cover plate dimensions (customized)  
 Other materials (brass,...)





code: 2277.XXXX.16

Without driver (350/500/700mA)



# Zaxor LED



Fixed

LED	POWER	ANGLE	COVER PLATE	COLOR
<b>D</b> 5000K <b>W</b> 2700K	<b>0</b> 3,2W - 350mA <b>1</b> 6,5W - 350mA <b>2</b> 9,5W - 350mA <b>3</b> 16,5W - 500mA <b>4</b> 24W - 700mA	<b>1</b> 20° <b>3</b> 40°	<b>1</b> Round d.110mm <b>3</b> Round d.125mm <b>4</b> Square 110x110mm <b>6</b> Square 125x125mm <b>A</b> Round d.150mm <b>B</b> Square 150x150mm	<b>16</b> Brushed stainless steel 316L

3000K / 4000K = on request  
Dim-To-Warm 1800K-3000K = on request



	Typical luminous flux (lm)				
	3,2W	6,5W	9,5W	16,5W	24,0W
2700 K	337	807	1215	2196	3070
3000 K	354	845	1265	2285	3200
4000 K	380	877	1316	2373	3300
5000 K	381	959	1443	2609	3650

code: 2278.XXXX.16

Driver 220-240V incorporated  
(Trailing-edge and leading-edge dimming)



LED	POWER	ANGLE	COVER PLATE	COLOR
<b>D</b> 5000K <b>W</b> 2700K	<b>0</b> 3,2W - 230V <b>1</b> 6,5W - 230V <b>2</b> 9,5W - 230V	<b>1</b> 20° <b>3</b> 40°	<b>1</b> Round d.110mm <b>3</b> Round d.125mm <b>4</b> Square 110x110mm <b>6</b> Square 125x125mm <b>A</b> Round d.150mm <b>B</b> Square 150x150mm	<b>16</b> Brushed stainless steel 316L

3000K / 4000K = on request  
Dim-To-Warm 1800K-3000K = on request

Without driver (350mA - 500mA - 700mA)  
code : 2277...

Driver 220-240V incorporated  
code : 2278...

**3.2W . 6.5W or 9.5W**



IP67

230V

IK10




2278.XXX3.16



#### DESCRIPTION

Body made in solid anodised aluminum  
 Cover plate 4mm in stainless steel 316L  
 Screws and spring in stainless steel  
 Safety extra clear glass 10mm thickness  
 Led incorporated  
 Dimmable driver 220-240V incorporated (only code 2278)  
 Max. 2140kg (21000 N)  
 Degree of protection IP67 - IK10  
 Provided with 1m cable  
 Energy class EC: A+

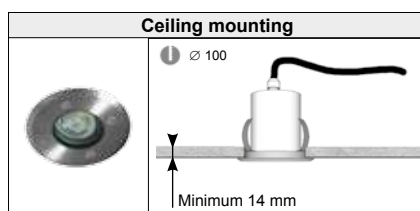



#### ACCESSORIES

Recessed box : Pop 5a or Pop 5b  
 Led driver CC (only for model 2277)  
 IP68 connection : Connex 2 / Connex 3  
 Anti-glare honeycomb : Louver ref: X060.068.3

#### ON REQUEST

Other cover plate dimensions (customized)  
 Other materials (brass,...) / Sandblasted glass  
 Other led colors : 3000K / 4000K  
 Other cable length (customized)  
 Degree of protection IP68





code: 7016.XXX X .16  
 led  
 cover plate

**7W to 17W**  
 Without driver (200 → 450mA)

# Zaxor 10°

Fixed

## LED

**W27** 2700K - 10°  
**W30** 3000K - 10°

## COVER PLATE

**1** Round d.110mm  
**3** Round d.125mm  
**4** Square 110x110mm  
**6** Square 125x125mm  
**A** Round d.150mm  
**B** Square 150x150mm

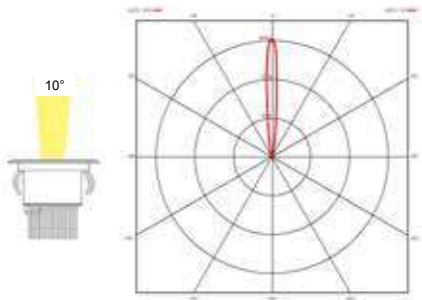
## COLOR

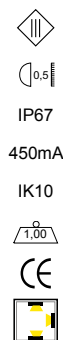

**16** Brushed stainless steel 316L

4000K = on request

max. efficacy  
108lm/W

	Typical luminous flux (lm)		
	200mA 7W	350mA 13W	450mA 17W
2700 K	750	1350	1650
3000 K	800	1400	1750
4000 K	850	1450	1800





EXTERIOR LIGHTING  
FLOOR UPLIGHTING - Recessed

#### DESCRIPTION

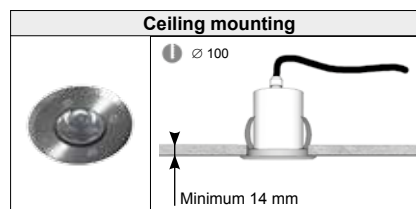
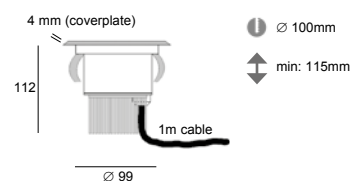
Body made in solid anodised aluminum  
Cover plate 4mm in stainless steel 316L  
Screws and spring in stainless steel  
Safety extra clear glass 10mm thickness  
Led module incorporated  
Max. 2140kg (21000 N)  
Degree of protection IP67 - IK10  
Provided with 1m cable  
Energy class EC: A+


#### ACCESSORIES

Recessed box : Pop 5b  
Recessed box : Zaxor Box  
Led driver CC (from 200mA to 450mA)  
IP68 connection : Connex 2 / Connex 3  
Anti-glare honeycomb : Louver ref: X060.064.3

#### ON REQUEST

Other cover plate dimensions (customized)  
Other materials (brass,...) / Sandblasted glass  
Other led colors : 4000K  
Other cable length (customized)





code: 2407.XXXX .16

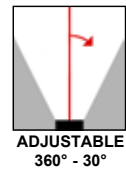
Without driver (350mA)

code: 2408.XXXX .16

Driver 220-240V incorporated  
(Trailing-edge and leading-edge dimming)

led  
power  
cover plate

## Zaxor LED-O



LED	POWER	COVER PLATE	COLOR
<b>D</b> 5000K <b>W</b> 2700K	<b>01</b> 3,2W - 20° <b>03</b> 3,2W - 40° <b>11</b> 6,5W - 20° <b>13</b> 6,5W - 40° <b>21</b> 9,5W - 20° <b>23</b> 9,5W - 40°	<b>1</b> Round d.110mm <b>3</b> Round d.125mm <b>4</b> Square 110x110mm <b>6</b> Square 125x125mm <b>A</b> Round d.150mm <b>B</b> Square 150x150mm	<b>16</b> Brushed stainless steel 316L

3000K / 4000K = on request  
Dim-To-Warm 1800K-3000K = on request

max.  
efficacy  
151lm/W

	Typical luminous flux (lm)		
	3,2W	6,5W	9,5W
2700 K	337	807	1215
3000 K	354	845	1265
4000 K	380	877	1316
5000 K	381	959	1443



2408.xxx3.16

**DESCRIPTION**


Body made in solid anodised aluminum  
 Cover plate 4mm in stainless steel 316L  
 Screws and spring in stainless steel  
 Safety extra clear glass 10mm thickness  
 Led incorporated  
 Dimmable driver 220-240V incorporated (only code 2408)  
 Max. 2140kg (21000 N)  
 Degree of protection IP67 - IK10  
 Provided with 1m cable  
 Energy class EC: A+

**ACCESSORIES**

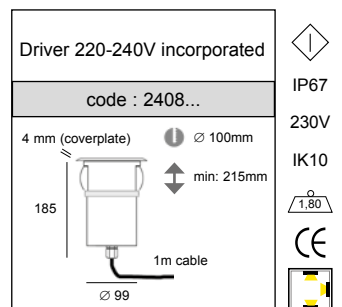
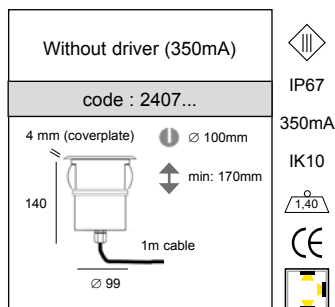
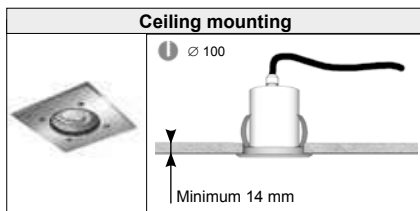
Recessed box : Pop 5b  
 Led driver CC 350mA (only for model 2407)  
 IP68 connection : Connex 2 / Connex 3  
 Anti-glare honeycomb : Louver ref: X060.050.3


**ON REQUEST**

Other cover plate dimensions (customized)  
 Other materials (brass,...) / Sandblasted glass  
 Other led colors : 3000K / 4000K  
 Other cable length (customized)  
 Degree of protection IP68



EXTERIOR LIGHTING  
 FLOOR UPLIGHTING - Recessed



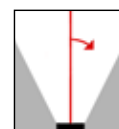


code: 2437XXXX.16 Without driver (350mA or 500mA)

code: 2438XXXX.16 Driver 220-240V incorporated

led  
angle°  
cover plate

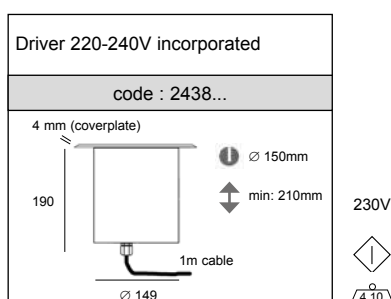
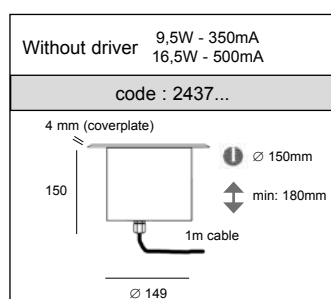
## Bolas O-HP Led




ADJUSTABLE  
360° - 30°

LED	ANGLE	COVER PLATE	COLOR
D1 9,5W - 5000K	1 20°	G Round d.200mm	16 Brushed stainless steel 316L
D2 16,5W - 5000K°	3 40°	H Square 200x200mm	
W1 9,5W - 2700K			
W2 16,5W - 2700K			

3000K / 4000K = on request  
Dim-To-Warm 1800K-3000K = on request







**EXTERIOR LIGHTING**  
FLOOR UPLIGHTING - Recessed

## DESCRIPTION

Body made in profile anodised aluminum  
 Cover plate 4mm in stainless steel 316L  
 Degree of protection IP67 - IK09  
 Safety clear glass 10mm thickness  
 Led incorporated  
 Driver 220-240V incorporated (only code 2438)  
 Provided with 1m cable  
 Max. 1000kg  
 Energy class EC: A+

## ACCESSORIES


Recessed box : Pop 6  
 Led driver 350mA or 500mA CC (only code 2437)  
 Anti-glare honeycomb : Louver ref: X060.050.3  
 IP68 connection : Connex 2 / Connex 3

## ON REQUEST

Other cover plate dimensions (customized)  
 Sandblasted glass  
 Other led colors : 3000K / 4000K  
 Other cable length (customized)

max.  
efficacy  
158lm/W

	Typical luminous flux (lm)	
	9,5W	16,5W
2700 K	1215	2196
3000 K	1265	2285
4000 K	1316	2373
5000 K	1443	2609



code: 2417XXXC1X.16

led  
cover plate

# Zaxor HP Led



Fixed

## LED

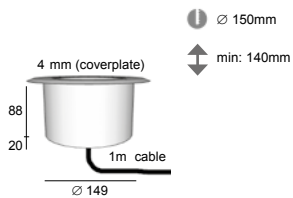
- N75** 23W 230V - 4000K - 24°
- N76** 23W 230V - 4000K - 40°
- W75** 23W 230V - 3000K - 24°
- W76** 23W 230V - 3000K - 40°
- Z75** 17W RGB - 350mA - 24°

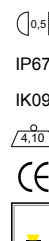
## COVER PLATE

- G** Round d.200mm
- H** Square 200x200mm

## COLOR

- 16** Brushed stainless steel 316L





**EXTERIOR LIGHTING**  
FLOOR UPLIGHTING - Recessed

## DESCRIPTION

Body made in profile anodised aluminum  
Cover plate 4mm in stainless steel 316L  
Screws in stainless steel  
Safety glass 10mm thickness  
Led incorporated  
Max. 1000kg  
Degree of protection IP67 - IK09  
Class 1 (230V) or Class 3 (350mA)  
Provided with 1m cable  
Energy class EC: A

## ACCESSORIES


Recessed box : Pop 6  
Led driver RGB: RGBBox  
IP68 connection : Connex 2 / Connex 3

## ON REQUEST

Other cover plate dimensions (customized)  
Sandblasted glass  
Other cable length (customized)

max.  
efficacy  
85lm/W

Typical luminous flux (lm)	
	23W
3000 K	1850
4000 K	1950

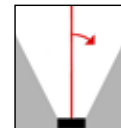


code: 2427XXXC1X.16

led  
cover plate

# Zaxor O-HP Led

Adjustable



ADJUSTABLE  
360° - 30°

## LED

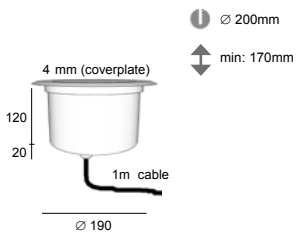
- N75** 23W 230V - 4000K - 24°
- N76** 23W 230V - 4000K - 40°
- W75** 23W 230V - 3000K - 24°
- W76** 23W 230V - 3000K - 40°
- Z75** 17W RGB - 350mA - 24°

## COVER PLATE

- J** Round d.250mm
- K** Square 250x250mm

## COLOR

- 16** Brushed stainless steel 316L





**EXTERIOR LIGHTING**  
FLOOR UPLIGHTING - Recessed

## DESCRIPTION

Body made in profile anodised aluminum  
Cover plate 4mm in stainless steel 316L  
Screws in stainless steel  
Safety glass 12mm thickness  
Led incorporated  
Max. 1500kg  
Degree of protection IP67 - IK09  
Class 1 (230V) or Class 3 (350mA)  
Provided with 1m cable  
Energy class EC: A

## ACCESSORIES

Recessed box : Pop 7  
Led driver RGB: RGBBox  
IP68 connection : Connex 2 / Connex 3

## ON REQUEST

Other cover plate dimensions (customized)  
Sandblasted glass  
Other cable length (customized)

max.  
efficacy  
85lm/W

Typical luminous flux (lm)	
	23W
3000 K	1850
4000 K	1950





completely in  
stainless steel 316L

UNDERWATER LIGHTING



Zona F



IP68

500mA

IK06



### DESCRIPTION

Made completely in solid stainless steel 316L  
 To use only in permanent immersion (underwater)  
 Operation up to a max. water temperature of 35°C  
 Safety extra clear glass  
 Led module COB incorporated  
 Degree of protection IP68, water depth up to 2m  
 Provided with 3m cable  
 Energy class EC: A+

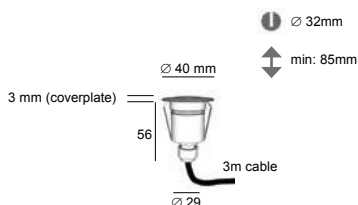


### ACCESSORIES

Led driver AC/CC (from 200mA to 700mA)  
 Led driver DC/CC (12-24VDC/XXXmA)  
 IP68 connection : Connex 2 / Connex 3

### ON REQUEST

Sandblasted glass  
 Other led color: 3000K / 4000K  
 Other led angle: 45°  
 Other cover plate dimensions (customized)  
 Other cable length (customized)



code: 8022F. XXX . XX  
           |          |  
           led      material

### 1,6W to 5W

Without driver (200 → 500mA)



### LED

**D31** 5000K - 30°  
**W31** 2700K - 30°

### MATERIAL


**16** stainless steel 316L  
**16EP** stainless steel 316L + Electropolishing

	Typical luminous flux (lm)		
	200mA	350mA	500mA
2700 K	195	337	457
3000 K	205	354	479
4000 K	220	380	515
5000 K	221	381	516
voltage DC	8V	9,1V	10V

3000K / 4000K = on request  
 45° = on request

Regarding Electropolishing treatment (16EP), please refer to the information pages of this catalog for explanations.





EXTERIOR LIGHTING  
UNDERWATER LIGHTING

code: 8024F. XXX . XX  
 led material



**1,6W to 5W**  
 Without driver (200 → 500mA)

max. efficacy  
138lm/W

**LED**

- D31** 5000K - 30°
- W31** 2700K - 30°

3000K / 4000K = on request  
 45° = on request

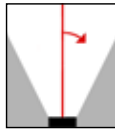
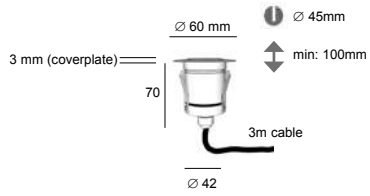
**MATERIAL**

- 16** stainless steel 316L
- 16EP** stainless steel 316L + Electropolishing

	Typical luminous flux (lm)		
	200mA 1,6W	350mA 3,2W	500mA 5W
2700 K	195	337	457
3000 K	205	354	479
4000 K	220	380	515
5000 K	221	381	516
voltage DC	8V	9,1V	10V



Regarding Electropolishing treatment (16EP), please refer to the information pages of this catalog for explanations.



ORIENTABLE  
 360° - 45°

- 
- 
- IP68
- 500mA
- 
- IK06
- 
- 



Xeno F



**DESCRIPTION**

Made completely in solid stainless steel 316L  
 To use only in permanent immersion (underwater)  
 Operation up to a max. water temperature of 35°C  
 Safety extra clear glass  
 Led module COB incorporated  
 Degree of protection IP68, water depth up to 2m  
 Provided with 3m cable  
 Energy class EC: A+

**ACCESSORIES**

Led driver AC/CC (from 200mA to 700mA)  
 Led driver DC/CC (12-24VDC/XXXmA)  
 IP68 connection : Connex 2 / Connex 3


**ON REQUEST**

Sandblasted glass  
 Other led color: 3000K / 4000K  
 Other led angle: 45°  
 Other cover plate dimensions (customized)  
 Other cable length (customized)



EXTERIOR LIGHTING  
 UNDERWATER LIGHTING





Bolas F



IP68

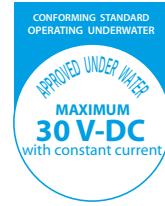
700mA

IK10



### DESCRIPTION

Made completely in solid stainless steel 316L  
 To use only in permanent immersion (underwater)  
 Operation up to a max. water temperature of 35°C  
 Safety extra clear glass 10mm thickness  
 Led module COB incorporated  
 Degree of protection IP68, water depth up to 2m  
 Provided with 3m cable  
 Energy class EC: A+



### ACCESSORIES

Led driver AC/CC (from 200mA to 700mA)  
 Led driver DC/CC (24VDC/XXXmA)  
 IP68 connection : Connex 2 / Connex 3  
 Anti-glare honeycomb : Louver ref: X060.043.3

### ON REQUEST

Sandblasted glass  
 Other led color: 3000K / 4000K  
 Other led angle: 20°  
 Other cover plate dimensions (customized)  
 Other cable length (customized)

code: 8028F. **XXX** . **XX**  
 led material

**3,2W to 13W**  
 Without driver (200 → 700mA)

max. efficacy 172lm/W

### LED

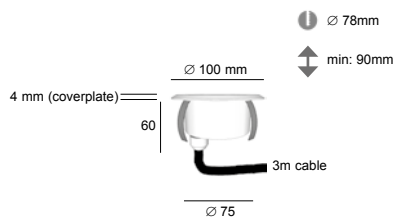
**D03** 5000K - 40°  
**W03** 2700K - 40°

3000K / 4000K = on request  
 20° = on request


### MATERIAL

**16** stainless steel 316L  
**16EP** stainless steel 316L + Electropolishing

	Typical luminous flux (lm)			
	200mA 3,2W	350mA 6,2W	500mA 9W	700mA 13W
2700 K	455	807	1120	1509
3000 K	480	845	1173	1580
4000 K	500	877	1218	1641
5000 K	550	959	1332	1794
voltage DC	16V	17,7V	18V	18,6V



Regarding Electropolishing treatment (16EP), please refer to the information pages of this catalog for explanations.



EXTERIOR LIGHTING  
UNDERWATER LIGHTING





Kozi F



IP68

500mA

IK06



## DESCRIPTION

Made completely in solid stainless steel 316L  
 To use only in permanent immersion (underwater)  
 Operation up to a max. water temperature of 35°C  
 Safety extra clear glass  
 Led module COB incorporated  
 Degree of protection IP68, water depth up to 1m  
 Provided with 3m cable  
 Energy class EC: A+



## ACCESSORIES

Led driver AC/CC (from 200mA to 700mA)  
 Led driver DC/CC (12-24VDC/XXXmA)  
 IP68 connection : Connex 2 / Connex 3

## ON REQUEST

Sandblasted glass  
 Other led color: 3000K / 4000K  
 Other led angle: 45°  
 Other cable length (customized)

code: 8042F. **XXX** . **XX**  
 led material  
**1,6W to 5W**  
 Without driver (200 → 500mA)

max. efficacy 138lm/W

## LED

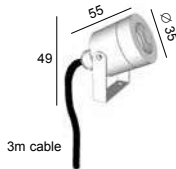
**D31** 5000K - 30°  
**W31** 2700K - 30°

3000K / 4000K = on request  
 45° = on request

## MATERIAL

**16** stainless steel 316L  
**16EP** stainless steel 316L + Electropolishing

	Typical luminous flux (lm)		
	200mA 1,6W	350mA 3,2W	500mA 5W
2700 K	195	337	457
3000 K	205	354	479
4000 K	220	380	515
5000 K	221	381	516
voltage DC	8V	9,1V	10V



Regarding Electropolishing treatment (16EP), please refer to the information pages of this catalog for explanations.



**EXTERIOR LIGHTING**  
UNDERWATER LIGHTING



Saturn F



IP68

700mA

IK10



**DESCRIPTION**

Made completely in solid stainless steel 316L  
 To use only in permanent immersion (underwater)  
 Operation up to a max. water temperature of 35°C  
 Safety extra clear glass 10mm thickness  
 Led module COB incorporated  
 Degree of protection IP68, water depth up to 1m  
 Provided with 3m cable  
 Energy class EC: A+



**ACCESSORIES**

Led driver AC/CC (from 200mA to 700mA)  
 Led driver DC/CC (24VDC/XXXmA)  
 IP68 connection : Connex 2 / Connex 3  
 Anti-glare honeycomb : Louver ref. X060.043.3

**ON REQUEST**

Sandblasted glass  
 Other led color: 3000K / 4000K  
 Other led angle: 20°  
 Other cable length (customized)

**3,2W to 13W**

Without driver (200 → 700mA)

code: 8029F. **XXX** . **XX**  
 led material

**LED**

**D03** 5000K - 40°  
**W03** 2700K - 40°

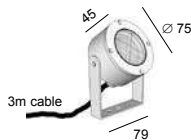
**MATERIAL**

**16** stainless steel 316L  
**16EP** stainless steel 316L + Electropolishing

3000K / 4000K = on request  
 20° = on request




	Typical luminous flux (lm)			
	200mA 3,2W	350mA 6,2W	500mA 9W	700mA 13W
2700 K	455	807	1120	1509
3000 K	480	845	1173	1580
4000 K	500	877	1218	1641
5000 K	550	959	1332	1794
voltage DC	16V	17,7V	18V	18,6V



Regarding Electropolishing treatment (16EP), please refer to the information pages of this catalog for explanations.


































EXTERIOR LIGHTING  
UNDERWATER LIGHTING


















# ACCESSORIES

## LED Power Supply AC/CC 350mA Constant Current

					
LED DRIVER	350mA 1,2W	350mA 2-3,2W	350mA 1-6W	350mA 3-10W	350mA 1-12W
CODE	<b>X021</b>	<b>X020</b>	<b>X022</b>	<b>X037.DIM</b>	<b>X014</b>
	 CE  IP65	 CE  IP65	 CE  IP67	 CE  IP67	 CE  IP67
Dimensions: L x W x H (mm)	37 x 26 x 21	37 x 26 x 21	45 x 45 x 25	67 x 41 x 34	81 x 35 x 23
Input	100-240V 50-60Hz	220-240V 50-60Hz	120-240V 50-60Hz	220-240V 50-60Hz	120-240V 50-60Hz
Output	0,5-4V DC	5-10V DC	2-20V DC	9-31V DC	2-35V DC
Dim	no	no	no	yes (100% → 5%)*	no

					
LED DRIVER	350mA 3-18W	350mA 16-25W	350mA 14-26W	350mA 25-37W	350mA 35-70W
CODE	<b>X032</b>	<b>X040</b>	<b>X043</b>	<b>X073</b>	<b>X074</b>
	 CE  IP67	 CE  IP20	 CE  IP66	 CE  IP30	 CE  IP67
Dimensions: L x W x H (mm)	133 x 40 x 30	131 x 38 x 29	78 x 65 x 27	128 x 60 x 32	171 x 62 x 37
Input	220-240V 50-60Hz	220-240V 50-60Hz	100-240V 50-60Hz	220-240V 50-60Hz	90-305V 50-60Hz
Output	4-52V DC	45-72V DC	38-75V DC	70-108V DC	100-200V DC
Dim	yes (100% → 35%)*	yes (100% → 5%)*	yes (100% → 10%)**	yes (100% → 5%)*	yes (100% → 10%)**











## LED Power Supply AC/CC 500mA Constant Current

					
LED DRIVER	500mA 1-12W	500mA 16-25W	500mA 6-26W	500mA 35-54W	500mA 38-75W
CODE	<b>X030</b>	<b>X026</b>	<b>X033</b>	<b>X076</b>	<b>X077</b>
	 CE  IP67	 CE  IP20	 CE  IP67	 CE  IP30	 CE  IP67
Dimensions: L x W x H (mm)	81 x 35 x 23	131 x 38 x 29	133 x 40 x 30	128 x 60 x 32	180 x 63 x 36
Input	120-240V 50-60Hz	220-240V 50-60Hz	220-240V 50-60Hz	220-240V 50-60Hz	220-240V 50-60Hz
Output	2-26V DC	32-50V DC	12-52V DC	70-108V DC	75-150V DC
Dim	no	yes (100% → 5%)*	yes (100% → 25%)*	yes (100% → 5%)*	yes (100% → 10%)**



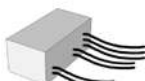



\* Dimmable with leading-edge and trailing edge TRIAC dimmers

\*\* Dimmable with 0 -10VDC or 1 -10VDC

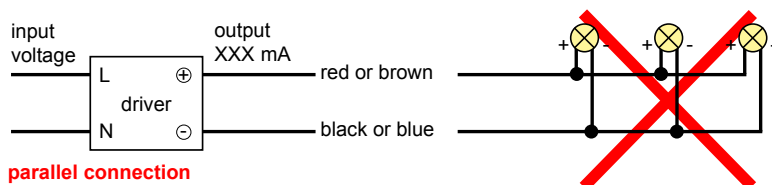
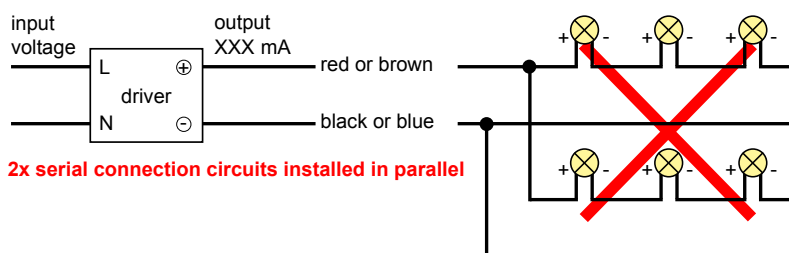
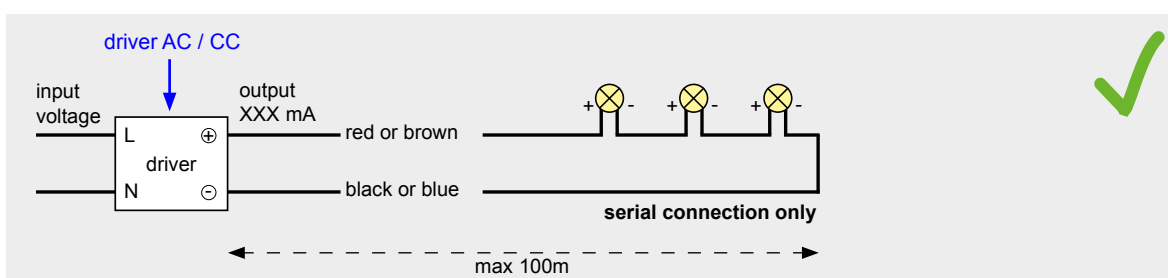
## LED Power Supply AC/CC 700mA Constant Current

					
LED DRIVER	700mA 16-25W	700mA 14-26W	700mA 10-36W	700mA 35-60W	700mA 38-75W
CODE	<b>X028</b>	<b>X044</b>	<b>X034</b>	<b>X086</b>	<b>X087</b>
	 CE $\frac{0.10}{0.10}$ IP20	 CE $\frac{0.22}{0.22}$ IP66	 CE $\frac{0.28}{0.28}$ IP67	 CE $\frac{0.35}{0.35}$ IP30	 CE $\frac{0.80}{0.80}$ IP67
Dimensions: L x W x H (mm)	131 x 38 x 29	78 x 65 x 27	133 x 40 x 30	128 x 60 x 32	180 x 63 x 36
Input	220-240V 50-60Hz	100-240V 50-60Hz	220-240V 50-60Hz	220-240V 50-60Hz	220-240V 50-60Hz
Output	23-37V DC	19-37V DC	4-52V DC	50-86V DC	53-107V DC
Dim	yes (100% → 5%)*	yes (100% → 10%)**	yes (100% → 25%)*	yes (100% → 5%)*	yes (100% → 10%)**









## Other LED Power Supply AC/CC Constant Current

					
LED DRIVER	200mA 4-8W	450mA 13-25W	450mA 21-42W		
CODE	<b>X011</b>	<b>X045</b>	<b>X047</b>		
	 CE $\frac{0.10}{0.10}$ IP20	 CE $\frac{0.22}{0.22}$ IP66	 CE $\frac{0.45}{0.45}$ IP66		
Dimensions: L x W x H (mm)	80 x 37 x 21	78 x 65 x 27	95 x 70 x 32		
Input	220-240V 50-60Hz	100-240V 50-60Hz	100-240V 50-60Hz		
Output	20-40V DC	28-56V DC	47-94V DC		
Dim	yes (100% → 5%)*	yes (100% → 10%)**	yes (100% → 10%)**		









## Installation with a Constant Current power supply











## LED Power Supply AC/CC with DALI interface & push dimming function

					
LED DRIVER	selection with DIP switch 350mA 3-18W 500mA 3-25W 700mA 5-25W	selection with DIP switch 350mA 1-35W 500mA 1-40W 700mA 1-40W	selection with DIP switch 500mA 1-45W 700mA 1-60W	synchronization cable for driver X035	synchronization cable for driver X036 & X042
CODE	<b>X035</b>	<b>X036</b>	<b>X042</b>	<b>DIM.AC.01</b>	<b>DIM.AC.02</b>
	 CE $\frac{0.17}{0.17}$ IP20	 CE $\frac{0.24}{0.24}$ IP20	 CE $\frac{0.24}{0.24}$ IP20		
Dimensions: L x W x H (mm)	105 x 68 x 23	124 x 82 x 23	124 x 82 x 23	Length: 30cm	Length: 30cm
Input AC	180-277V 50-60Hz	180-295V 50-60Hz	180-295V 50-60Hz		
Output CC	350mA (6-54V DC) 500mA (6-50V DC) 700mA (6-36V DC)	350mA (2-100V DC) 500mA (2-80V DC) 700mA (2-57V DC)	500mA (2-90V DC) 700mA (2-86V DC)		
Dim	yes (100% → off)	yes (100% → off)	yes (100% → off)		

## LED Power Supply AC/DC 24V Constant Voltage

					
LED DRIVER	24V DC 36W	24V DC 60W	24V DC 100W	24V DC 150W	
CODE	<b>DRI.24036</b>	<b>DRI.24060</b>	<b>DRI.24100</b>	<b>DRI.24150</b>	
	 CE $\frac{0.34}{0.34}$ IP67	 CE $\frac{0.40}{0.40}$ IP67	 CE $\frac{0.63}{0.63}$ IP67	 CE $\frac{0.74}{0.74}$ IP67	
Dimensions: L x W x H (mm)	148 x 40 x 30	163 x 43 x 32	190 x 52 x 37	191 x 63 x 38	
Input AC	90-264V 50-60Hz	90-264V 50-60Hz	90-264V 50-60Hz	180-305V 50-60Hz	
Output DC	24V DC / 0-1,5A	24V DC / 0-2,5A	24V DC / 0-4,2A	24V DC / 0-6,3A	
Dim	no	no	no	no	

## LED Power Supply DC/CC 350mA / 500mA / 700mA Constant Voltage

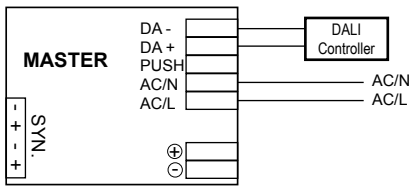
					
LED DRIVER	350mA 1-11W Input 12V DC: 1- 4W 24V DC: 1- 8W 36V DC: 1- 11W	350mA 8-44W	500mA 11-44W	700mA 15-44W	
CODE	<b>DRI.010</b>	<b>DRI.013</b>	<b>DRI.014</b>	<b>DRI.015</b>	
	 CE $\frac{0.01}{0.01}$ IP67	 CE $\frac{0.14}{0.14}$ IP44	 CE $\frac{0.14}{0.14}$ IP44	 CE $\frac{0.14}{0.14}$ IP44	
Dimensions: L x W x H (mm)	23 x 10 x 9	75 x 53 x 23	75 x 53 x 23	75 x 53 x 23	
Input DC	12-36V DC	24V DC	24V DC	24V DC	
Output CC	350mA (2-32V DC)	350mA (21-126V DC)	500mA (21-86V DC)	350mA (21-64V DC)	
Dim	yes (100% → 25%)*	yes (100% → 10%)*	yes (100% → 10%)*	yes (100% → 10%)*	

\* Dimmable with PWM signal

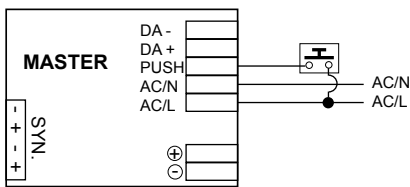
# Installation with a DALI interface & push dimming function

10 drivers (max.) synchronization ( 1 master + 9 slaves)  
 Maximum length of the cable from first driver to last driver is 15 meter.

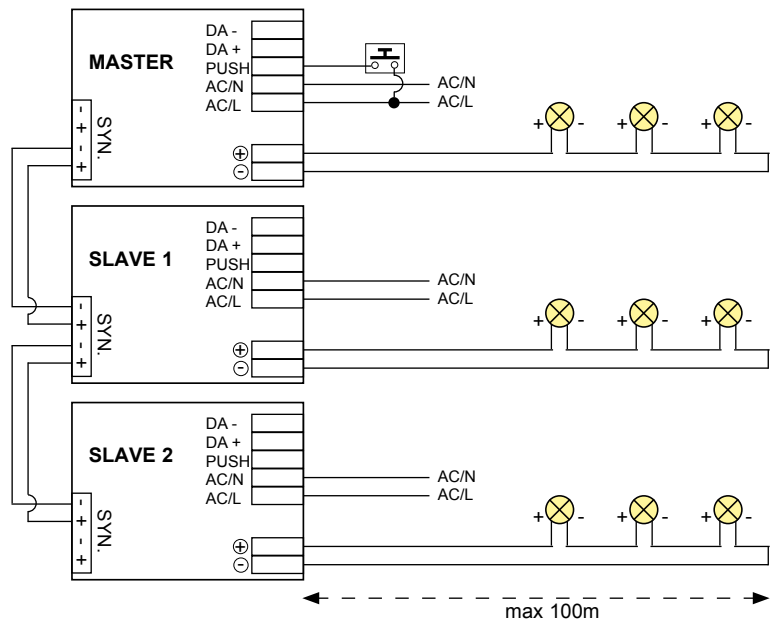
## DALI interface



## PUSH dim



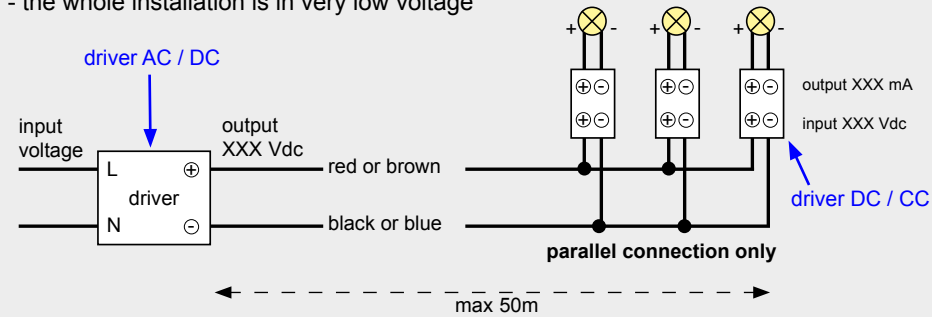
Warning: The push button can only be connected between the PUSH terminal and AC/L. It would cause short circuit if it is connected to AC/N.



# Installation with a Constant Voltage power supply

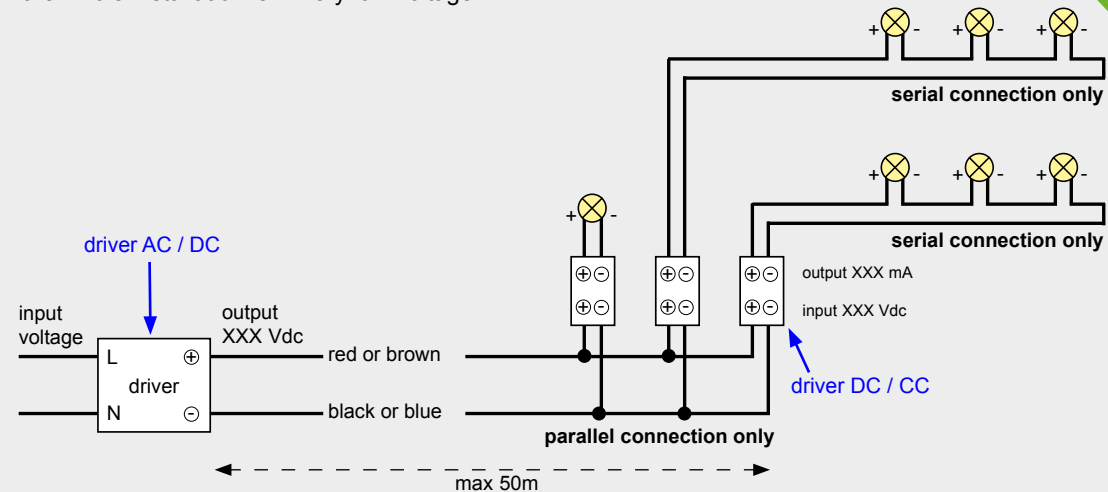
## Advantages:

- a very small driver DC/CC per luminaire (with DRI.010)
- if one luminaire is defect, only this is off
- the whole installation is in very low voltage



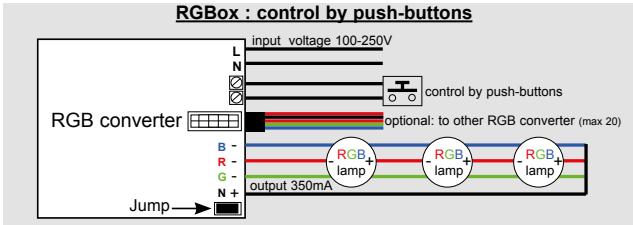
## Advantages:

- the whole installation is in very low voltage

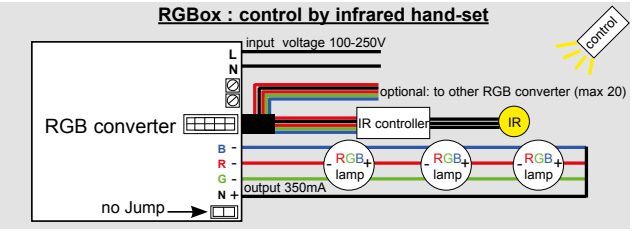



# LED Power supply 350mA for RGB

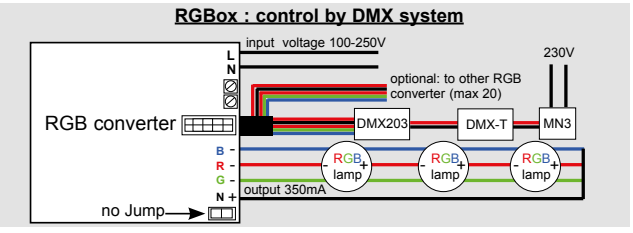
NAME	RGBBox
CODE	X041
Information	<p>input voltage: 100-250V 50/60Hz            Constant output current 350mA CC            output power : <b>35W</b></p> <p>weight : 180g dimensions: 147x75x29mm            CE - IP20 - Class 2            Thermal, overload and short circuit protection</p> 




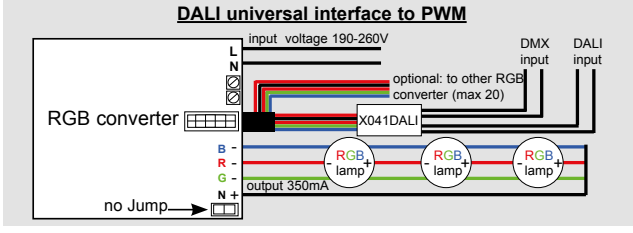
NAME	IR Control
CODE	X041IR
Information	<p><b>infrared control for RGBBox (kit)</b>            9 fonctions            distance : +/- 9m            Remote control: 140 x 63 x 21 (IR2T)            IR lens: Ø 35mm type MR11 (IR2R)            IR controller: 118 x 33 x 19 (IRC2)            IP20</p> 



NAME	DMX Touch Control
CODE	X041DMX2
Information	<p><b>DMX touch control for RGBBox(kit)</b>            DMX 512 central (DMX-T) + convertor (MN3)            DMX 512 interface (DMX203)            (convertor protocole DMX512 &gt; PWM)            Function: on/off &amp; master dimmer all channels            DMX-T: 120 x 85 x 25            DMX203: 110 x 70 x 23            IP20</p> 



NAME	DALI Driver
CODE	X041DALI
Information	<p><b>DALI (or DMX512) interface to use with RGBBox</b>            input voltage: 220-240V 50/60Hz            from DALI (or DMX512) to PWM 5V</p> <p>weight : 95g dimensions: 110 x 70 x 23            CE - IP30 - Class 2</p> 





## Max. distance driver LED

Driver constant current ( 350mA or 500mA)				
Distance	5 m	10 m	20 m	50m
Cable section	0,25 mm <sup>2</sup>	0,25 mm <sup>2</sup>	0,5 mm <sup>2</sup>	1,0 mm <sup>2</sup>

Driver constant current ( 700mA)				
Distance	5 m	10 m	20 m	50m
Cable section	0,5 mm <sup>2</sup>	0,5 mm <sup>2</sup>	1,0 mm <sup>2</sup>	2,5 mm <sup>2</sup>





  

Driver constant voltage ( max. 70W - 24VDC)				
Distance	5 m	10 m	20 m	30m
Cable section	0,75 mm <sup>2</sup>	1 mm <sup>2</sup>	1,5 mm <sup>2</sup>	2,5 mm <sup>2</sup>














Driver constant voltage ( max. 150W - 24VDC)				
Distance	5 m	10 m	20 m	30m
Cable section	1,5 mm <sup>2</sup>	2,5 mm <sup>2</sup>	4,0 mm <sup>2</sup>	4,0 mm <sup>2</sup>















## Junction box and connector IP68



















			
NAME	Connex 2	Connex 3	Connex 4
CODE	<b>X082</b>	<b>X082.Y</b>	<b>X083</b>
Information	connection with 3 poles Rated voltage: 250V Rated current: 10 A  for cables Ø 5,8-13mm CE - IP68	3 lines connection Rated voltage: 250V Rated current: 10 A  for cables Ø 6-11mm CE - IP68	connection box Fast repair of damaged cables  for cables Ø 1-13mm CE - Class II - IP68
Dimensions (mm)	Ø 23 mm L68mm	110x60x30mm	63x41x28mm
			
NAME	Connex 5	Connex 6	KitBox IP68
CODE	<b>X131</b>	<b>X132</b>	<b>X121</b>
Information	Equipped with cable glands Pre-filled with non-toxic gel Complete with connector 2 poles Minimal aesthetic impact  for cables Ø 6-10mm CE - IP68	Equipped with cable glands Pre-filled with non-toxic gel Complete with connector 3 poles Minimal aesthetic impact  for cables Ø 8-13mm CE - IP68	Junction box - with 8 entries & 3 cable glands M25 x 1,5 / caps - with Single bicomponent bottle - with 1 small basin - 1 mixing spoon  CE - Class II - IP68
Dimensions (mm)	75x28x19mm	80x36x23mm	100x100x50mm

## Recessed box





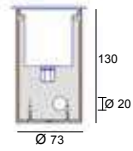
NAME	Pop 1a	Pop 1b	Pop 2	Pop 3	Pop 4a
CODE	<b>X016A</b>	<b>X016B</b>	<b>X017</b>	<b>X053</b>	<b>X066A</b>
Information	Plastic PVC tube		Plastic PVC tube	Plastic PVC tube	Galvanised tube
product available	   	 	 	  	 
Dimensions (mm)	Ø 55 mm L65mm		Ø 55 mm L150mm	Ø 100 mm L65mm	Ø 45 mm L55mm

NAME	Pop 4b	Pop 5a	Pop 5b	Pop 6	Pop 7
CODE	<b>X066B</b>	<b>X055A</b>	<b>X055B</b>	<b>X056</b>	<b>X057</b>
Information	Galvanised tube	Plastic PVC tube		Plastic PVC tube	Plastic PVC tube
product available	 	   	    	 	
Dimensions (mm)	Ø 70 mm L150mm	Ø 106 mm L117mm	Ø 106 mm L250mm	Ø 160 mm L150mm	Ø 200 mm L200mm

NAME	Pop 8a	Pop 8b	Pop 9a	Pop 9b
CODE	<b>X067A</b>	<b>X067B</b>	<b>X068A</b>	<b>X068B</b>
Information	Plastic PVC tube	Plastic PVC tube		Plastic PVC tube
product available		   	       	    
Dimensions (mm)	Ø 80 mm L80mm	Ø 80 mm L160mm		Ø 37 mm L47mm

# Recessed box

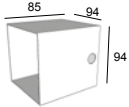
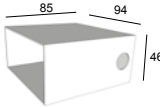


NAME	Z-Mini box		
CODE	230.11.32		
Dimensions (mm) product available			
Material	Made of anodised aluminum		





NAME	Zaxor box 1	Zaxor box 2	
CODE	230.00.32	230.02.32	
Dimensions (mm) product available			
Material	Made of anodised aluminum		




NAME	Krypto box 2	Krypto box 3
CODE	X064	X065
Dimensions (mm)		
Material	Made of galvanised steel	Made of galvanised steel












NAME	Standard Box 1	Standard Box 2
CODE	SB01	SB02
Dimensions (mm)	 72x72x65mm	 Ø 70 mm L65mm
Material	Plastic	Plastic





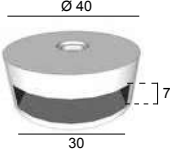
## Floodlights fixing system

			
NAME	Stem A		
CODE	TI.____M10A.____		
Information	<p>Ø 10 mm Height: 100 / 200 / 500 / 1000mm</p>	<p><u>To use with fixing system:</u> Base 60-A Base 60-B Base 100-A Base Strap Spike 1</p>	<p><u>To use with floodlight:</u> Cylinder S Eco Kozi S Maxima 50 Maxima 65 Maxima 100 Maxima GU Salsa Saturn HPL Saturn Led Zita S</p>
Material	Made of stainless steel, anodised clear and black aluminum, brass or copper		



			
NAME	Stem B		
CODE	TI.____SPK.____		
Information	<p>Ø 10 mm with spike for ground fixing Height: 100 / 200 / 500 / 1000mm</p>	<p><u>To use with floodlight:</u> Cylinder S Eco Kozi S Maxima 50 Maxima 65 Maxima 100 Maxima GU Salsa Saturn HPL Saturn Led Zita S</p>	
Material	Made of stainless steel, anodised clear and black aluminum, brass or copper		


	 	 	 	 
NAME	Base 60-A	Base 100-A	Base 60-B	Salsa Base
CODE	BASE.060A.____	BASE.100A.____	BASE.060B.____	AC.8091.____
Dimensions (mm)	Ø 60 mm Height: 5mm With M10	Ø 100 mm Height: 5mm With M10	Ø 60 mm Height: 40mm With M10, to use "Stem A" With cable gland <i>Can be used directly with: Cylinder S, Kozi S, Zita S, Saturn Led &amp; HPL</i> CE - IP65	Ø 60 mm Height: 45mm to use with "Salsa"
Material	Made of stainless steel, anodised aluminum, brass or copper	Made of stainless steel or anodised black aluminum	Made of stainless steel, anodised aluminum, brass or copper	Made of brass or anodised black aluminum

## Floodlights fixing system

	 <ul style="list-style-type: none"> <li>- Strap not included</li> <li>- Sangle non incluse</li> <li>- Strap niet inbegrepen</li> <li>- Gurt nicht im Lieferumfang enthalten</li> </ul> 		
NAME	Base Strap		
CODE	<b>BASE.060A. _ _</b>		
Dimensions (mm)	Ø 40 mm Height: 15mm With M10, to use "Stern A"		
Material	Made of anodised black aluminum		

## Anti-glare

			
NAME	Louver	Anti-glare 01	Anti-glare 02
CODE	<b>X060. _ _ _ .3</b>	<b>AC.8042.AG. _ _</b>	<b>AC.7001.AG. _ _</b>
Dimensions (mm)	Anti -Glare honeycomb	Ø 40 mm Height: 50mm To use with floodlight: - Kozi S	Ø 65 mm Height: 85mm To use with floodlight: - Cylinder S - Maxima-GU - Max TR - Rotor mini
Material	Aluminum 3,2mm thickness	Made of anodised black aluminum, stainless steel, brass or copper.	Made of anodised clear and black aluminum.

				
NAME	Anti-glare 03	Anti-glare 04	Anti-glare 05	Anti-glare 06
CODE	<b>AC.7002.AG. _ _</b>	<b>AC.7003.AG. _ _</b>	<b>AC.8002.AG. _ _</b>	<b>AC.8029.AG. _ _</b>
Dimensions (mm)	Ø 70 mm Height: 85mm To use with floodlight: - Maxima-65	Ø 110 mm Height: 130mm To use with floodlight: - Maxima-100	Ø 50 mm Height: 70mm To use with floodlight: - Prince S	Ø 80 mm Height: 100mm To use with floodlight: - Saturn Led - Saturn HP-Led
Material	Made of anodised clear and black aluminum.	Made of anodised clear and black aluminum.	Made of anodised black aluminum or stainless steel.	Made of anodised clear and black aluminum.





## Lenses

				
NAME	Lens 01	Lens 02	Lens 03	Lens 04
CODE	<b>AC.8041.32</b>	<b>AC.7012.1._ _</b>	<b>AC.7002.LS._ _</b>	<b>AC.7003.LS._ _</b>
Dimensions (mm)	Lens 10° Ø 46 mm Height: 16mm To use with : - Koba - Mask - Maxima-50 - Micro - Okio	Lens 30° to 5° (adjustable) Ø 65 mm Height: 59mm To use with : - Wally-XL	Lens 10° Ø 60 mm Height: 24mm To use with : - Maxima-65	Lens 10° Ø 92 mm Height: 25mm To use with : - Maxima-100
Material	Made of anodised aluminum	Made of anodised clear and black aluminum.	Made of stainless steel, anodised clear and black aluminum or brass	Made of anodised clear and black aluminum.



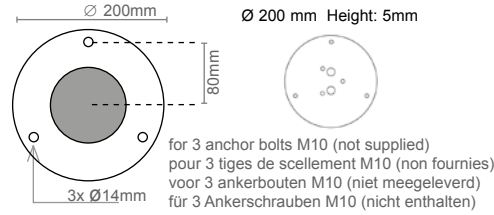
## Cables


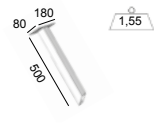
				
NAME	Cable 01	Cable 03	Cable 04	
CODE	<b>SUP.001</b>	<b>SUP.003</b>	<b>SUP.004</b>	
Dimensions (mm)	Extra cable 1 meter Rubber PCP (polychloroprene) Type: H05RN-F <b>2 x 0,50mm<sup>2</sup></b> maximum 48V  diameter: 5,9mm	Extra cable 1 meter Rubber PCP (polychloroprene) Type: H05RN-F <b>3 x 1,00mm<sup>2</sup></b> maximum 300V 50-60Hz  diameter: 7,2mm	extra cable 3 meters + plug IP44 Rubber PCP (polychloroprene) Type: H05RN-F <b>3 x 1,00mm<sup>2</sup></b> 220-240V 50-60Hz  diameter: 7,2mm	

## Led lamp E27

				
NAME	LED E27 10W	LED E27 16W	LED E27 13W	LED E27 15W
CODE	<b>LED.E201.10830</b>	<b>LED.E203.16830</b>	<b>LED.E204.13830</b>	<b>LED.E202.15830</b>
Dimensions (mm)	LED lamp E27 3000K - CRI >80 <b>10W</b> - 810 lumens 100-240V 50/60Hz  Energy class EC: A+  diameter: 37mm Height: 116mm	LED lamp E27 3000K - CRI >80 <b>16W</b> - 1521 lumens 100-240V 50/60Hz  Energy class EC: A+  diameter: 45mm Height: 136mm	LED lamp E27 3000K - CRI >80 <b>13W</b> - 1500 lumens 220-240V 50/60Hz  Energy class EC: A+  diameter: 38mm Height: 150mm	LED lamp E27 3000K - CRI >80 <b>15W</b> - 1450 lumens 220-240V 50/60Hz  Energy class EC: A+  diameter: 42mm Height: 172mm

## Ground fixing system

		
NAME	Stic	Spike 1
CODE	X004._ _	AC.FX12.30.04
Dimensions (mm)	 <p>for 3 anchor bolts M10 (not supplied) pour 3 tiges de scellement M10 (non fournies) voor 3 ankerbouten M10 (niet meegeleverd) für 3 Ankerschrauben M10 (nicht enthalten)</p>	<p>Ø 12 mm Height: 300mm With M10, to use also with "Stern A"</p> <p>Can be used directly with floodlights: - Cylinder S - Eco 1A &amp; 1C - Salsa - Saturn LED &amp; HPL</p>
Material	Made of stainless steel, anodised aluminum or painted aluminum	Made of stainless steel

					
NAME	Pic 1	Pic 2	Pic 3	Ecopic	
CODE	802.00.02	803.00.02	804.00.32	805.00.07	
Dimensions (mm)					
Material	Made of galvanised steel	Made of galvanised steel	Made of anodised aluminum	Made of brass	

## Other

					
NAME	Poli inox				
CODE	IN 880				
Dimensions (mm)	Universal cleaner cream for stainless steel. 500ml				
Material					





INFORMATION

# IP DEGREE OF PROTECTION

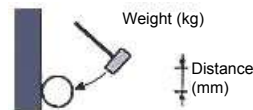
<b>FIRST DIGIT CODE:</b> <b>Protection against penetration by solid bodies</b> <b>Beschermd tegen voorwerpen</b> <b>Protection contre les corps solides</b> <b>Schutz vor festen Stoffen</b> <b>IP 1ο ΨΗΦΙΟ (ΣΤΕΡΕΑ)</b>		<b>SECOND DIGIT CODE:</b> <b>Protection against penetration by water</b> <b>Beschermd tegen vocht</b> <b>Protection contre l'humidité</b> <b>Schutz vor Feuchtigkeit</b> <b>IP 2ο ΨΗΦΙΟ (ΝΕΡΟ)</b>	
0	No protection Niet beschermd Non Protégé Ohne Schutz Καμία προστασία	0	No protection Niet beschermd Non Protégé Ohne Schutz Καμία προστασία
1	Protected against solid matters > 50mm Beschermd tegen voorwerpen > 50mm Protégé contre les corps solides > 50mm Schutz vor festen Stoffen > 50mm Προστασία από στερεά σώματα μεγαλύτερα από 50mm	1	Protected against dripping water Beschermd tegen verticaal vallende druppels Protégé contre chute de gouttes d'eau verticale Schutz vor senkrecht fallendem Tropfwasser Προστασία από κάθετη πτώση σταγόνων νερού
2	Protected against solid matters > 12mm Beschermd tegen voorwerpen > 12mm Protégé contre les corps solides > 12mm Schutz vor festen Stoffen > 12mm Προστασία από στερεά σώματα μεγαλύτερα από 12mm	2	Protected against dripping water when tilted up to 15° Beschermd tegen druppels onder hoek van max. 15° Protégé contre chute d'eau oblique max. 15° Schutz vor schräg fallendem Tropfwasser bis 15° Neigung Προστασία από πτώση σταγόνων νερού υπό γωνία ως 15ο από τον κατακόρυφο άξονα
3	Protected against solid matters > 2,5mm Beschermd tegen voorwerpen > 2,5mm Protégé contre les corps solides > 2,5mm Schutz vor festen Stoffen > 2,5mm Προστασία από στερεά σώματα μεγαλύτερα από 2,5mm	3	Protected against spraying water when tilted up to 60° Beschermd tegen sproeiwater onder hoek van max. 60° Protégé contre la pluie oblique max. 60° Schutz vor schräg fallendem Sprühwasser bis 60° Neigung Προστασία από πτώση νερού βροχής υπό γωνία έως 60ο από τον κατακόρυφο άξονα
4	Protected against solid matters > 1mm Beschermd tegen voorwerpen > 1mm Protégé contre les corps solides > 1mm Schutz vor festen Stoffen > 1mm Προστασία από στερεά σώματα μεγαλύτερα από 1mm	4	Protected against splashing water Beschermd tegen spatwater uit alle richtingen Protégé contre les projections d'eau de toutes directions Schutz vor Spritzwasser Προστασία από πτώση νερού από όλες τις κατευθύνσεις
5	Dust Protected Beschermd tegen stof Protégé contre la poussière Staubgeschützt Προστασία από τη σκόνη	5	Protected against water jets Beschermd tegen waterstralen uit alle richtingen Protégé contre les jets d'eau de toutes directions Schutz vor Strahlwasser Προστασία από ρίψη νερού από όλες τις κατευθύνσεις
6	Fully tight Volledig stofdicht Etanche aux poussières Staubdicht Απόλυτη προστασία από τη σκόνη	6	Protected against heavy seas Beschermd tegen golven, zware zeeën Protection contre les jets d'eau forts Schutz vor starkem Strahlwasser Προστασία από ρίψη νερού υπό πίεση ισοδύναμη με θαλάσσια κύματα
		7	Protected against the effects of immersion Beschermd tegen beperkte onderdompeling Protection contre courtes immersions Schutz vor zeitweiligem Untertauchen Προστασία από επιρροές βύθισης
		8	Protected against submersion Beschermd tegen permanente onderdompeling Protection contre l'immersion permanente Schutz vor dauerndem Untertauchen Προστασία από επιρροές βύθισης διάρκειας, σε καθορισμένες συνθήκες



Maximum 12VAC ,18VDC or 30VDC with Constant current.

- Underwater lighting fixtures can be powered only at very low safety voltage.
- De verlichtingstoestellen gebruikt in een zwembad of waterpartij mogen enkel met een zeer lage veiligheid spanning gevoed worden.
- Les luminaires à l'intérieur d'un bassin ne peuvent être alimentés qu'en très basse tension de sécurité.
- Unterwasserleuchten können nur mit sehr niedriger Sicherheitsspannung betrieben werden.
- Τα υποβρύχια φωτιστικά μπορούν να τροφοδοτούνται μόνο με πολύ χαμηλή τάση ασφαλείας.

# IK DEGREE OF PROTECTION



**Protection against impact of mechanical origin**  
**Bescherming tegen de invloed van mechanische oorsprong**  
**Protection contre les chocs d'origine mécanique**  
**Schutz vor Stromschlägen mechanischen Ursprungs**  
**Ανθεκτικότητα στην κρούση**

IK	00	01	02	03	04	05	06	07	08	09	10
<b>Joule (J)</b>	<b>0</b>	<b>0,15</b>	<b>0,20</b>	<b>0,37</b>	<b>0,50</b>	<b>0,70</b>	<b>1</b>	<b>2</b>	<b>5</b>	<b>10</b>	<b>20</b>
Weight (kg)	0	0,15	0,15	0,15	0,25	0,15	0,50	0,50	1,70	5,00	5,00
Distance (mm)	0	100	133	233	333	485	200	400	300	200	400



## CLASS I - CLASSE I - SCHUTZKLASSE I

- Light fixture whose safety is guaranteed by the main insulation and an additional protective conductor (earth contact) connected with the metal frame of the lamp. Earth contact is obligatory.
- Deze armaturen zijn uitgerust met aansluitmogelijkheid voor aarding, waarmee alle aanraakbare metalen delen die bij een isolatiestoring direct onder spanning kunnen komen, moeten verbonden zijn. Aansluiting aan de aardleiding is verplicht.
- Les luminaires sont équipés d'un moyen de raccordement pour la mise à la terre, qui interconnecte toutes les parties métalliques exposées susceptibles d'être mises sous tension suite à un défaut de l'isolation. Le raccordement de mise à la terre est obligatoire. En cas de défectuosité, le courant est coupé par fusible.
- Die Leuchten sind mit Verkabelungen für den Erdanschluß ausgestattet, die alle ausgelegten metallischen Bestandteile miteinander vernetzen, welche im Falle einer Isolationspanne mit Strom versorgt werden können. Die Erdanschlußverkabelungen sind obligatorisch. Im Falle eines Defektes, wird der Strom durch eine Sicherung abgestellt.
- Ένα φωτιστικό, του οποίου η ασφάλεια είναι εγγυημένη από ένα πρόσθετο προστατευτικό αγωγό (γείωση), που συνδέεται με το μεταλλικό πλαίσιο του λαμπτήρα.



## CLASS II - CLASSE II - SCHUTZKLASSE II

- Light fixture whose safety is guaranteed by the main insulation and additional safety devices as double or reinforced insulation of conductive parts. Earth contact is not necessary.
- Deze armaturen hebben een beschermende isolatie zonder metaaldelen die genaakbaar zijn. Dubbele isolatie zonder aarding.
- Les luminaires possèdent une isolation renforcée sans partie métallique accessible. Double isolation sans mise à la terre.
- Die Leuchten besitzen eine verstärkte Isolierung ohne metallische Bestandteile. Doppelte Isolierung ohne Erdanschluß.
- Ένα φωτιστικό, του οποίου η ασφάλεια είναι εγγυημένη από ένα πρόσθετο προστατευτικό αγωγό (γείωση), που συνδέεται με το μεταλλικό πλαίσιο του λαμπτήρα.



## CLASS III - CLASSE III - SCHUTZKLASSE III

- Light fittings whose safety is guaranteed by the very low safety supply voltage. Authorized maximal voltage: 50 volts (AC)
- Deze armaturen waarin de bescherming tegen elektrische schokken beschermt word door zijn lage spanning ( SELV ) ( Maximale spanning 50volt ( AC).
- Luminaire dont la protection contre les chocs électriques repose sur son alimentation sous très basse tension de sécurité (TBTS) (tension maximale autorisée : 50 Volts (courant alternatif)).
- Leuchten deren Schutz vor Stromschlägen auf eine sehr niedrige, abgesicherte Stromspannung beruht. (Max. erlaubte Spannung: 50 Volts Wechselstrom). Ένα φωτιστικό, του οποίου η ασφάλεια είναι εγγυημένη από ένα πρόσθετο προστατευτικό αγωγό (γείωση), που συνδέεται με το μεταλλικό πλαίσιο του λαμπτήρα.

## CE

### CE standard - CE norm - norme CE

- The mark CE represents an implicit assurance of quality and affixed under the sole responsibility of the manufacturer. The mark CE must be affixed on the product, or in alternative, on the packing or on directions.
- De CE markering waarborgt een stilzwijgende kwaliteitsgarantie en wordt aangebracht onder uitdrukkelijke verantwoordelijkheid van de fabrikant. De CE markering wordt aangebracht op het toestel of als alternatief op de verpakking of de gebruiksaanwijzing.
- La marque CE représente une implicite assurance de qualité et est apposée sous la responsabilité exclusive du fabriquant. La marque CE doit être apposée sur l'appareil, ou en alternative, sur l'emballage ou sur les modes d'emploi.
- Das CE-Zeichen verkörpert eine klare Sicherung der Qualität und wird auf ausschliessliche Verantwortung des Herstellers angebracht. Das CE-Zeichen muss auf dem Produkt, auf der Verpackung oder auf der Gebrauchsanweisung angebracht werden.
- Η σήμανση CE αποτελεί μια έμμεση διασφάλιση της ποιότητας και τίθεται υπό την αποκλειστική ευθύνη του κατασκευαστή.

# AANBEVELINGEN VOOR EXTERNE KABEL AANSLUITING

## De grondspots.

### DE AANSLUITING

De toestellen dienen geplaatst en aangesloten te worden door een gekwalificeerde installateur.

Om uw grondspots te laten functioneren dienen deze aan het net aangesloten te worden.

Deze aansluiting dient met een grote bescherming tegen vochtigheid te gebeuren, beschreven als IP waarde (International Protection) van het toestel.

Deze waarde wordt aangegeven door twee cijfers: het eerste cijfer geeft de bescherming tegen vaste voorwerpen, het tweede cijfer geeft aan in welke mate het toestel beschermd is tegen water.


De grondspots zijn veel onderworpen aan het slechte weer, een goede aansluiting is dus van groot belang.

- Kies voor een aansluiting met IP68 waarde.
- De waterdichtheid maken op de volledige kabel en niet alleen op de draden.
- Gebruik een inbouw behuizing als de spots in de grond geplaatst worden.

Te vermijden fouten:

- Gebruik van connectoren met een IP20 waarde zonder giethars (foto 1) of plakband (foto 2).
- De waterdichte verbinding is niet gebeurd op de kabelmantel maar enkel op de stroom draden (foto 3 en 4).
- Het opgiethars of de gel is niet goed gelopen (foto 5).

Een slechte waterdichte verbinding, zelf gedeeltelijk zal ervoor zorgen dat er waterinfiltratie in het toestel zal zijn via de kabelmantel. Dit fenomeen van waterinfiltratie via de kabelmantel « capillariteit » genoemd zal ervoor zorgen dat bepaalde onderdelen niet meer normaal zullen functioneren.



### AFTAKDOOS IP68

De beste en meest efficiënte manier van een ondergrondse verbinding te maken is door gebruik te maken van een aftakdoos IP 68 die opgegoten is met giethars of met 2 componenten isolerende gel.

Dit giethars bestaande uit twee componenten zorgt ervoor dat de verbinding en uw spot volledig beschermd zal zijn tegen vocht.

Een andere mogelijkheid is van gebruik te maken van waterdichte connectoren met wartels. Maar deze verbinding geeft minder zekerheid daar waterinfiltratie niet onmogelijk is.

Eens u de aansluiting in uw aansluitdoos heeft verricht en enkele malen de spots getest heeft of deze werken kan je de aansluitdoos opgieten met giethars. Vergeet zeker niet deze test eerst uit te voeren daar eens het giethars in de aansluitdoos gelopen is er geen weg terug meer is voor deze aansluiting.



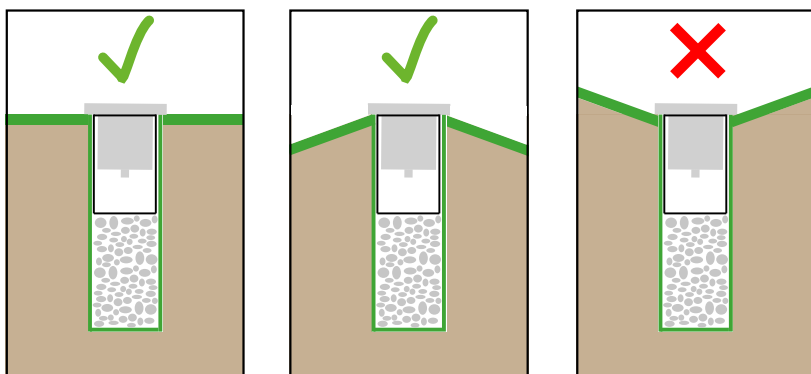
## WATERDICHTTE CONNECTOR

Deze connector met wartels wordt gebruikt in inbouwputten of onder houten terrassen om een waterdichte verbinding IP68 te maken. Op deze manier kan men 2 of 3 soepele rubberkabels type H07RN-F of gelijkaardig met elkaar verbinden. Het enige voordeel bij gebruik van dit type verbinding is dat ze steeds demonteerbaar blijft.



## PLAATSING

De grondspot met een waarde minder dan IP68 mag nooit in een kuil geplaatst worden, plaatst deze toestellen altijd op een vlak of verhoogt oppervlak.



## DE DRAINAGE

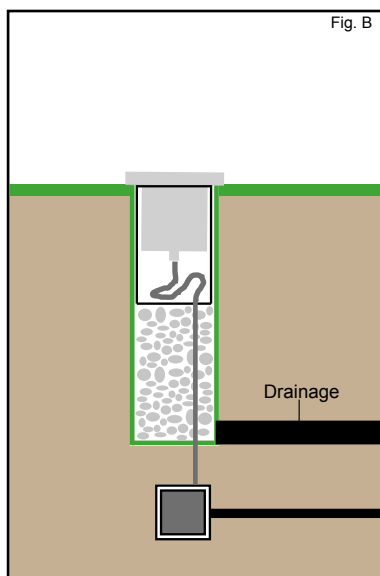
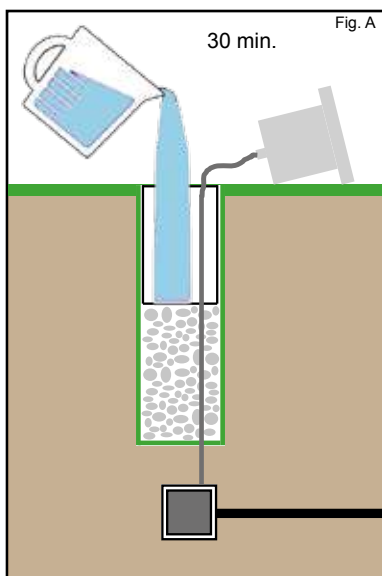
Toestellen met een IP68 waarde:

Een drainage bij deze toestellen is niet nodig, wel moet men rekening houden dat deze toestellen gebouwd zijn om constant onderwater gebruikt te worden in natuurlijk water. Deze toestellen zijn niet gemaakt voor gebruik te worden in chloor, zout water of andere agressieve omgevingen.

Toestellen met een IP67 waarde:

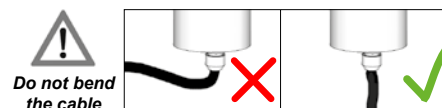
Voor een goede drainage gelieve een laag kiezel van minimaal 30cm diepte te voorzien onder de inbouwput van de grondspot.

We stellen u voor volgende test te doen: Vul de inbouwput met water (Fig.A) met de zekerheid dat het water allemaal weg is na 30min. Is dit niet het geval dan dient u voor een extra drainage te zorgen. (Fig.B)

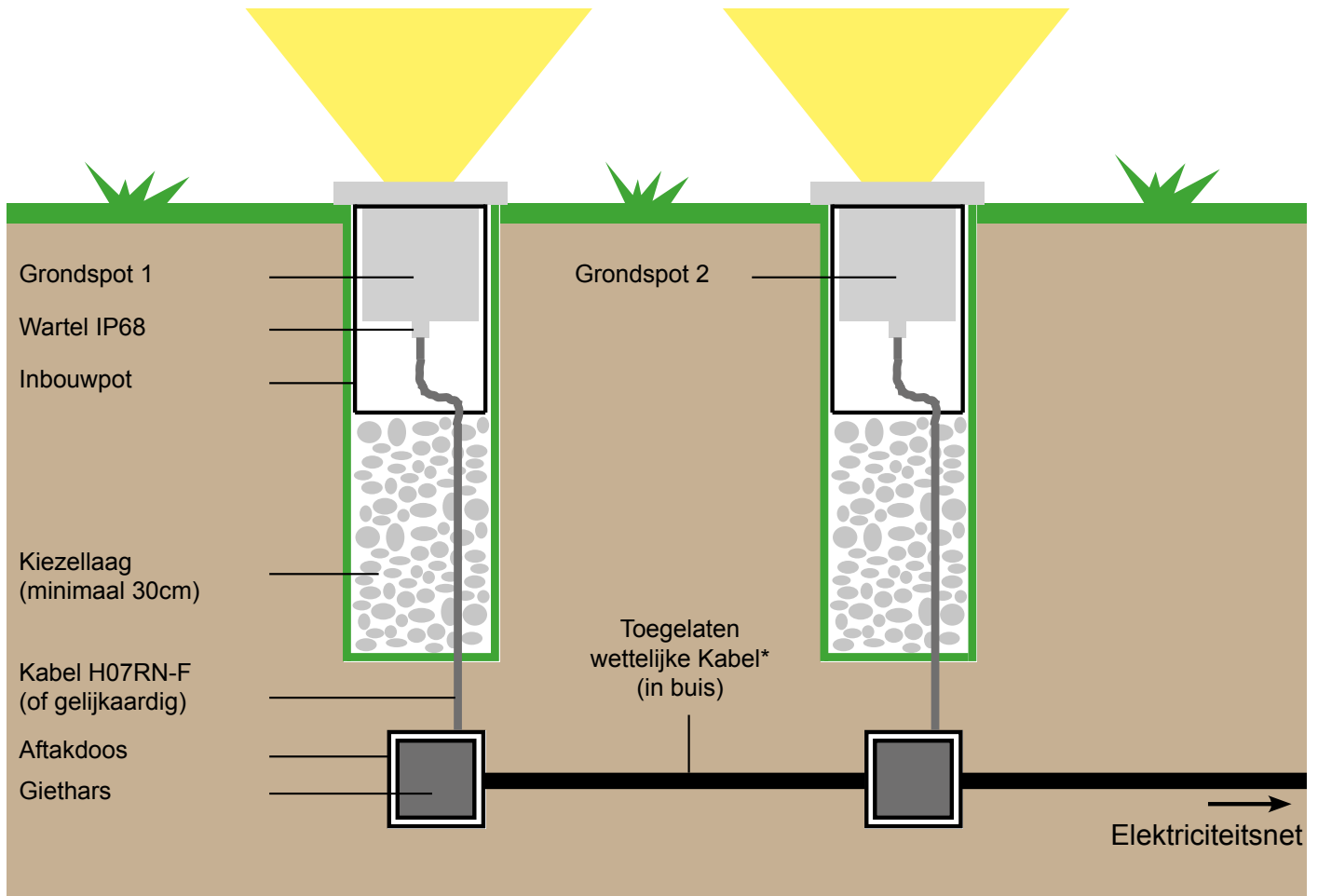


## BELANGRIJK

Om een goede waterdichtheid IP68 te hebben aan de wartel dient u ervoor te zorgen dat de kabel lang genoeg is en niet gebroken wordt aan de uitgang van de wartel.



## VOORBELD VAN EEN AANSLUITING



\* zie plaatselijke voorschriften

### DE KABEL

Voor een waterdichte verbinding te garanderen met de connector of een waterdichte aftakdoos dient u gebruikt te maken van een soepele rubberkabel van het type H07RN-F of gelijkaardig. Een soepele rubber kabel is veel beter omdat de kabelmantel ook dient als extra afdichting als de wartel in de grondspot wordt vastgedraaid.

Actueel is de kabel reeds vast aangesloten aan de grondspot bij levering, u dient dus geen kabel aan te kopen.

Opgelet: Verwijderd nooit de kabel die bij de productie eraan geplaatst geweest is.

Doe je dit wel verlies je de garantie.

### KABELDIEPTE VAN HET ELEKTRICITEITSNET

Eerst en vooral dient men de landelijke voorschriften op te volgen.

Hierbij onze aanbevelingen:

- Voor een omgeving waar geen voertuigen rijden:  
Moeten de verbindingkabels minimaal 50 cm onder de grond zitten.

- Voor een omgeving waar wel voertuigen rijden en onder voetpaden:  
Moeten de verbindingkabels minimaal 80 cm onder de grond zitten.

De kabels moeten onder de grond in een wachtbuis geplaatst worden van het type TPC, dit zijn buizen vervaardigd uit polyethyleen. De gladde binnenwand van de buis garandeert een snelle en efficiënte doorvoering van kabels. Tegelijkertijd zorgt de geribbelde buitenzijde van de buis voor stevigheid en flexibiliteit. Het resultaat van dit dubbelwandige concept is een sterke robuuste en schokbestendig buis, die licht van gewicht is en relatief buigzaam.

Bij het dichtleggen van de gegraven kanalen waarin deze buis zich bevindt dient men gebruik te maken van grond of zand waarin geen keien of harde voorwerpen zitten daar deze de beschermbuizen nutteloos zouden kunnen beschadigen.

### INTEGRATIE IN EEN PLANKENVLOER OF HOUTEN TERRAS

De te voorziene inbouwopening zal gebeuren op basis van de opgegeven diameter (zie product fiche, bijgeleverde nota, enz...). Er dient voldoende diepte te zijn onder de vloer zodat de toestellen kunnen ingebouwd worden en dat er een waterdichte verbinding kan plaats vinden. Men dient er ook rekening met te houden dat er onder de grondspot voldoende vrije ruimte is waar geen water kan blijven staan en dat de kabel aan de warteluitgang niet "gebroken" wordt. Zo dit niet is dient er een drainage voorzien te worden.

# CONDENSATIE VORMING

Bij uitzondering te wijten aan een slechte verbinding is condensatie vorming een normaal natuur fenomeen. De belangrijkste reden van deze condensatie vorming is de plaatsing van de toestellen in een vochtige omgeving. De toestellen zijn zo waterdicht dat eens het verzadiging punt bereikt wordt er onmiddellijk condensatie gevormd wordt. Van zodra er warme vochtige lucht in contact komt met een koude externe temperatuur zal de warme vochtige lucht die zich binnenin het toestel bevindt condenseren. Als het water verdampt geeft men vorming van stoom die storingen kan geven aan bepaalde elektrische componenten in het toestel. Zelden kan hierdoor ook de verliesstroomschakelaar uitvallen.

Een snelle wijziging in temperatuur gaat ook gepaard met een verandering in druk dat kan leiden tot condensatie vorming. Druk, temperatuur en vochtigheid in de lucht veranderen constant en dat mag niet vergeten worden. Ongeacht de waterdichtheid van de toestellen leidt dit tot verschillen in drukvoorwaarden tussen de behuizing binnenin het toestel en de omgeving waardoor de getransporteerde lucht in het toestel condenseert.

De garantie van Bel Lighting dekt geen condensatie tenzij bewezen kan worden dat het binnendringen van water ten gevolge een productie fout is.

Bij condensatie dient u volgende actie te ondernemen :

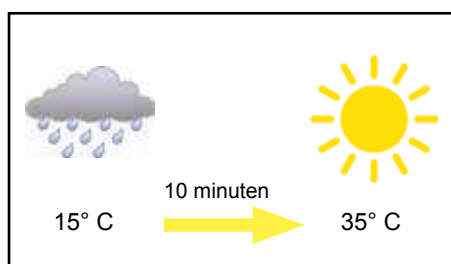
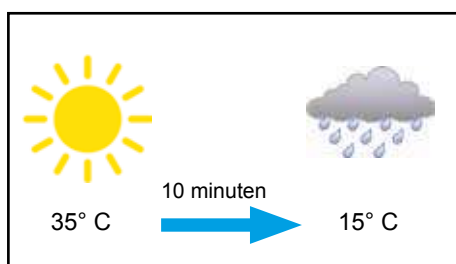
- Is het toestel goed geïnstalleerd geweest ?
- Zijn de dichtingen waterdicht en zijn de vijzen en het glas voldoende aangetrokken ?
- Indien het verlichtingspalen zijn, bestaat de mogelijkheid dat de vochtigheid uit de grond verantwoordelijk is voor de vorming van condensatie.

Op een groot deel van onze verlichtingspalen of wandtoestellen maken we gebruik van "fijn gezandstraald" glas, wat als nadeel heeft dat bij condensvorming de druppels water beter zichtbaar zijn omdat het glas doorzichtig wordt ( zie foto ).

Het wordt aangeraden bij installatie:

- De plaatsing en de bekabeling uit te voeren bij zeer droog weer
- Alle dichtingen, vast te zetten delen en de wartels te controleren
- Goed de voorschriften voor buiten aansluitingen te respecteren

**Bij twijfel neem contact met een professioneel installateur.**



## ONDERHOUD

Een regelmatige reiniging met voorgeschreven producten wordt aangeraden om de uitstraling van de oppervlakte van de toestellen als nieuw te behouden. Nooit agressieve reinigingsproducten of chemische oplosmiddelen gebruiken die het oppervlakte van de toestellen zou kunnen schaden. We adviseren het gebruik van een gewone vochtige doek ( microfiber bij voorkeur ) of zeemleer en het product door ons voorgeschreven "POLI INOX" om zowel Inox (RVS) als koper en messing te reinigen en te onderhouden.

Indien u volgende zaken vaststelt bij onderhoud:

- Een gebroken beschermglas, gebarsen of losgekomen
- Een beschadigde voedingskabel
- Een beschadigde dichtingsring

Dan is het toestel niet meer bruikbaar en dienen de beschadigde onderdelen vervangen en hersteld te worden door originele vervangonderdelen.

**Voorbeeld van toestellen voor en na reiniging met "POLI INOX" van ons.**



# RECOMMANDATIONS POUR LE CABLAGE EN EXTERIEUR

## Les encastrés de sol.

### LE RACCORDEMENT

Les luminaires doivent être installés et connectés par un technicien qualifié.

Pour que vos encastrés de sol puissent fonctionner, vous devez naturellement les raccorder au réseau électrique.

Ce raccordement doit faire l'objet d'une grande protection contre l'humidité, précisé par la valeur IP (International Protection) du produit. Cette valeur comprend deux chiffres : le premier chiffre désigne la protection contre les objets solides et le second chiffre la protection contre l'eau et l'humidité.


Les encastrés de sol sont souvent installés dans des lieux soumis aux intempéries, il est donc impératif :

- D'opter pour une solution de raccordement avec un indice IP68.
- De faire l'étanchéité sur la gaine du câble et non sur les conducteurs.
- D'utiliser un pot d'encastrement lorsqu'ils sont installés dans la terre.

Les erreurs à éviter :

- Utilisation de connecteurs IP20 non résinés (photo 1) ou d'une bande adhésive (photo 2).
- Le raccordement étanche n'est pas réalisé sur la gaine du câble mais sur les conducteurs (photos 3 et 4).
- La résine ou le gel isolant n'est pas correctement coulé (photo 5).

Une mauvaise étanchéité, même partielle, va générer une remontée d'eau dans le produit via le câble. Ce phénomène de remontée d'eau par «capillarité» endommage les composants électriques et ne permet plus le bon fonctionnement du produit.



### BOITE DE DERIVATION IP68

La manière la plus sûre de parvenir à réaliser un raccordement étanche IP68 est d'effectuer le branchement dans une boîte de dérivation et de la remplir ensuite de résine. Ce type de gel isolant électrique se compose de deux résines à mélanger (on parle de gel isolant bi-composant). La résine à couler dans la boîte de dérivation garantit que le branchement et votre spot de sol seront totalement protégés contre l'eau.

Il est également possible d'effectuer le branchement dans des connecteurs étanches avec des presse-étoupes. Toutefois, il s'agit d'une solution moins sûre, le risque d'infiltration d'eau n'est pas inexistant.

Une fois que le raccordement à la boîte de dérivation a été effectué et que vous avez testé plusieurs fois vos spots, vous pouvez couler la résine dans la boîte de dérivation. N'oubliez pas d'effectuer ces tests car une fois que la résine est solidifiée, vous ne pouvez plus rien pour votre branchement !





## CONNECTEUR ETANCHE

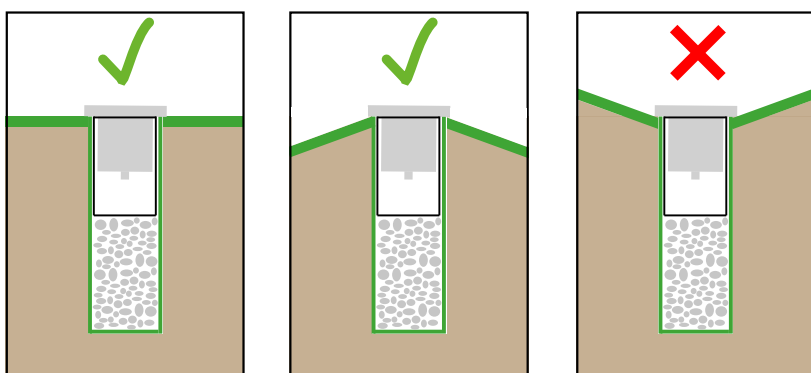
Ce connecteur avec des presse-étoupes est utilisable dans le pot d'encastrement ou sous un plancher en bois pour réaliser un raccordement étanche IP68 entre 2 ou 3 câbles souples en caoutchouc du type H07RN-F ou équivalent.

Une fois que le raccordement a été effectué, ce connecteur a l'avantage d'être totalement démontable.



## EMPLACEMENT

Le spot de sol avec un degré de protection inférieur à IP68 ne doit jamais être installé dans des cavités, posez-le sur une surface plane ou surélevée.



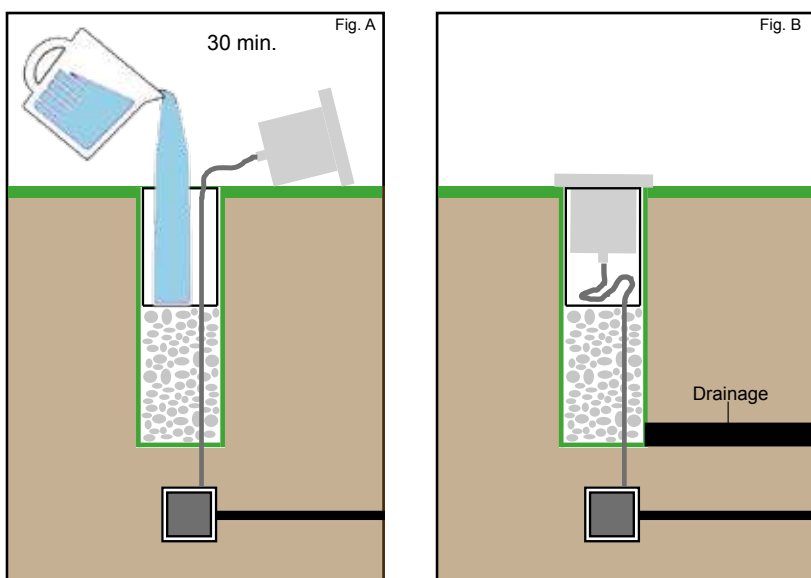
## LE DRAINAGE

Luminaires IP68:

Un drainage n'est pas nécessaire mais il est important de savoir que ces luminaires sont prévus pour être en immersion permanente uniquement dans de l'eau claire. Ils ne sont pas conçus pour être immergés dans de l'eau chlorée, de l'eau de mer ou tout autre environnement agressif.

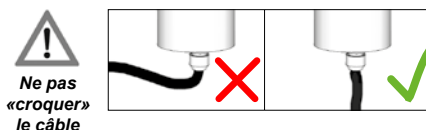
Luminaires IP67:

Pour assurer un bon drainage, veuillez installer une couche de gravier avec une profondeur de minimum 30cm sous le pot d'encastrement du luminaire. Nous préconisons d'effectuer le test suivant: Remplir d'eau le pot d'encastrement (Fig.A) et s'assurer que celle-ci se soit toute écoulée en 30min. Dans le cas contraire, un drainage supplémentaire est obligatoire (Fig.B)

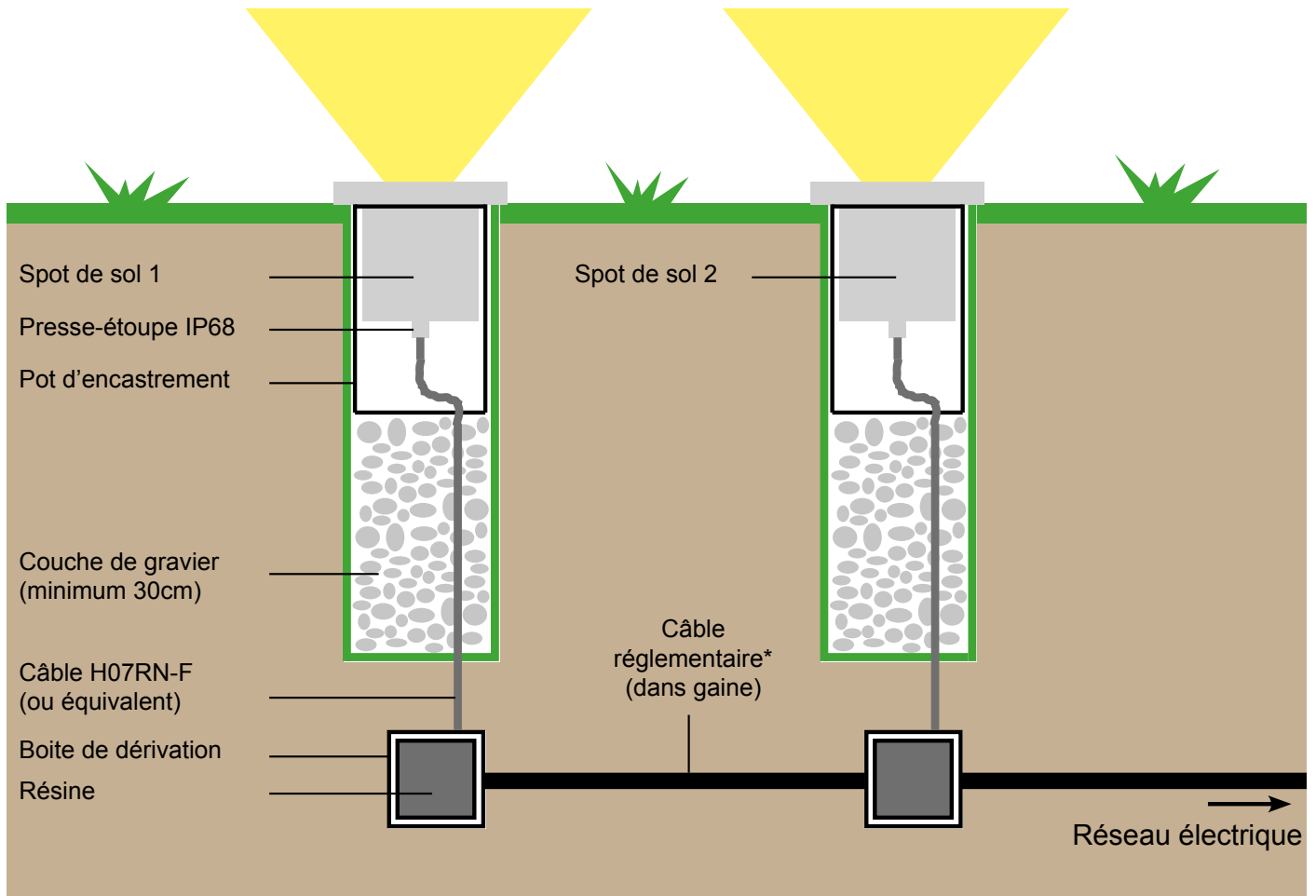


## IMPORTANT

Pour assurer une bonne étanchéité du presse-étoupe IP68, il est important de laisser une longueur suffisante et de ne pas «croquer» le câble juste à la sortie du presse-étoupe.



## ILLUSTRATION D'UN BRANCHEMENT



\* voir législation locale

### LE CABLE

Pour assurer l'étanchéité du raccordement, avec des connecteurs étanches ou une boîte de dérivation étanche, il faut utiliser un câble d'alimentation souple en caoutchouc du type H07RN-F ou équivalent. Un câble en caoutchouc souple peut être mieux raccordé contre l'eau et lorsque le presse-étoupe du spot de sol est vissé sur le câble, la gaine en caoutchouc du câble fait alors office de bague d'étanchéité. Actuellement, ce câble est souvent déjà fixé au spot de sol que vous achetez. Attention : n'enlevez jamais le câble fourni avec le spot de sol ! Sinon, votre garantie est annulée.

### LA PROFONDEUR DE LA GAINÉ ELECTRIQUE

Tout d'abord, il est nécessaire de se référer à la réglementation nationale.

Voici ce que nous préconisons:

- Pour une aire non accessible aux voitures:  
Les gaines électriques doivent être enterrées à une profondeur minimale de 50 cm.
- Pour une aire accessible aux voitures ou sous les trottoirs:  
Les gaines électriques doivent être enterrées à une profondeur minimale de 80 cm.

Les circuits électriques enterrés doivent circuler sous fourreau annelé TPC (Tube de Protection des Câbles), il s'agit de gaines en polyéthylène constituées d'une double paroi qui permet de résister aux chocs et à l'écrasement.

Lors du recouvrement de ces gaines, il faudra utiliser une terre meuble ou du sable. Il ne faut en aucun cas utiliser de gros cailloux qui pourraient avec le tassement dégrader la gaine électrique enterrée.

### INTEGRATION DANS UN PLANCHER OU UNE TERRASSE EN BOIS

Le perçage des lames de bois se fera au diamètre de perçage préconisé (voir fiche produit, notice, etc...).

La profondeur sous le plancher devra permettre d'encaster le spot et la connectique étanche.

Il est également nécessaire de s'assurer de la présence d'un espace suffisant sous l'encastrement de manière à éviter la stagnation de l'eau et de ne pas «croquer» le câble juste à la sortie du presse-étoupe. A défaut, un drainage sera réalisé.

# LA CONDENSATION

A l'exception d'une cause due à un mauvais raccordement, il s'agit avant tout d'un phénomène naturel.

La cause principale est le montage des luminaires dans une atmosphère humide, le produit étant tellement étanche que dès que le point de saturation est atteint, l'eau se condense. Quand de l'air chaud et humide entre au contact du froid, l'eau présente à l'intérieur du luminaire se transforme en condensation. Quand l'eau s'évapore, cela crée une vapeur d'eau ascendante qui peut avoir une influence sur les composants électriques. Parfois, cette vapeur d'eau peut faire disjoncter le compteur électrique.

Un rapide changement de température crée aussi une différence de pression qui peut générer de la condensation.

Pression, température et humidité de l'air sont dans un état constant de changement et cela a un effet non négligeable. Peu importe l'étanchéité du luminaire, il en résulte des conditions de pression différentes entre l'intérieur de l'enveloppe et l'environnement provoquant le transport de l'air qui se condense dans le luminaire.

La garantie de BEL Lighting ne couvre pas la condensation, sauf s'il est avéré que l'infiltration d'eau est due à un défaut de la lampe.

En cas de condensation, vous devez vérifier ce qui suit :

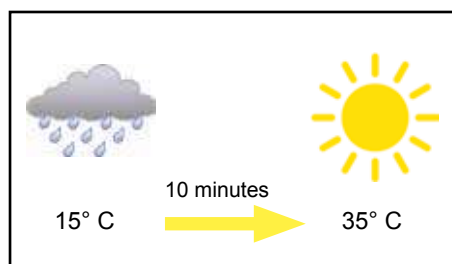
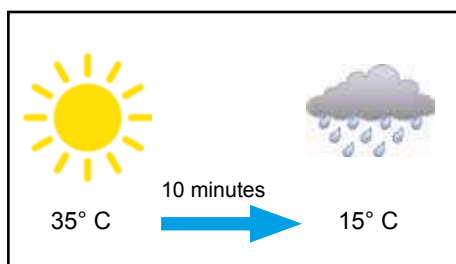
- La lampe est-elle correctement installée ?
- Les joints sont-ils étanches et les vis et le verre sont-ils suffisamment bien serrés ?
- S'il s'agit de bornes, il se peut que l'humidité remontant du sol soit à l'origine de la formation de la condensation.

Sur la plupart de nos bornes et appliques, nous utilisons des verres «sablés fin», ce qui a pour conséquence de rendre visible les gouttes d'eau dues à la condensation (voir photo) et de rendre le verre plus transparent.

Il est recommandé lors de l'installation de:

- Réaliser le montage et le câblage par temps très sec
- Vérifier l'état de serrage de toutes les parties à serrage et des presse-étoupes
- Bien respecter les recommandations pour le câblage en extérieur

**En cas de doute, référez-vous toujours à un professionnel.**



## L'ENTRETIEN

Un nettoyage régulier est recommandé avec les produits appropriés pour préserver l'apparence et l'intégrité de la surface des luminaires. Ne jamais employer des produits de nettoyage agressifs ou des solutions chimiques qui risquent d'attaquer la surface. Nous recommandons l'utilisation d'un chiffon humide ( microfibre de préférence) ou peau de chamois et l'utilisation de notre produit «POLI INOX» pour l'entretien et le nettoyage des parties en inox, laiton ou cuivre.

Lors de l'entretien, si vous constatez:

- Un verre de protection cassé, fissuré ou décollé
- Une dégradation du câble d'alimentation
- un joint dégradé

Alors le luminaire est inutilisable et les pièces endommagées doivent faire l'objet d'une réparation exclusivement avec des pièces de rechange d'origine.

**Exemples de luminaires avant et après nettoyage avec notre produit «POLI INOX»**



POLI INOX

# RECOMMENDATIONS FOR OUTDOOR WIRING

## Recessed floor lights

### THE CONNECTION

Luminaires must be installed and connected by a qualified technician.

So that your recessed floor can work, you must naturally connect them to the mains. This connection must be protected against humidity, specified by the IP (International Protection) value of the product. This value has two numbers: the first number designates protection against solid objects and the second number designates protection against water and humidity.

Recessed floor luminaires are often installed in places subject to bad weather, so it is imperative:

- To opt for a connection solution with an IP68 rating.
- To seal the cable sheath and not the conductors.
- To use a recessing box when installed in the ground.

Errors to avoid:

- Use of undesignated IP20 connectors (photo 1) or adhesive tape (photo 2).
- The waterproof connection is not made on the cable sheath but on the conductors (photos 3 and 4).
- The resin or the insulating gel is not properly cast (photo 5).

Poor seals, even partials, will gather up water in the product through the cable. This phenomenon of rising water by «capillarity» damages the electrical components and it no longer allows the proper operation of the product.



### IP68 JUNCTION BOX

The safest way to do this, is to make the connection inside the junction box and fill this up with resin (or bicomponent gel). The casting resin will keep your connection and your floor uplighter completely free of water.

Making your connection in watertight connectors with cable glands is another possibility. However, this option is less safe. Chances are that water will still find its way.

Once the connection in the junction box is made and you've tested your spots multiple times, you can fill the junction box with resin. Don't forget to test your spots before casting the resin. Once the resin is solidified, you cannot make any more changes to your connection!



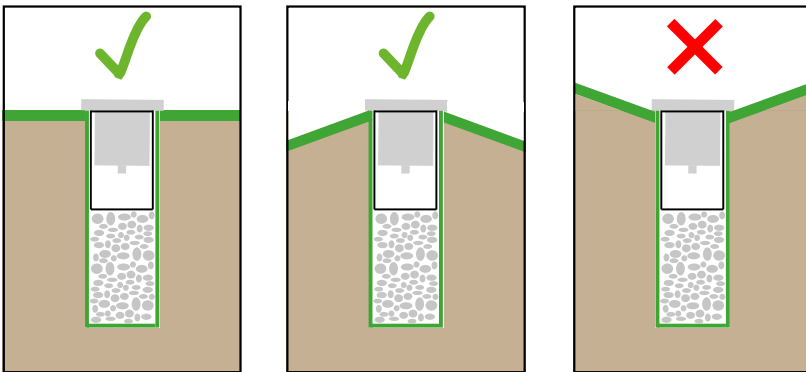
## SEALED CONNECTOR

This connector with cable glands can be used in the recess or under a wooden floor to make an IP68 waterproof connection between 2 or 3 flexible rubber cables type H07RN-F or equivalent. Once the connection has been made, this connector has the advantage of being completely removable.



## LOCATION

Never install your ground spots in a den. Install them on a flat or a higher surface.



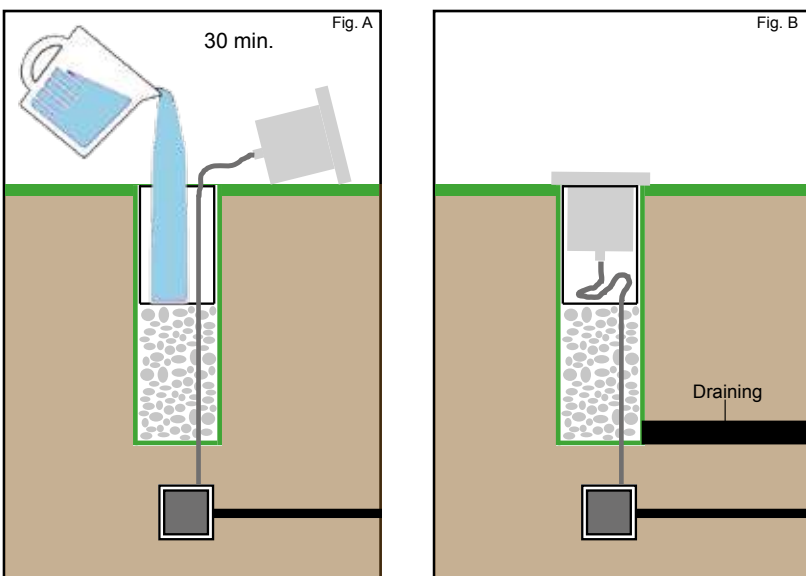
## THE DRAINING

IP68 luminaires:

Drainage is not necessary, but it is important to know that these fixtures are intended to be permanently immersed only in clear water. They are not designed to be immersed in chlorinated water, seawater or any other aggressive environment.

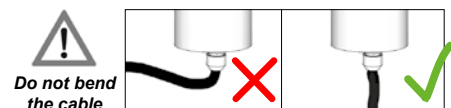
IP67 luminaires:

To ensure good drainage, install a layer of gravel with a minimum depth of 30cm under the recessed box. We recommend to perform the following test: Fill the recessing box with water (Fig.A) and make sure that it has completely dissolved in 30min. Otherwise, additional drainage is required (Fig.B)

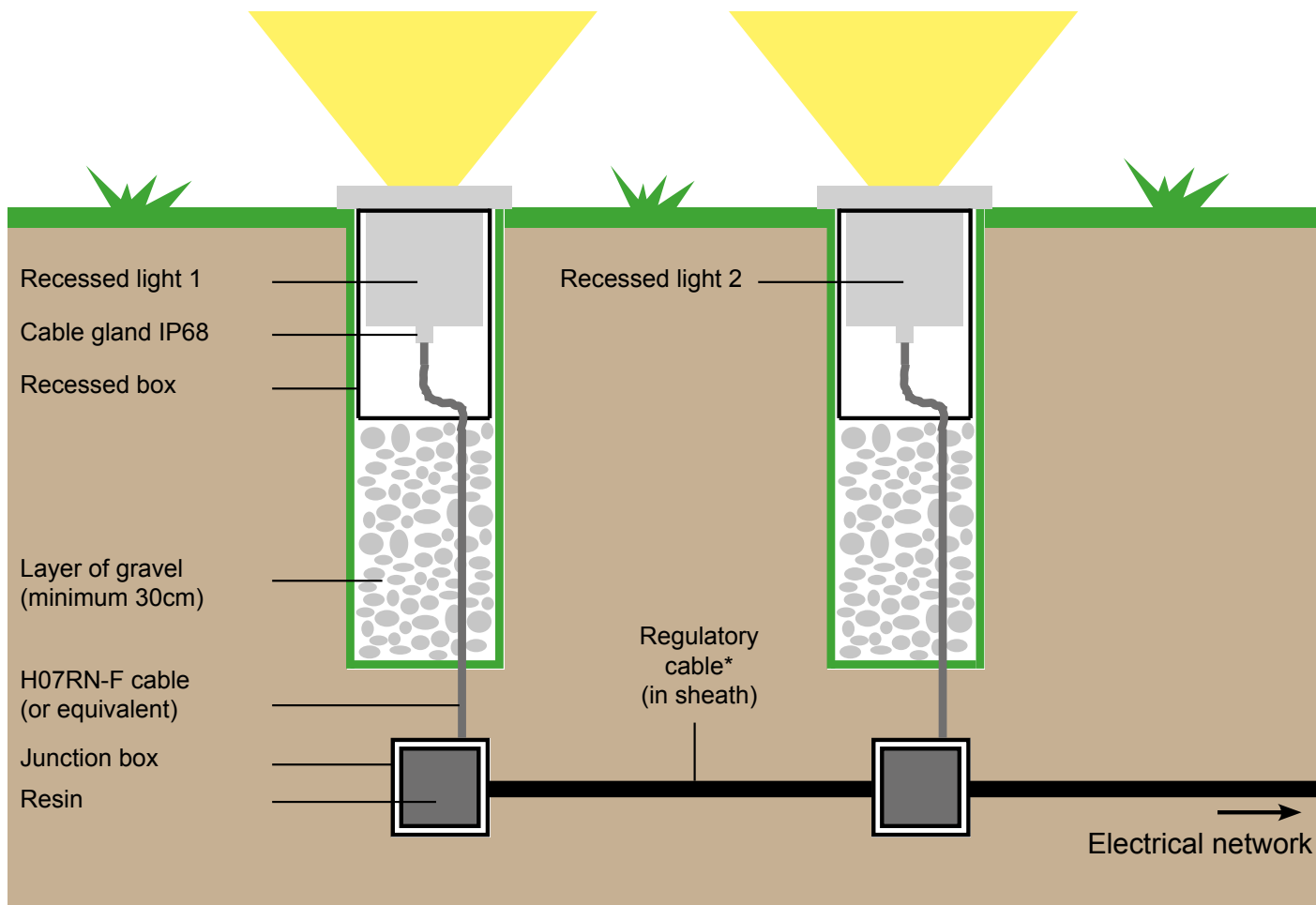


## IMPORTANT

To ensure a good seal of the IP68 cable gland, it is important to leave a sufficient length and not to «bend» the cable just at the exit of the cable gland.



## ILLUSTRATION OF A CONNECTION



\* see national regulations.

### THE CABLE

To ensure the tightness of the connection, with waterproof connectors or junction box, use a flexible rubber power cable type H07RN-F or equivalent. A flexible, rubber cable is much easier to seal off against water. When the swivel of the ground spot is fastened to the cable, the rubber cable sheath will function as a grommet. Nowadays, the cable will often be already attached to the ground spot. In this case, you don't need a separate cable.

Caution: if there's a cable attached to the ground spot, don't remove it! By doing this, you'll lose your warranty.

### THE DEPTH OF THE ELECTRICAL SHEATH

First of all, it is necessary to refer to national regulations.

Here is what we recommend:

- For an area not accessible to cars:

The electrical conduits must be buried at a minimum depth of 50 cm.

- For an area accessible to cars or under the sidewalks:

Electrical conduits must be buried to a minimum depth of 80 cm.

The buried electrical circuits must circulate in a sheath that can withstand shocks and crushing.

When covering these sheaths, it will be necessary to use soil or sand.

Under no circumstances should heavy stones be used to degrade the buried electric sheath with settlement.

### INTEGRATION IN A WOOD FLOOR OR TERRACE

The drilling of the wood blades will be at the recommended drilling diameter (see product sheet, manual, etc ...). The depth under the floor must allow to embed the spot and the waterproof connections. It is also necessary to ensure that there is sufficient space under the recess to prevent stagnation of the water and not to «bend» the cable just at the exit of the cable gland. Otherwise, drainage will be done.

# THE CONDENSATION

With the exception of a cause due to a bad connection, it is first of all a natural phenomenon. The main cause is the mounting of the luminaires in a humid atmosphere, the product being so tight that as soon as the saturation point is reached, the water condenses. When warm moist air comes into contact with the cold, the water inside the luminaire becomes condensation. When the water evaporates, it creates an ascending water vapor that can influence the electrical components. Sometimes this water vapor can cause the electrical installation to trip.

A rapid temperature change also creates a pressure difference which can cause condensation.

Pressure, temperature and humidity of the air are in a constant state of change and this has a not insignificant effect. Regardless of the tightness of the luminaire, this results in different pressure conditions between the interior of the enclosure and the environment causing the transport of the air that condenses in the luminaire.

The BEL Lighting warranty does not cover condensation, except if it is proven that the water infiltration is due to a defect of the lamp. In case of condensation, you must check the following points:

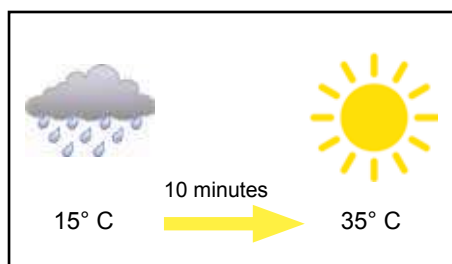
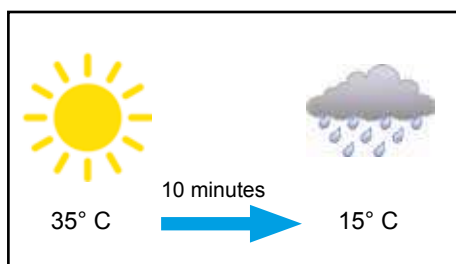
- Is the lamp properly installed?
- Are the seals sealed and the screws and glass tight enough?
- For bollard, it is possible that the humidity coming up from the ground is at the origin of the formation of the condensation.

On most of our bollards and wall lights, we use «sandblasted» glasses, which has the effect of making visible the drops of water due to condensation (see photo) and make the glass more transparent.

It is recommended when installing:

- Realize assembly and wiring in very dry weather
- Check the tightening condition of all clamping parts and cable glands
- Comply with the recommendations for outdoor wiring

**If in doubt, always refer to a professional.**



# MAINTENANCE

Regular cleaning is recommended with appropriate products to preserve the appearance and integrity of the luminaire surface. Never use harsh cleaning agents or chemical solutions that may attack the surface. We recommend the use of a damp cloth (microfiber preferably) or chamois leather and the use of our product «POLI INOX» for the maintenance and cleaning of parts in stainless steel, brass or copper.

During maintenance, if you find:

- A broken, cracked or unstuck protective glass
- Deterioration in the power cable
- a deteriorated seal

Then the luminaire is unusable, and the damaged parts must be repaired only with original spare parts.

**Examples of luminaires before and after cleaning with our «POLI INOX» product**



POLI INOX

# EMPFEHLUNGEN FÜR OUTDOOR VERKABELUNG

## Bodeneinbauleuchten

### DIE VERBINDUNG

Leuchten müssen von einem qualifizierten Techniker/Elektriker installiert und angeschlossen werden.

Damit diese in den Boden eingelassen werden können, müssen Sie diese natürlich an das Stromnetz angeschlossen werden. Diese Verbindung muss vor Feuchtigkeit geschützt sein, die durch den IP - Wert (International Protection). Dieser Wert besteht aus zwei Ziffern: die erste Ziffer bezeichnet den Schutz gegen feste Objekte und die zweite Ziffer, Schutz gegen Wasser und Feuchtigkeit.

Bodeneinbauleuchten werden oft an Orten mit schlechtem Wetter installiert, daher ist es unerlässlich:

- Wählen Sie eine Verbindungslösung mit der Schutzart IP68.
- Um den Kabelmantel und nicht die Leiter abzudichten.
- Verwenden Sie einen Einbautopf, wenn Sie im Boden installiert sind.

Zu vermeidende Fehler:

- Verwendung von nicht resistenten IP20-Steckverbindern (Foto 1) oder Klebeband (Foto 2).
- Die wasserdichte Verbindung erfolgt nicht am Kabelmantel, sondern an den Leitern (Fotos 3 und 4).
- Das Harz oder das Isoliergel ist nicht richtig gegossen (Foto 5).

Eine schlechte Dichtung, auch nur teilweise, erzeugt über das Kabel einen Anstieg des Wassers im Produkt. Dieses Phänomen des aufsteigenden Wassers durch «Kapillarität» schädigt die elektrischen Bauteile.



### IP68 BYPASS BOX

Der sicherste Weg, um eine wasserdichte IP68-Verbindung zu erreichen, ist die Verbindung mit einer Box und diese mit Harz füllen. Diese Art von Elektroisoliertgel besteht aus zwei Harzen zu mischen (wir sprechen von Zweikomponenten-Isoliergel). Das Harz, das in der Anschlussdose fließt, stellt sicher, dass die Verbindung und Ihr Produkt total geschützt wird gegen Wasser.

Es ist auch möglich, abgedichtete Steckverbinder mit Kabelverschraubungen anzuschließen. Dies ist jedoch eine weniger sichere Lösung, die Gefahr des Eindringens von Wasser besteht nicht.

Sobald die Verbindung zur Anschlussdose hergestellt ist und Sie Ihre Spots mehrmals getestet haben, können Sie das Harz in die Anschlussdose gießen. Vergessen Sie nicht, Tests durchzuführen, denn wenn das Harz erstarrt ist, kann keine Korrektur gemacht werden!





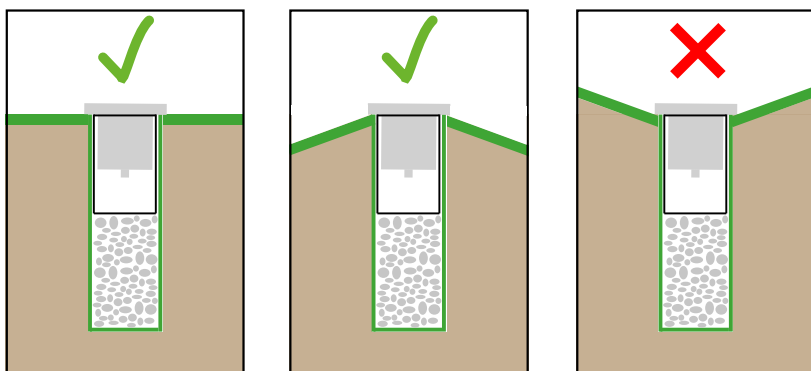
## VERDICHTETER ANSCHLUSS

Dieser Stecker mit Kabelverschraubungen kann in der Aussparung oder unter einem Holzboden verwendet werden, um eine IP68 wasserdichte Verbindung zwischen 2 oder 3 flexiblen Gummikabeln des Typs H07RN-F oder gleichwertig. Sobald die Verbindung hergestellt wurde, hat dieser Anschluss den Vorteil, dass er vollständig entfernbar ist.



## LAGE

Bodenstrahler mit einer Schutzart von weniger als IP68 dürfen niemals in Hohlräumen installiert werden, sondern auf einer flachen oder erhöhten Fläche.



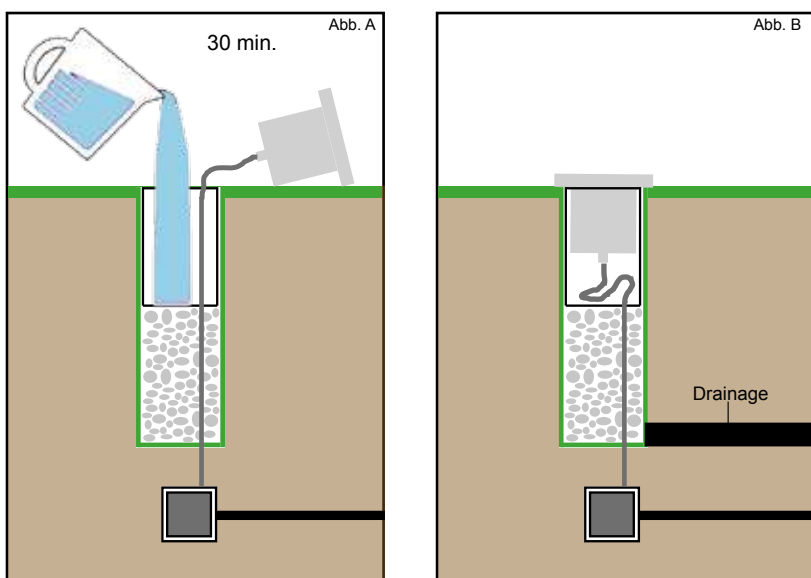
## ENTWÄSSERUNG

IP68 leuchten:

Entwässerung ist nicht notwendig, aber es ist wichtig zu wissen, dass diese Armaturen eingetaucht werden sollen permanent nur in klarem Wasser. Sie sind nicht dazu bestimmt, in chloriertes Wasser, Meerwasser oder Wasser eingetaucht zu werden oder andere aggressive Umgebung.

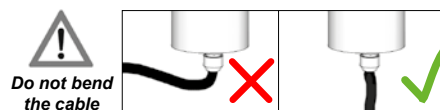
IP67 leuchten:

Um eine gute Entwässerung zu gewährleisten, installieren Sie bitte eine Kiesschicht mit einer Tiefe von mindestens 30 cm unter dem Topf Montage der Leuchte. Wir empfehlen folgenden Test durchzuführen: Füllen Sie die Vertiefung mit Wasser (Abb.A) und vergewissern Sie sich, dass in 30 Minuten das Wasser abgelaufen ist. Andermal ist eine zusätzliche Drainage erforderlich. (Abb.B)

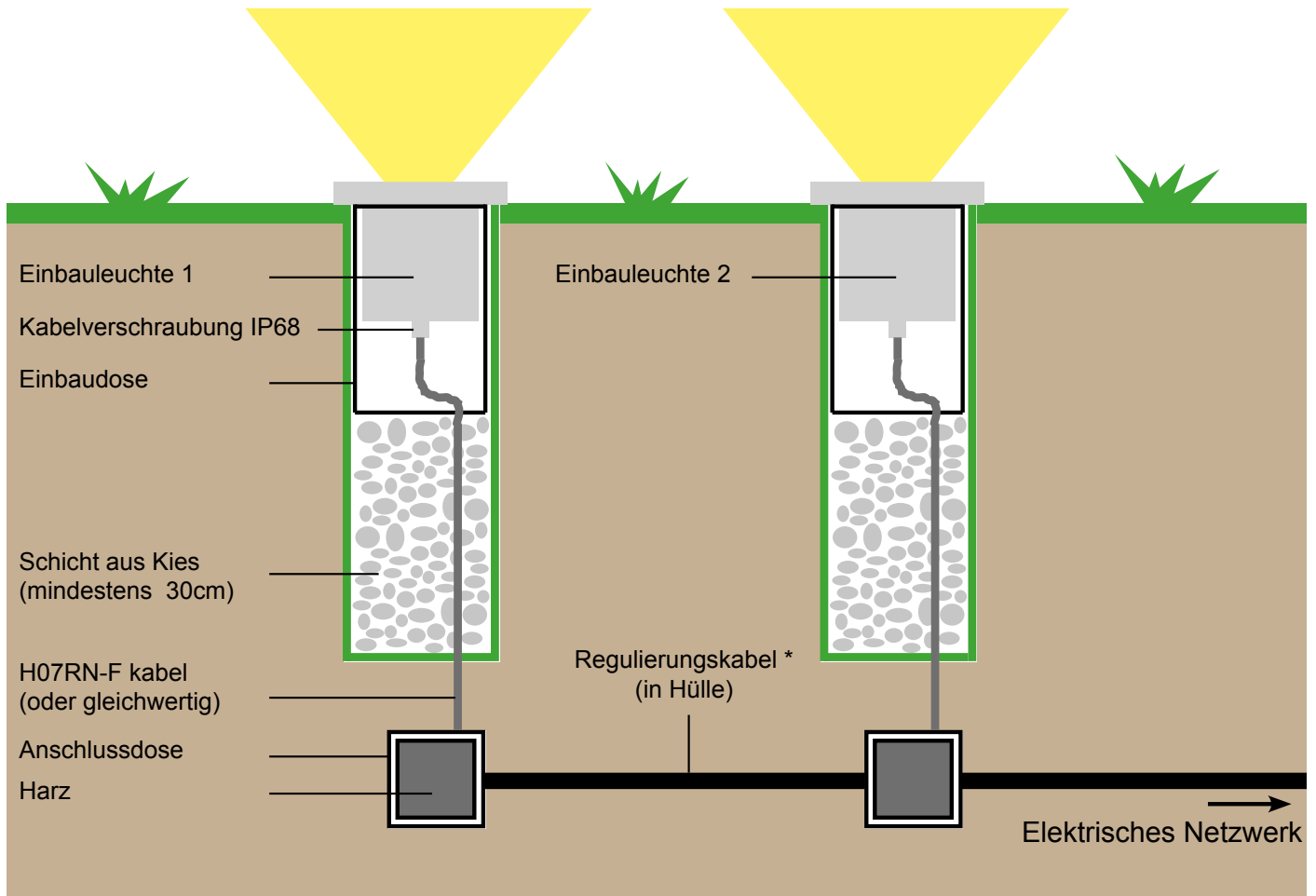


## WICHTIG

Um eine gute Abdichtung der Kabelverschraubung zu gewährleisten IP68, es ist wichtig, eine ausreichende Länge und zu gewährleisten das Kabel nicht direkt aus der Kabelverschraubung herausziehen



## ABBILDUNG EINER VERBINDUNG



\* siehe nationale Vorschriften.

### DAS KABEL

Um die Dichtheit der Verbindung zu gewährleisten, verwenden Sie bei wasserdichten Steckern oder Anschlussdosen ein flexibles Gummikabel H07RN-F oder gleichwertig. Ein flexibles Gummikabel ist viel einfacher gegen Wasser abzudichten. Wenn der Wirbel des Bodenflackes ist am Kabel befestigt, fungiert der Gummi-Kabelmantel als Tülle. Heutzutage wird das Kabel oft schon an der Bodenstelle. In diesem Fall benötigen Sie kein separates Kabel.

Achtung: Wenn ein Kabel am Boden angebracht ist, entfernen Sie es nicht! Dadurch verlieren Sie Ihre Garantie.

### INTEGRATION IN EINEN HOLZBODEN ODER TERRASSE

Das Bohren der Holzbalken erfolgt auf dem empfohlenen Bohrdurchmesser (siehe Produktblatt, Handbuch, etc ...). Die Tiefe unter dem Boden muss es ermöglichen, den Spot und die wasserdichten Verbindungen einzubetten. Es muss auch sichergestellt werden, dass genügend Platz vorhanden ist, um ein Stagnieren des Wassers zu verhindern und das Kabel nicht direkt am Ausgang der Kabelverschraubung zu «biegen». Andernfalls muss eine Drainage gemacht werden.

# WASSER KONDENSATION

Mit Ausnahme einer Ursache aufgrund einer schlechten Verbindung ist es vor allem ein natürliches Phänomen. Die Hauptursache ist die Montage der Leuchten in einer feuchten Atmosphäre, wobei das Produkt so dicht ist, dass sobald der Sättigungspunkt erreicht ist, das Wasser kondensiert. Wenn warme, feuchte Luft in Kontakt mit der Kälte kommt, wird das Wasser in der Leuchte zu Kondenswasser. Wenn das Wasser verdunstet, es entsteht ein aufsteigender Wasserdampf, der die elektrischen Komponenten beeinflussen kann. Manchmal dieses Wasser Dampf kann dazu führen, dass die elektrische Anlage auslöst

Eine schnelle Temperaturänderung erzeugt auch eine Druckdifferenz, die Kondensation verursachen kann. Druck, Temperatur und Feuchtigkeit der Luft sind in einem konstanten Zustand der Veränderung und dies hat einen nicht unbedeutenden Effekt. Egal ob durch die Dichtheit der Leuchte ergeben sich unterschiedliche Druckverhältnisse zwischen dem Innenraum des Gehäuses und der Umgebung verursacht den Transport der Luft, die in der Leuchte kondensiert.

Die Garantie von BEL Lighting deckt keine Kondensation ab, es sei denn, es wurde nachgewiesen, dass die Wasserinfiltration auf einen Defekt des Geräts zurückzuführen ist. Bei Kondensation müssen Sie folgende Punkte überprüfen:

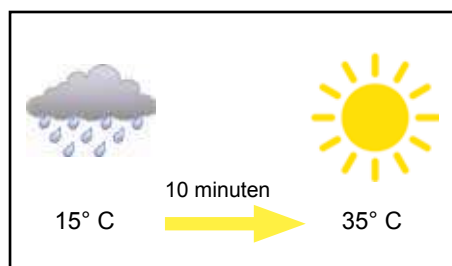
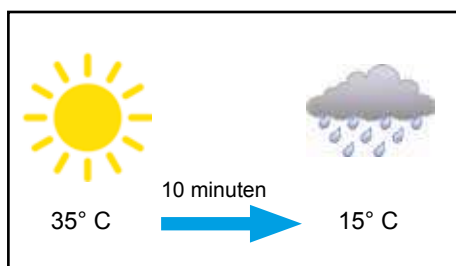
- Ist die Lampe richtig installiert?
- Sind die Dichtungen abgedichtet und die Schrauben und das Glas fest genug?
- Bei Pollern ist es möglich, dass die vom Boden kommende Feuchtigkeit die Ursache für die Bildung von Kondenswasser ist.

Bei den meisten unserer Poller und Wandleuchten verwenden wir «sandgestrahlte» Gläser, die die Wassertropfen sichtbar machen, aufgrund von Kondensation (siehe Foto) und machen das Glas transparenter.

Es wird empfohlen, bei der Installation:

- Realisieren Sie Montage und Verdrahtung bei sehr trockenem Wetter
- Überprüfen Sie den Anzugszustand aller Klemmteile und Kabelverschraubungen
- Beachten Sie die Empfehlungen für die Außenverdrahtung

Wenn Sie Zweifel haben, wenden Sie sich immer an einen Fachmann.



## INSTANDHALTUNG

Bei geeigneten Produkten wird eine regelmäßige Reinigung empfohlen, um das Erscheinungsbild und die Integrität der Leuchtenoberfläche zu erhalten. Verwenden Sie niemals scharfe Reinigungsmittel oder chemische Lösungen, die die Oberfläche angreifen könnten. Wir empfehlen die Verwendung eines feuchten Tuches (Mikrofaser vorzugsweise) oder Chamoisleder und die Verwendung unseres Produkts «POLI INOX» für die Wartung und Reinigung von Teilen in Edelstahl, Messing oder Kupfer.

Wenn Sie während der Wartung Folgendes finden:

- Ein gebrochenes, gerissenes oder nicht entferntes Schutzglas
- Verschlechterung des Stromkabels
- ein verschlechertes Siegel

Dann ist die Leuchte unbrauchbar und die beschädigten Teile müssen nur mit Original-Ersatzteilen repariert werden.

Beispiele für Leuchten vor und nach der Reinigung mit unserem Produkt «POLI INOX»



POLI INOX

# ΣΥΣΤΑΣΕΙΣ ΓΙΑ ΤΗΝ ΕΞΩΤΕΡΙΚΗ ΣΥΝΔΕΣΗ

## Φωτιστικά δαπέδου

### ΣΥΝΔΕΣΗ

Τα φωτιστικά πρέπει να εγκατασταθούν και να συνδεθούν από ειδικευμένο τεχνικό.

Για να λειτουργήσει το προϊόν σας, πρέπει φυσικά να το συνδέσετε στο ρεύμα. Η σύνδεση του καλωδίου του στεγανού φωτιστικού με το ρεύμα θα πρέπει να γίνει με στεγανό διακλαδωτή, όπως καθορίζεται από την τιμή IP (International Protection) του προϊόντος. Η τιμή στεγανότητας αποτελείται από δύο ψηφία: το πρώτο ψηφίο δηλώνει την προστασία από τα στερεά αντικείμενα και το δεύτερο ψηφίο την προστασία από το νερό και την υγρασία.

Τα χωνευτά φωτιστικά δαπέδου τοποθετούνται συχνά σε μέρη που υπόκεινται σε κακές καιρικές συνθήκες, επομένως είναι επιτακτική ανάγκη:

- Να επιλέξετε μια λύση σύνδεσης με βαθμό στεγανότητας IP68.
- Να σφραγίσετε τη εξωτερικό περίβλημα του καλωδίου και όχι τους αγωγούς (κλώνους).
- Να χρησιμοποιήσετε ένα κουτί υποδοχής όταν είναι εγκατεστημένο στο έδαφος.

Σφάλματα προς αποφυγή:

- Χρήση μη συνδεδεμένων υποδοχών IP20 (φωτογραφία 1) ή μονοτικής ταινίας (φωτογραφία 2).
- Η αδιάβροχη σύνδεση δεν γίνεται πάνω στο περίβλημα του καλωδίου αλλά πάνω στους αγωγούς (φωτογραφίες 3 και 4).
- Η ρητίνη ή η μονωτική γέλη δεν είναι κατάλληλα χυτευμένη (φωτογραφία 5).

Μια μερική ή κακή μόνωση θα προκαλέσει εισχώρηση του νερού στο προϊόν μέσω του καλωδίου. Αυτό το φαινόμενο της εισροής του νερού από τους κλώνους του καλωδίου καταστρέφει τα ηλεκτρικά εξαρτήματα και δεν επιτρέπει πλέον τη σωστή λειτουργία του προϊόντος.



### IP68 ΣΤΕΓΑΝΟ ΚΟΥΤΙ ΔΙΑΚΛΑΔΩΣΗΣ

Ο ασφαλέστερος τρόπος για να επιτευχθεί μια αδιάβροχη σύνδεση IP68 είναι να συνδεθεί με ένα κητίο, στο οποίο θα τοποθετηθούν τα καλώδια και έπειτα θα συμπληρωθεί με ρητίνη. Αυτός ο τύπος πηκτής ηλεκτρικής μόνωσης συντελείται με τη χρήση δύο διαφορετικών ρητίνων, οι οποίες αναμιγνύονται (μονωτικό πήκτωμα δύο συστατικών). Η ειδική αυτή ρητίνη, που ρίχνεται στο κουτί διακλάδωσης, εξασφαλίζει ότι η σύνδεση και το σημείο γείωσης θα είναι πλήρως προστατευμένα από το νερό και την υγρασία.

Επίσης υπάρχει η δυνατότητα να γίνει η σύνδεση με σφραγισμένους συνδετήρες, οι οποίοι έχουν στεγανούς στυπιοθλίπτες καλωδίων. Ωστόσο, αυτή είναι μια λιγότερο ασφαλής λύση, καθώς το ενδεχόμενο διήθησης του νερού δεν είναι απίθανο.

Μόλις γίνει η σύνδεση στο στεγανό κουτί διακλάδωσης και, αφού έχετε δοκιμάσει το προϊόν σας αρκετές φορές, μπορείτε ρίξετε τη ρητίνη στο κουτί διακλάδωσης. ΠΡΟΣΟΧΗ Μην παραλείψετε την εκτέλεση αυτών των δοκιμών λειτουργίας του φωτιστικού, διότι, μόλις στερεοποιηθεί η ρητίνη, δεν θα υπάρχει η δυνατότητα να τις εκτελέσετε! Η συνδεσμολογία δεν θα μπορεί να τροποποιηθεί!



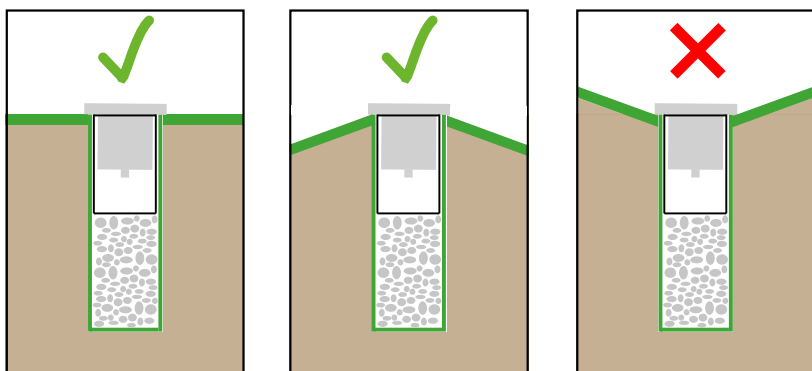
## ΣΤΕΓΑΝΟΣ ΣΥΝΔΕΤΗΡΑΣ (Connector box)

Αυτός ο σύνδεσμος, που αποτελείται από στυπιοθλίπτες καλωδίων, μπορεί να χρησιμοποιηθεί στην εσοχή ξύλινου πατώματος ή κάτω από αυτό, για να επιτευχθεί μια IP68 αδιάβροχη σύνδεση μεταξύ 2 ή 3 εύκαμπτων ελαστικών καλωδίων τύπου H07RN-F ή ισοδύναμου. Το πλεονέκτημα αυτού του τρόπου μόνωσης της σύνδεσης είναι ότι το εξάρτημα αυτό μπορεί να αφαιρεθεί.



## ΤΟΠΟΘΕΣΙΑ

Τα φωτιστικά δαπέδου με βαθμό προστασίας μικρότερο από IP68 δεν πρέπει ποτέ να τοποθετηθούν σε κοιλότητες. Τοποθετήστε τα σε επιφάνεια επίπεδη ή ανυψωμένη.



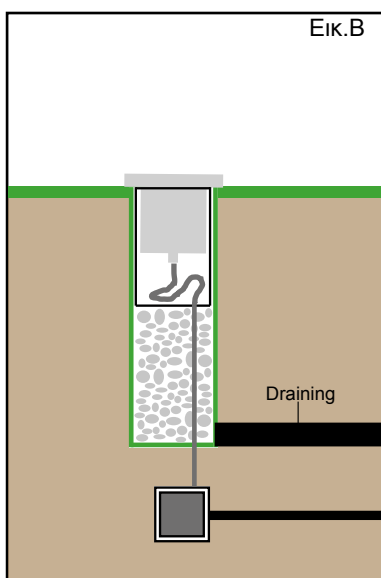
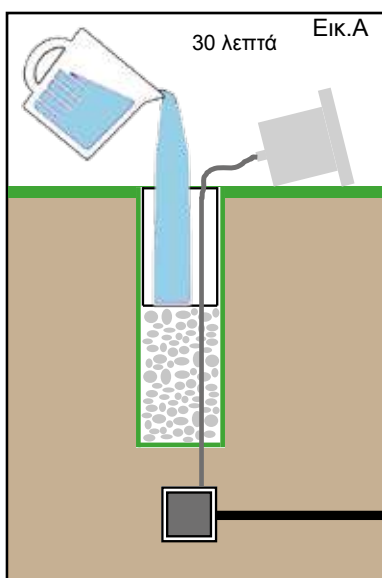
## ΠΡΟΣΟΧΗ

**Φωτιστικά IP68:**

Η αποστράγγιση δεν είναι απαραίτητη, αλλά είναι σημαντικό να γνωρίζουμε ότι αυτά τα εξαρτήματα προορίζονται να βυθιστούν μόνιμα μόνο σε καθαρό νερό (σταθερού pH μη όξινο ή βασικό). Δεν έχουν σχεδιαστεί για να βυθίζονται σε χλωριωμένο νερό, θαλασσίνο νερό ή οποιοδήποτε άλλο επιθετικό περιβάλλον.

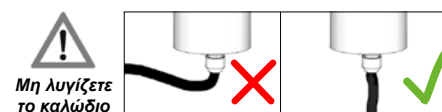
**Φωτιστικά IP67:**

Για να διασφαλιστεί η καλή αποστράγγιση, εγκαταστήστε ένα στρώμα από χαλίκι και ελάχιστου βάθους 30cm κάτω από το κιτίο τοποθέτησης του φωτιστικού. Συνιστούμε να εκτελέσετε την παρακάτω δοκιμή: Γεμίστε την εσοχή με νερό (Εικ. Α) και βεβαιωθείτε ότι όλος ο όγκος του νερού έχει εξαλειφθεί μέσα σε 30 λεπτά. Διαφορετικά, απαιτείται πρόσθετη αποστράγγιση (Εικ.Β)

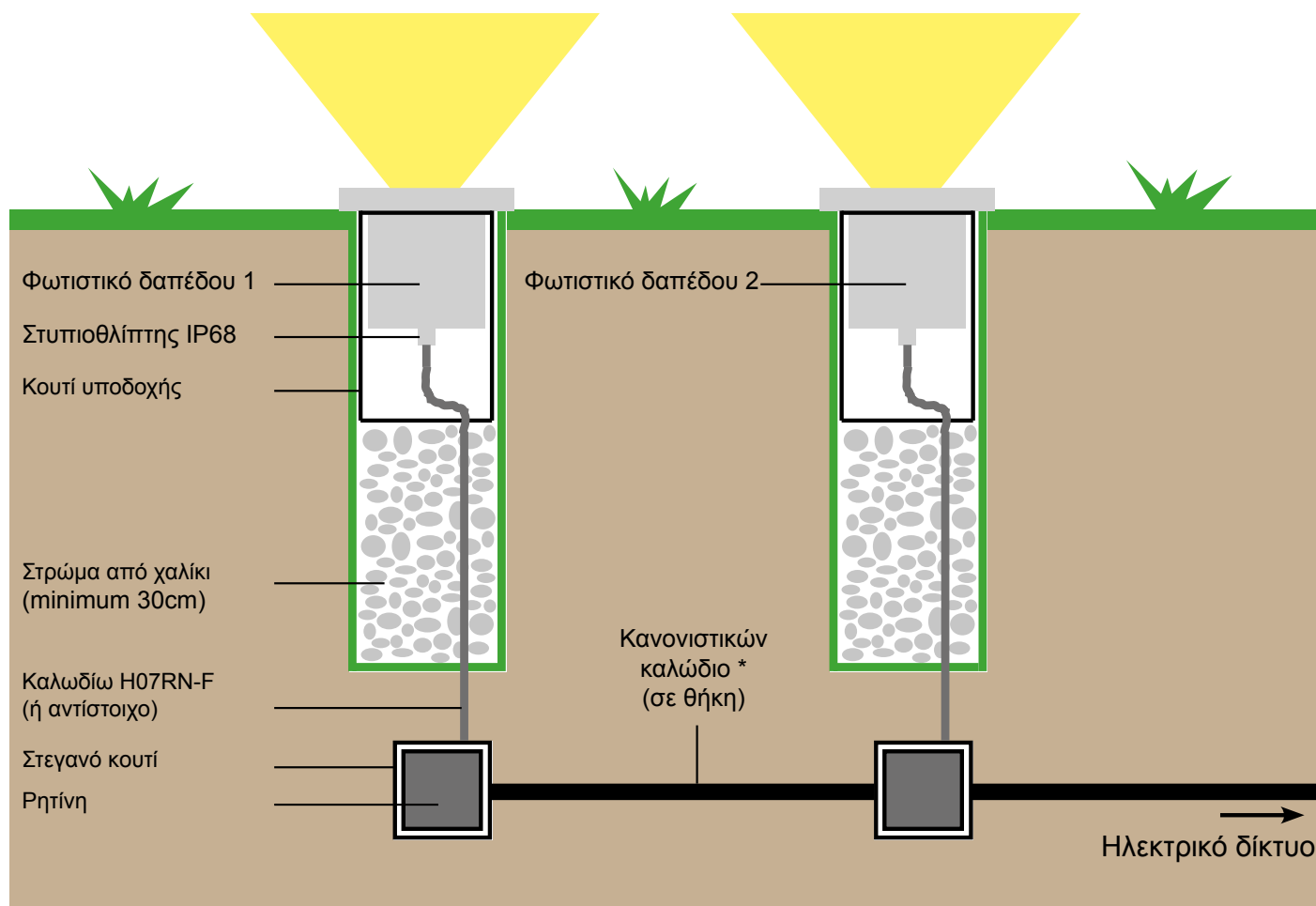


## ΣΗΜΑΝΤΙΚΟ

Για να εξασφαλιστεί μια καλή σφράγιση του στυπιοθλίπτη IP68 από τον οποίο εξέρχεται το καλώδιο, είναι σημαντικό να αφήσετε ένα επαρκές μήκος καλωδίου και όχι να διπλώσει το καλώδιο στο σημείο ακριβώς, που βγαίνει από τον στυπιοθλίπτη.



Μη λυγίζετε το καλώδιο



\* δείτε εθνικούς κανονισμούς.

### ΤΟ ΚΑΛΩΔΙΟ

Για να εξασφαλιστεί η στεγανότητα της σύνδεσης, με αδιάβροχους συνδέσμους ή στεγανό κουτί διακλάδωσης, είναι απαραίτητο να χρησιμοποιηθεί ένα εύκαμπτο καλώδιο τροφοδοσίας από καουτσούκ τύπου H07RN-F ή αντίστοιχο.

Προσοχή: μην αφαιρείτε ποτέ το εργοστασιακό καλώδιο, το οποίο είναι πάντα προσαρμοσμένο στο φωτιστικό. Διαφορετικά, η εγγύησή σας ακυρώνεται.

### ΒΑΘΟΣ ΧΩΝΕΥΣΗΣ ΚΑΛΩΔΙΩΝ ΡΕΥΜΑΤΟΣ

Καταρχάς, θα πρέπει να λάβουμε υπόψιν μας τους εθνικούς κανονισμούς.

Εδώ προτείνουμε:

- Για μια περιοχή, η οποία δεν είναι προσβάσιμη στα αυτοκίνητα: Τα καλώδια θα πρέπει να είναι τοποθετημένα εντός πλαστικών σωλήνων, που θα πρέπει να είναι θαμμένοι σε ελάχιστο βάθος 50 cm.

- Για μια περιοχή προσβάσιμη σε αυτοκίνητα ή σε περίπτωση που τα καλώδια θα τρέχουν κάτω από πεζοδρόμιο: Τα καλώδια θα πρέπει να είναι τοποθετημένα εντός πλαστικών σωλήνων, που θα πρέπει να είναι θαμμένοι σε ελάχιστο βάθος 80 cm.

Τα καλώδια της εγκατάστασης οφείλεται να είναι τοποθετημένα σε θήκη TPC (Σωλήνα Προστασίας Καλωδίων), περίβλημα πολυαιθυλένιου αποτελούμενο από ένα διπλό τοίχος που μπορεί να αντέξει τους κραδασμούς και τη σύνθλιψη.

Για την κάλυψη/θάψιμο των σωλήνων, στους οποίους θα τοποθετηθούν τα καλώδια της εγκατάστασης, πρέπει να χρησιμοποιηθεί χώμα ή άμμος. Σε καμία περίπτωση δεν θα πρέπει καλυφθούν από μεγάλες πέτρες, οι οποίες θα μπορούσαν να φθείρουν τις σωλήνες της εγκατάστασης.

### ΕΝΣΩΜΑΤΩΣΗ ΣΕ ΞΥΛΙΝΟ ΔΑΠΕΔΟ

Η διάτρηση του ξύλου, στο οποίο θα τοποθετηθεί το χωνευτό φωτιστικό, θα γίνεται με βάση τη διάμετρο διάτρησης (βλέπε φύλλο προϊόντος, εγχειρίδιο κ.λπ.), την οποία προτείνει η κατασκευάστρια εταιρεία.

Το βάθος κάτω από το ξύλινο δάπεδο πρέπει να επιτρέπει την ενσωμάτωση των σημειακών και αδιάβροχων συνδέσεων. Είναι επίσης απαραίτητο να εξασφαλιστεί η ύπαρξη επαρκούς χώρου κάτω από την εσοχή έτσι ώστε να αποφευχθεί η στασιμότητα του νερού και να μην καμφθεί το καλώδιο ακριβώς στην έξοδο του στηπιοθλίπτη.

## ΥΓΡΑΣΙΑ

Με εξαίρεση την περίπτωση μη ορθής σύνδεσης (όπως προβλέπεται από το φύλλο εγκατάστασης), η υγρασία είναι πάνω απ' όλα ένα φυσικό φαινόμενο. Η κύρια αιτία εμφάνισής της είναι η τοποθέτηση των φωτιστικών σε περιβάλλον με έντονα υγρή ατμόσφαιρα. Δεδομένου ότι το προϊόν να είναι πλήρως στεγανό (βάση αυτού που αναφέρεται λχ IP65/IP67/IP68), δεν επιτρέπει στην υγρασία, που παρεισφύρει κατά την τοποθέτηση να εξέλθει. Ο ζεστός, υγρός αέρας, που εισέρχεται κατά την τοποθέτηση, με την αλλαγή της ατμοσφαιρικής θερμοκρασίας (εναλλαγή ψύχους-ζέστης), παρουσιάζεται στο εσωτερικό του φωτιστικού με τη μορφή υδρατμών (σταγονίδια νερού). Όταν το νερό εξατμίζεται, δημιουργεί έναν αύξοντα υδρατμό που μπορεί επηρεάζουν τα ηλεκτρικά εξαρτήματα. Μερικές φορές, αυτός ο υδρατμός μπορεί να προκαλέσει την εκκένωση του ηλεκτρικού μετρητή.

Μια γρήγορη αλλαγή στη θερμοκρασία δημιουργεί επίσης διαφορά πίεσης που επίσης μπορεί να δημιουργήσει συμπύκνωση. Το δεδομένο ότι η ατμοσφαιρική πίεση, η θερμοκρασία και η υγρασία του αέρα είναι σε μια σταθερά εναλλασσόμενη κατάσταση σαφώς και επηρεάζει το φωτιστικό, ανεξάρτητα από τη στεγανότητά του.

Η εγγύηση BEL Lighting δεν καλύπτει τη συμπύκνωση, εκτός εάν είναι γνωστό ότι η είσοδος νερού οφείλεται σε ελάττωμα εργοστασιακό/ κατασκευαστικό.

Σε περίπτωση συμπύκνωσης, πρέπει να ελέγξετε τα εξής:

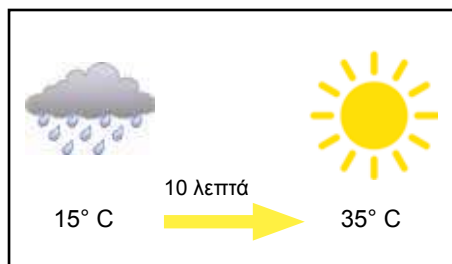
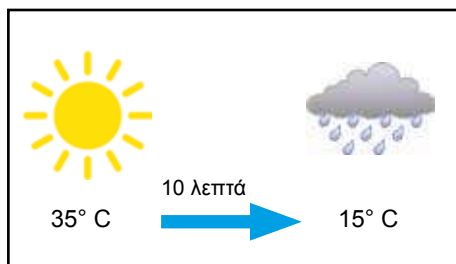
- Είναι σωστά τοποθετημένη η λάμπα;
- Οι σφραγίσεις είναι σωστά κλεισμένες, οι βίδες και το γυαλί αρκετά σφιχτά;
- Εάν πρόκειται για τερματικά, είναι πιθανό η υγρασία που έρχεται από το έδαφος να αποτελεί την αιτία του σχηματισμού της συμπύκνωσης.

Στις περισσότερες από τις κολώνες και τις απλίες μας, χρησιμοποιούμε γυαλιά «αμμοβολισμένα», στα οποία είναι ορατές οι υγροποιήσεις.

Για τον λόγο αυτό συνιστάται κατά την εγκατάσταση:

- Τοποθετείστε και συναρμολογήστε τα προϊόντα σε περιόδους χωρίς υγρασία (ξηρός καιρός).
- Ελέγξτε την κατάσταση σύσφιξης όλων των τμημάτων και των καλωδίων (συνδέσεις).
- Συμμορφωθείτε με τις συστάσεις για την εξωτερική καλωδίωση

**Σε περίπτωση αμφιβολίας, απευθυνθείτε πάντα σε εξειδικευμένους τεχνικούς.**



## ΣΥΝΤΗΡΗΣΗ

Απαιτείται τακτικός καθαρισμός, πάντοτε με κατάλληλα προϊόντα, για τη διατήρηση της όψης της επιφάνειας του φωτιστικού. Ποτέ μην χρησιμοποιείτε ισχυρά καθαριστικά ή χημικά διαλύματα, τα οποία μπορεί να φθείρουν την επιφάνεια του μετάλλου. Συνιστούμε τη χρήση ενός υγρού πανιού (κατά προτίμηση μικροϊνών) ή δέρματος σαμουά, καθώς και τη χρήση του προϊόντος μας «INOX POLISH» για τη συντήρηση και τον καθαρισμό εξαρτημάτων από ανοξείδωτο χάλυβα, ορείχαλκο ή χαλκό.

Κατά τη διαδικασία συντήρησης/καθαρισμού, εάν παρατηρήσετε:

- Ένα ραγισμένο, σπασμένο ή ξεφλουδισμένο προστατευτικό γυαλί
- Ένα φαγωμένο καλώδιο τροφοδοσίας
- Οποιαδήποτε φθορά στα σπειρώματα ή σε άλλα συνδετικά μέρη του φωτιστικού

Ενημερώστε την εταιρεία και φροντίστε να απεγκατασταθεί το φωτιστικό, ώστε να σταλθεί προς έλεγχο και επισκευή.

Σε περίπτωση φθοράς οποιουδήποτε εξαρτήματος ενός φωτιστικού, αρμόδια για την επισκευή και την τοποθέτηση νέου εξαρτήματος (ανταλλακτικού) είναι μόνο η εταιρεία κατασκευής.

**Παραδείγματα φωτιστικών πριν και μετά τον καθαρισμό με το προϊόν «POLI INOX»**



POLI INOX

# Grondstoffen

## Inox 304L en 316L

Inox is een uniek materiaal met een uitzonderlijke weerstand en makkelijk recycleerbaar. Zijn functionaliteit en zijn roestvrij staal is een uniek materiaal met een uitzonderlijke weerstand en eenvoudig te recyclen. De functionele waarden maakt het mogelijk om te worden gebruikt, niet alleen voor grote industriële projecten en prestigieuze, maar ook voor iedere tak van industrie (auto industrie, voeding, ...). Roestvrij staal kan ongewijzigd blijven tientallen jaren voordat zij behandeld dient te worden. Bovendien door zijn extreme weerstand voldoet hij aan alle mechanische en thermische sterkte. RVS zelfbescherming door te reageren op atmosferische zuurstof en het creëren van een beschermende membraan. De 304L inox kan vlekken oxidatie (iconische) vertonen die verdwijnt na reiniging. Het nikkel gehalte en chroom gehalte verhoogt de weerstand tegen corrosie. Let op roestvrij staal die is behandeld door instrumenten zoals draaibanken, CNC, enz.. wordt als gevolg van elektrische ladingen die zich ontwikkelde tijdens de behandeling als gevolg van wrijving gemagnetiseerd. Visueel, is inox een van de mooiste materialen, bekend om de duurzaamheid van zijn ontwerpen, hij word gerespecteerd door architecten en interieur ontwerpers. Gemakkelijk te combineren, is dit een uitzonderlijk materiaal.

### **De gedraaide Inox of RVS producten 304L – geborsteld uiterlijk (Kleurcode = 04):**

Kunnen zowel binnen als buiten gebruikt worden maar mogen niet in een vuile atmosfeer geplaatst worden ( bv. Industriële zone, haven, zwembad, chemische industrie enz.... Uw project moet op minstens 20km verwijderd zijn van de kust.

Voor een optimale installatie in een agressieve omgeving stellen we het volgende voor:

-versie High (code = 04EP) = Inox 304L geborsteld uiterlijk + Elektrolytisch polijsten.

Aarzel niet een gepersonaliseerde offerte aan te vragen.

### **De gedraaide Inox of RVS producten 316L – geborsteld uiterlijk (Kleurcode = 16):**

Deze kunnen gebruikt worden in agressieve omgevingen ( bv. aan zee, aan een zwembad, enz....) maar let op, dit sluit niet uit dat er zich roestvlekken kunnen vormen indien het toestel niet regelmatig gereinigd word. (vooral in een chlooromgeving of geïsoleerd, of als de producten blootgesteld worden aan extreem weer)

Voor een optimale installatie in een agressieve omgeving stellen we het volgende voor:

-versie High+ (code = 16EP) = Inox 316L geborsteld uiterlijk + Elektrolytisch polijsten.

Aarzel niet een gepersonaliseerde offerte aan te vragen.

### Elektrolytisch polijsten (oppervlaktebehandeling van roestvast staal)

Inox of RVS genaamd ( 304L of 316L ) geïnstalleerd in een maritieme omgeving ( tot 20 km verwijderd van de zee ) is gedoemd om vuil te worden. Vuil en andere microscopische deeltjes die met ijzer geladen zijn kunnen zich vast zetten op het oppervlak en samen met de zoute zee-nivel hun oxidatie in vorm van roestvlekken versnellen. Na de elektrolytische behandeling kunnen stof en spray zich niet meer vast zetten. Deze elektrochemische behandeling verwijdert onzuiverheden en ijzer en vermindert het oppervlak door micro-ontbraming. Het oppervlak, gladder en rijker aan chroom krijgt een schitterende glans en een optimale duurzame corrosiebestendigheid.

Verhoogde corrosiebestendigheid: voor de chemische en farmaceutische industrie, voor buiten- en architecturale toepassingen, voor boten en jachten, voor zwembaden en andere situaties van put- en spleetcorrosie.

Aarzel niet ons een persoonlijke prijsofferte te vragen. Deze behandeling is mogelijk op het grootste deel van ons gamma armaturen in inox 304L en 316L.

## Koper

Samen met goud, is koper het enige metaal dat van nature is gekleurd. Het natuurlijke aspect van dit metaal is rood, een kleur die hem een metaalglans geeft. Het heeft een thermische en elektrische geleidbaarheid en uitstekende weerstand tegen erosie door water, het maritieme milieu en organische zuren. Het heeft geen magnetische eigenschappen. Het koper beschermt zichzelf door het ontwikkelen van een natuurlijke laag van bruin-groen kleur bij blootstelling aan de externe omgeving.

## Messing

Dit is een legering van koper en zink. Harder metaal dan koper, heeft een natuurlijke geelachtige kleur. Messing creëert een natuurlijke laag van bruin-zwart op zijn oppervlak, dit zorgt voor zelfbescherming tegen corrosie bij blootstelling aan de externe omgeving.

Wij voeren de volgende uitvoeringen :

- messing gepolijst
- geborsteld messing
- bronzen afwerking








## Aluminium (serie 6000)

Aluminium legering van silicium en magnesium, gebruiken we vooral voor onze productie profielen van verschillende diktes van de 6000-serie. Het heeft een zeer goede decoratieve gedrag, maar ook een uitzonderlijke weerstand tegen atmosferische erosie.

Wij voeren de volgende uitvoeringen :

- geborsteld aluminium 
- geanodiseerd aluminium 
- gelakt aluminium 

### Behandeling van het aluminium

- **Anodiseren** : de transformatie van het aluminium oppervlak en het creëren van een kunstmatig laag oxide. De procedure gebeurt onder gecontroleerde omstandigheden en absoluut goed, deze oxidelaag is zeer consistent en hard om het aluminium te beschermen. Op al onze producten met kleurcode "32" voeren we een standaard anodisatie uit van **15 microns**.

Voor een optimale installatie in een agressieve omgeving stellen we het volgende voor:

Dubbele heldere anodisatie (code = 32D) of zwart (code = 02A): **20+ microns "sea side"**

Deze dubbele anodisatie wordt aanbevolen voor installatie in agressieve omgevingen ( aan zee, aan zwembad, enz...)Aarzel niet een gepersonaliseerde offerte aan te vragen.

- **Elektrostatische verf** : Is een polyester verflaag. Een fase waarin het herstel van het metaal gebeurt door een complete meertraps chromaat omzettingcoating  
BEL LIGHTING maakt hoofdzakelijk gebruik van AkzoNobel's ultra duurzame polyesterverf ontworpen voor buiten architectuur die een hoge weersbestendigheid en langdurige kleurstabiliteit vereist.

## Belgische blauwe steen

Van Belgische oorsprong, is gebruikt sinds meer dan 300 jaar in gebouwen doorgaan de Belgische geschiedenis. Dit is waarom de ontwerpers van Bel-Lighting dit hebben geïntroduceerd in hun productie.

De blauwe steen is een onvervangbaar materiaal van uitzonderlijke kwaliteit en, net als hout, stijgt de waarde in de tijd: de erosie zal blijven verfraaien.

Onze armaturen zijn met het label «echt Belgisch Blauwe Hardsteen uit Henegouwen» met de goedkeuring en technische certificaat verleend door het U.B.A.t.c.

## Iroko

De exotische hout «Iroko» komt uit Zuid-Afrika. Het type hout dat wordt gebruikt voor de scheepsbouw, tuinmeubilair, ... Zijn duurzaamheid is meer dan 25 jaar (Wood klasse I).

Het onderhoud wordt een keer per jaar gedaan met :

- een olie voor Iroko of Tek
- een beschermende houtvernissen voor buitengebruik

Voor levering heeft het hout reeds twee lagen primer (door impregnatie) gekregen maar geen afwerkings laag. Deze afwerkings laag dient te gebeuren na afwerking van de installatie om een betere weerbestendigheid te garanderen.

Het is een houtsoort van een zeer goede kwaliteit en met een betrouwbare weerstand.

# Matières premières

## Inox 304L ou 316L

L'acier inoxydable est un matériau unique d'une résistance exceptionnelle et facilement recyclable. Ses valeurs fonctionnelles et sa valeur monétaire lui permettent d'être utilisé non seulement pour des projets industriels majeurs et prestigieux, mais également pour toute forme d'industrie (automobile, alimentaire, ...). L'inox peut rester inchangé des décennies avant de devoir subir un quelconque traitement. En plus de son extrême résistance à la corrosion, il répond aux exigences de toutes les résistances mécaniques et thermiques. L'inox s'auto-protège en réagissant à l'oxygène atmosphérique en créant une membrane résistante de protection. Le 304L inoxydable (L= faible en carbone), peut présenter des taches d'oxydation qui disparaissent grâce au nettoyage. Sa teneur en nickel et chrome principalement augmente sa résistance à la corrosion. Attention, l'inox qui a subi un traitement par des instruments comme tours, CNC, etc... se magnétise en raison des charges électriques qui se sont développées pendant le traitement en raison du frottement. Visuellement, l'inox est l'un des plus beaux matériaux, connu pour la durabilité de ses designs, il l'emporte haut la main chez les architectes et les décorateurs. Facilement combinable, c'est un matériau exceptionnel.

### Les produits en Inox 304L tourné - aspect brossé (code couleur = 04):

Ils sont utilisables à l'intérieur et à l'extérieur, mais ne doivent pas être posés dans une atmosphère polluée (Zone industrielle, portuaire, piscine, industrie chimique, étable, etc...). Le lieu de votre projet doit être situé à plus de 20km des côtes.

Pour une installation optimale en milieu agressif, nous proposons:

- version High (code = 04EP) = Inox 304L aspect brossé + Electropolissage

N'hésitez pas à demander une offre personnalisée

### Les produits en Inox 316L tourné - aspect brossé (code couleur = 16):

Ils sont utilisables en milieux agressifs (bord de mer, bord de piscine, etc.), mais attention, ceci n'exclut pas l'apparition de quelques points de rouille si le luminaire n'est pas entretenu régulièrement (surtout en milieu chlorés et iodés, ou si les produits sont exposés à des fortes intempéries)

Pour une installation optimale en milieu agressif, nous proposons:

- version High+ (code = 16EP) = Inox 316L aspect brossé + Electropolissage

N'hésitez pas à demander une offre personnalisée

### L'électropolissage sur l'inox

L'inox (304L ou 316L) installé dans un environnement marin (jusqu'à 20km de la mer) est condamné à devenir terne. Les saletés et autres poussières microscopiques chargées en fer vont pouvoir s'y stocker et se mélanger aux sels des embruns de bord de mer et accélérer ainsi leur oxydation en tâches de rouille.

Après traitement électropolissage, les poussières et les embruns ne peuvent plus se stocker. Ce traitement purement électrochimique enlève les impuretés et le fer et diminue la surface par un micro-ébavurage. La surface, plus lisse et plus riche en chrome, obtient un éclat brillant et une résistance à la corrosion optimale et durable.

Ce procédé est utilisé pour l'industrie chimique et pharmaceutique, pour des applications extérieures et d'architecture, des bateaux et yachts, pour piscines, pour les situations maritimes et d'autres applications faisant face à la corrosion par piqûres.

N'hésitez pas à demander une offre personnalisée car ce procédé est réalisable sur la plupart de nos luminaires en inox 304L ou 316L.

## Cuivre

Avec l'or, le cuivre est le seul métal naturellement coloré. L'aspect naturel de ce métal a une couleur rouge ce qui lui donne un éclat métallique lorsqu'il brille. Il a une conductibilité thermique et électrique et une résistance excellente à l'érosion d'eau, l'environnement marin et aux acides organiques. Il ne présente pas d'attribut magnétique. Le cuivre s'auto-protège en développant une couche naturelle de couleur brune/verte lorsqu'il est exposé à l'environnement extérieur.

## Laiton

C'est un alliage de cuivre et de zinc. Métal plus dur que le cuivre, il a un aspect naturel jaunâtre. Le laiton crée une couche naturelle de couleur brune/noire à sa surface pour s'auto-protéger de la corrosion lorsqu'il est exposé à l'environnement extérieur.

Nous effectuons les finitions suivantes :

- laiton poli



- laiton brossé



- finition bronze



## Aluminium (série 6000)

Alliage d'aluminium de silicium et de magnésium, nous utilisons principalement pour notre production des profilés de différentes épaisseurs de la série 6000. Il présente une très bonne conduite décorative, mais aussi une résistance exceptionnelle à l'érosion atmosphérique.

Nous effectuons les finitions suivantes :

- aluminium brossé
- aluminium anodisé
- aluminium peint



### Traitements de l'aluminium

● **Anodisation** : c'est la transformation de la surface de l'aluminium et la création d'une couche artificielle d'oxyde.

La procédure se fait sous des conditions absolument contrôlées et ainsi cette couche d'oxyde est très cohérente et dure pour protéger l'aluminium.

Sur l'ensemble de nos produits avec le code couleur «32», nous effectuons une anodisation standard égale à **15 microns**.

Pour une installation optimale en milieu agressif, nous proposons:

double anodisation claire (code = 32D) ou noire (code= 02A): **20+ microns «sea side»**

Cette double anodisation est recommandée pour une installation en milieu agressif (bord de mer, bord de piscine, etc.)

N'hésitez pas à demander une offre personnalisée.

● **Peinture électrostatique** : c'est une couche polyesterique de peinture. Le stade antérieur est le recouvrement du métal avec un revêtement de conversion au chromate complet à plusieurs étapes afin qu'il soit encore plus résistant à l'érosion.

BEL LIGHTING utilise principalement des peintures polyester ultra durables du fabricant AkzoNobel, conçues pour l'architecture extérieure nécessitant un haut niveau de résistance aux intempéries et une stabilité de la couleur à long terme.

## Pierre bleue belge

D'origine belge, elle est utilisée depuis plus de 300 ans dans les constructions au travers de l'histoire belge. C'est donc une partie de cette histoire que les designers de Bel-Lighting ont introduit dans leur production.

La pierre bleue constitue une matière irremplaçable d'une qualité exceptionnelle et qui, tout comme le bois, augmente en valeur avec le temps : l'érosion et la patine continuent à l'embellir.

Nos luminaires portent l'étiquette « véritable Pierre Bleue belge du Hainaut » avec l'approbation technique et le Certificat accordé par l'U.B.A.t.c.

## Iroko

Le bois exotique « Iroko » provient du sud de l'Afrique. Le même type de bois est utilisé pour les constructions navales, hydrauliques, les meubles extérieurs,... Sa résistance est de plus de 25 ans (Wood class I).

Son entretien se fait une fois par an avec :

- une huile pour Iroko ou Tek
- un vernis de protection pour bois extérieur

Avant livraison, le bois a reçu deux couches de primaire (imprégnation) et aucune couche de finition, celle-ci est à faire lors de l'installation afin d'améliorer sa résistance aux intempéries.

C'est un bois d'une excellente qualité et d'une résistance fiable.

# Raw materials

## Stainless steel 316 and 304L

Stainless steel is a unique material with exceptional resistance that can be easily recycled. Its values and its functional cash value allows it to be used not only for prestigious and major industrial projects, but also for any type of industry (automotive, food, ...). Stainless steel can remain unchanged for decades before having to undergo any treatment. In addition to its extreme resistance to corrosion, it also has thermal and mechanical resistance. Stainless steel is self protected by responding to atmospheric oxygen by creating a resistant protective membrane. The 304L stainless can cause oxidation stains (ironic) that disappear through cleaning. Its nickel content, mainly chromium, increases its resistance to corrosion. Beware stainless steel that has been treated by instruments as lathes, CNC, etc.. is magnetized due to electrical charges that develop during treatment because of friction.

### Turned stainless steel 304L products - brushed appearance (color code = 04):

They can be used indoors and outdoors but should not be placed in a polluted atmosphere (industrial zone, port, swimming pool, chemical industry, barn, etc.). The place of your project must be located more than 20km from the coast.

For optimal installation in aggressive environments, we offer:

- High version (code = 04EP) = Stainless steel 304L brushed appearance + Electropolishing

Do not hesitate to ask for a personalized offer

### Turned stainless steel 316L products - brushed appearance (color code = 16):

They can be used in aggressive environments (seaside, poolside, etc.), but be careful, this does not exclude the appearance of some rust spots if the luminaire is not maintained regularly (especially in chlorinated environments and iodized, or if the products are exposed to severe weather)

For optimal installation in aggressive environments, we offer:

- High + version (code = 16EP) = Stainless steel 316L brushed appearance + Electropolishing

Do not hesitate to ask for a personalized offer

### Electropolishing of stainless steel

Stainless steel (304L or 316L) installed in a marine environment (up to 20km from the sea) is doomed to become dull. Dirt and other microscopic dust loaded with iron will be able to store and mix with the salts of seaside spray and accelerate their oxidation into rust stains.

After electropolishing treatment, dust and spray can no longer be stored. This purely electrochemical treatment removes impurities and iron and reduces the surface by micro-deburring. The surface, smoother and richer in chrome, gets a brilliant shine and an optimal and durable corrosion resistance.

This process is used for the chemical and pharmaceutical industry, for external and architectural applications, boats and yachts, swimming pools, for marine situations and other applications facing to pitting corrosion. Feel free to request a personalized offer, this process is available on most of our lights in stainless steel 304L or 316L.

## Copper

Together with gold, copper is the only metal that is naturally colored. The natural aspect of this metal has a red color which gives it a metal look when it shines. It has a thermal and electrical conductivity and has excellent resistance to erosion of water, Marine environment and organic acids. It has no magnetic attributes. Copper is self protected by developing a layer of natural brown-green when exposed to the outside environment.

## Brass

This is an alloy of copper and zinc. A harder metal than copper, it has a yellowish natural view. Brass creates a natural layer of brown-black on its surface for self protection from corrosion when exposed to the external environment.

We perform the following finishes :

- polished brass
- brushed brass
- bronze finish



## Aluminum (series 6000)

Alloys like Aluminum of silicon and magnesium, are used in principal for our production profiles of different thicknesses of the 6000 series. It has very good decorative conduct, but also an exceptional resistance to atmospheric erosion.

We perform the following finishes :

- brushed aluminum
- anodized aluminum
- painted aluminum



### Aluminum treatments

● **Anodization:** is the transformation of the surface of the aluminum and the creation of an artificial layer of oxide. The process is done under controlled conditions and so this oxide layer is very consistent and hard in order to protect the aluminum. On all our products with the color code «32», we perform a standard anodization equal to **15 microns**.

For optimal installation in aggressive environments, we offer:

double clear anodization (code = 32D) or black (code = 02A): **20+ microns «sea side»**

This double anodizing is recommended for installation in aggressive environments (seaside, poolside, etc.)

Do not hesitate to ask for a personalized offer.

● **Electrostatic painting:** it is a polyester layer of paint. The prior stage is the coating of the metal with a multi-step full chromate conversion coating to make it even more resistant to erosion.

BEL LIGHTING mainly uses AkzoNobel's ultra-durable polyester paints, designed for outdoor architecture requiring a high level of weather resistance and long-term color stability.

## Belgian stone

Of Belgian origin, it has been used for over 300 years in buildings throughout Belgian history. This is part of the story that the designers of Bel-Lighting have introduced into their production.

The blue stone is an irreplaceable material of exceptional quality, just like wood, it increases in value with time: erosion and patina continue to enhance & garnish.

Our range in stone are labeled «real Belgian Hainaut Blue Stone» with the approval and technical certificate delivered by U. B.A.t.c

## Iroko

The exotic wood «Iroko» comes from South Africa. The same type of wood is used for ships building, hydraulics, outdoor furniture, ... It's strength lasts more than 25 years (Wood class I).

Maintenance is done once a year with:

- an oil for Iroko or Tek
- a protective varnish for exterior wood

Before delivery, the wood has received two layers of primer (impregnation) and no topcoat, it is to do during installation to improve its weather resistance.

It is a wood of excellent quality and reliable resistance.

# Materialien

## Inox 304L oder 316L

Der rostfreie Stahl ist ein einzigartiges Material mit einer außergewöhnlichen Widerstandskraft und einfachen Wiederverwertbarkeit. Die funktionellen Werte und der wirtschaftliche Wert des Inox Stahls eignen sich nicht nur für den Einsatz in wichtigen und prestigeträchtigen Industrieprojekten sondern auch für jegliche andere Industriezweige (Automobil, Lebensmittel....) Inox kann jahrzehntelang unverändert bleiben bevor er irgendeiner Verarbeitung unterzogen wird. Außer der extremen Widerstandsfähigkeit gegen Korrosion (Rosten), erfüllt er auch die Anforderungen aller mechanischen und thermischen Widerstandskräfte. Inox reagiert auf Sauerstoff indem er eine resistente Schutzmembran entwickelt. Der 304L rostfreie Stahl kann Oxidierungsflecken aufweisen, welche aber durch Reinigung entfernt werden können. Seine Nickel- und Chrombestandteile erhöhen grundsätzlich seine Korrosionsresistenz. Vorsicht, Inox der durch Instrumente wie Drehzahlmesser, CNC (computergestützte numerische Steuerung) etc. verarbeitet wird, magnetisiert durch elektrische Ladung, die im Laufe der Behandlung durch Reibung entsteht. Optisch betrachtet zählt Inox zu den schönsten Materialien, bekannt für sein haltbares Design hat er einen hohen Stellenwert bei Architekten und Dekorateur. Da er leicht kombinierbar ist, gehört er zu den Ausnahmematerialien.

### **Gedrehte Edelstahl 304L Produkte - gebürstet (Farbcode = 04):**

Sie können im Innen- und Außenbereich verwendet werden, sollten jedoch nicht in einer verschmutzten Atmosphäre (Industriezone, Hafen, Schwimmbecken, chemische Industrie, Scheune usw.) aufgestellt werden. Der Ort Ihres Projekts muss mehr als 20 km von der Küste entfernt sein.

Für eine optimale Installation in aggressiven Umgebungen bieten wir:

- Hohe Version (Code = 04EP) = Edelstahl 304L gebürstet + Elektropolieren  
Zögern Sie nicht, nach einem persönlichen Angebot zu fragen

### **Gedrehtes Edelstahl 316L - gebürstet (Farbcode = 16):**

Sie können in aggressiven Umgebungen (am Meer, am Pool usw.) verwendet werden, aber seien Sie vorsichtig, dies schließt das Auftreten von Rostflecken nicht aus, wenn die Leuchte nicht regelmäßig gewartet wird (insbesondere in chlorierten Umgebungen und jodiert, oder wenn die Produkte sind) Unwetter ausgesetzt)

Für eine optimale Installation in aggressiven Umgebungen bieten wir:

- High + Version (Code = 16EP) = Edelstahl 316L gebürstet + Elektropolieren  
Zögern Sie nicht, nach einem persönlichen Angebot zu fragen.

### Inox-Stahl Elektropolierung

Edelstahl (304L oder 316L), das in einer Meeresumgebung (bis zu 20 km vom Meer entfernt) installiert wird, ist dazu verdammt, stumpf zu werden. Schmutz und andere mikroskopisch kleine, mit Eisen beladene Stäube können gespeichert werden und mit den Salzen des Meeressprays gemischt werden und ihre Oxidation zu Rostflecken beschleunigen.

Nach der Elektropolierbehandlung können Staub und Sprühnebel nicht mehr gelagert werden. Diese rein elektrochemische Behandlung entfernt Verunreinigungen und Eisen und reduziert die Oberfläche durch Mikroentgraten. Die Oberfläche, glatter und reicher an Chrom, erhält einen brillanten Glanz und eine optimale und dauerhafte Korrosionsbeständigkeit.

Dieses Verfahren erhöht die Korrosionsresistenz und wird in der chemischen- und pharmazeutischen Industrie eingesetzt, bei äußeren und architektonischen Anwendungen, Booten und Jachten, Schwimmbädern, im maritimen Bereich und anderen Anwendungen die von Lochfraß betroffen sind. Zögern Sie nicht ein individuelles Angebot anzufordern. Dieses Verfahren läßt sich mit der Mehrheit der Inox Leuchten 304L oder 316L durchführen.

## Messing

Es handelt sich um die Legierung aus Kupfer und Zink. Das Messing ist härter als Kupfer und hat einen natürlichen gelblichen Farbton. Das Messing entwickelt eine natürliche braun-schwarze Farbschicht an der Oberfläche um sich vor der Korrosion zu schützen wenn es den äußeren Witterungen ausgesetzt ist.

Wir verarbeiten folgende Messingsorten :

- glänzend Messing
- poliert Messing
- aus Bronze



## Kupfer

Gold und Kupfer sind die einzigen Metalle mit natürlichen Farben. Die natürliche Farbe des Kupfers geht ins Rötliche, was einen metallischen Schimmer hervorbringt wenn es glänzt. Das Kupfer hat eine thermische und elektrische Leitungsfähigkeit, besitzt eine exzellente Resistenz gegen Wassererosion, im maritimen Umfeld und gegen organische Säure. Es weist keine magnetischen Eigenschaften auf. Als Selbstschutz entwickelt das Kupfer eine natürliche Schicht in braun-grüner Farbe wenn es den äußeren Witterungen ausgesetzt ist.

## Aluminium (Serie 6000)

Für die Legierung von Aluminium, Silicium und Magnesium nutzen wir hauptsächlich für unsere Produktion Profilstahl in unterschiedlichem Umfang der Serie 6000. Das Aluminium besitzt gute Leitungsfähigkeiten, allerdings auch eine außergewöhnliche Resistenz gegen Lufterosion.

Wir verarbeiten folgende Ausführungen :

- Aluminium poliert
- anodisiert Aluminium
- gestrichen Aluminium



### Aluminiumverarbeitung

● **Anodisierung:** : ist die Umwandlung der Oberfläche des Aluminiums und die Schaffung einer künstlichen Oxidschicht. Der Prozess wird unter kontrollierten Bedingungen durchgeführt und daher ist diese Oxidschicht sehr beständig und hart, um das Aluminium zu schützen.

Bei allen unseren Produkten mit dem Farbcode «32» führen wir eine Standardanodisierung von **15 Mikron** durch.

Für eine optimale Installation in aggressiven Umgebungen bieten wir:

Doppelklare Anodisation (Code = 32D) oder Schwarz (Code = 02A): **20+ Mikron** «Meerseite»

Diese doppelte Eloxierung wird für die Installation in aggressiven Umgebungen (am Meer, am Pool usw.) empfohlen.

Zögern Sie nicht, nach einem persönlichen Angebot zu fragen.

● **Elektrostatische Lackierung:** Es ist eine Polyester-Farbschicht. Die Vorstufe ist die Beschichtung des Metalls mit einer mehrstufigen Vollchromat-Beschichtung, um es noch widerstandsfähiger gegen Erosion zu machen.

BEL LIGHTING verwendet hauptsächlich AkzoNobels extrem haltbare Polyesterfarben, die für die Außenarchitektur entwickelt wurden und eine hohe Wetterbeständigkeit und langfristige Farbstabilität erfordern.

## Stein aus Belgien

Dieser Stein stammt aus Belgien und wird seit über 300 Jahren im Bauwesen der belgischen Geschichte eingesetzt. Es handelt sich also um ein Stück belgische Geschichte die die Designer von Bel-Lighting in ihre Produktion übernommen haben.

Der Blaustein besteht aus einer unersetzbaren Materie mit einer ganz besonderen Qualität und gewinnt, so wie das Holz, mit der Zeit an Wert: Die Erosion und die Patina tragen zur Verschönerung bei.

Unsere Leuchten tragen die Aufschrift „wahrer Blaustein aus Belgien-Hennegau“ mit der technischen Zulassung und dem vom U.B.A.t.c. (Belgischer Verband für technische Zulassungen im Bauwesen) ausgestellten Zertifikat.

## Iroko

Das exotische Holz namens „Iroko“ stammt aus Südafrika. Die gleiche Holzart wird für den Schiffs- und Wasserbau, Außenaustattungen/Verkleidungen verwendet. Die Haltbarkeit reicht für mehr als 25 Jahre (Wood class I).

Die Behandlung erfolgt einmal im Jahr mit:

- einem Spezialöl für Iroko oder Tekholz
- einem Schutzlack für Außenholz

Vor der Lieferung hat das Holz zwei Schichten Grundierung (Imprägnierung) und keine Deckschicht erhalten, es ist während der Installation zu tun, um seine Witterungsbeständigkeit zu verbessern.

Es ist ein Holz von ausgezeichneter Qualität und zuverlässiger Beständigkeit.

# ΠΡΩΤΕΣ ΥΛΕΣ

## Ανοξειδωτος χάλυβας 316L - 304L

Ο ανοξειδωτος χάλυβας είναι ένα μοναδικό υλικό εξαιρετικής αντοχής και εύκολα ανακυκλώσιμο. Η λειτουργικότητά του και η νομισματική του αξία επιτρέπει να χρησιμοποιείται όχι μόνο για μείζονος κύρους βιομηχανικά έργα, αλλά και για κάθε μορφή βιομηχανίας (αυτοκίνητο, τρόφιμα, ...). Ο ανοξειδωτος χάλυβας μπορεί να παραμείνει αμετάβλητος για δεκαετίες, πριν υποβληθεί σε οποιαδήποτε συντήρηση. Εκτός από την εξαιρετική αντίσταση στη διάβρωση, ικανοποιεί τις απαιτήσεις μηχανικής αντοχής και θερμικής καταπόνησης. Ο ανοξειδωτος χάλυβας προστατεύει τον εαυτό του αντιδρώντας στο ατμοσφαιρικό οξυγόνο δημιουργώντας μια ισχυρή προστατευτική διάφανη μεμβράνη. Το ανοξειδωτο 304L μπορεί να παρουσιάσει σημεία οξειδωσης (καφέ-κόκκινα στίγματα), τα οποία εξαφανίζονται με τον καθαρισμό. Η περιεκτικότητά του σε νικέλιο και χρώμιο είναι που αυξάνει, κυρίως, την αντοχή του στη διάβρωση. Προσοχή, ο ανοξειδωτος χάλυβας που έχει υποβληθεί σε επεξεργασία με όργανα όπως τόρνοι, CNC, κλπ. μαγνητίζει λόγω των ηλεκτρικών φορτίων που αναπτύχθηκαν κατά τη διάρκεια της κατεργασίας λόγω τριβής. Οπτικά, ο ανοξειδωτος χάλυβας είναι ένα από τα πιο όμορφα υλικά. Το φινιρίσμά του, η ανθεκτικότητά του και η δυνατότητα επεξεργασίας του τον καθιστά το πλέον αγαπημένο υλικό σε αρχιτέκτονες και διακοσμητές.

### Προϊόντα από ανοξειδωτο χάλυβα 304L (κωδικός χρώματος = 04):

Μπορούν να χρησιμοποιηθούν σε εσωτερικούς και εξωτερικούς χώρους, αλλά δεν πρέπει να τοποθετούνται σε μολυσμένη ατμόσφαιρα (Βιομηχανική Ζώνη, λιμάνι, πισίνα, χημική βιομηχανία κλπ.). Ο τόπος του έργου σας πρέπει να βρίσκεται σε μεγάλη απόσταση από την ακτή και το ποσοστό υγρασίας θα πρέπει να παραμένει χαμηλό. Τα φωτιστικά θα πρέπει πάντα να συντηρούνται, και μάλιστα σε τακτά διαστήματα, με την ειδική αλοιφή, που προτείνει η εταιρεία μας (Poli INOX) και την οποία μπορείτε να δείτε στον κατάλογο.

### Τα προϊόντα από ανοξειδωτο χάλυβα 316L (κωδικός χρώματος = 16):

Μπορούν να χρησιμοποιηθούν σε επιθετικά περιβάλλοντα (παραθαλάσσια, δίπλα στην πισίνα κ.λπ.), αλλά προσέξτε, αυτό δεν αποκλείει την εμφάνιση Μερικής οξειδωσης, εάν το φωτιστικό δεν συντηρείται τακτικά (ειδικά σε χλωριωμένα και ιωδιωμένα περιβάλλοντα ή εάν τα προϊόντα εκτίθενται σε έντονα καιρικά φαινόμενα).

Γιατί προτιμάτε τον ανοξειδωτο χάλυβα 316L με γυαλιστερό/γυαλισμένο φινιρίσμα σε επιθετικά περιβάλλοντα;

Η απάντηση βρίσκεται στο ότι αυτού του είδους το βούρτσισμα, που δίνει αυτή την όψη γυαλισμένου (καθρέπτη) στον ανοξειδωτο χάλυβα, δεν επιτρέπει στη σκόνη να φωλιάσει στους πόρους του ανοξειδωτου, όπως συμβαίνει με το συμβατικό βούρτσισμα, που του χαρίζει ματ. Η βρωμιά και η μικροσκοπική σκόνη εμπλουτισμένη με σίδηρο μπορεί να αποθηκευτεί στους πόρους, που δεν κλείνουν πλήρως στο ματ φινιρίσμα, και έτσι να αναμιχθεί επίσης με τα άλατα του θαλάσσιου περιβάλλοντος, με αποτέλεσμα να επιταχυνθεί η οξειδωση και η εμφάνιση στιγμάτων. Το γυαλιστερό φινιρίσμα τύπου καθρέφτης δημιουργεί μια εντελώς λεία επιφάνεια, στην οποία η σκόνη και οι ρίποι δεν μπορούν να αποθηκευτούν.

Για βέλτιστη εγκατάσταση σε επιθετικά περιβάλλοντα, προσφέρουμε διαφορετικές λύσεις:

- βασική έκδοση (κωδικός χρώματος = 16) = βουρτσισμένος ανοξειδωτος χάλυβας 316L
  - Μεσαία έκδοση (κωδικός χρώματος = 16G) = γυαλισμένο με καθρέπτη 316L ανοξειδωτο ατσάλι (γυαλιστερό)
  - Υψηλή έκδοση + (κωδικός χρώματος = GEP) = γυαλιστερό καθρέπτη 316L από ανοξειδωτο χάλυβα (γυαλιστερό) + ηλεκτρο-στίλβωση
- Μην διστάσετε να ζητήσετε εξατομικευμένη προσφορά για τις εκδόσεις «Μεσαία» και «Υψηλή».

### Ηλεκτρο-στίλβωση ανοξειδωτου ατσαλιού

Ο ανοξειδωτος χάλυβας (304L ή 316L) εγκατεστημένος σε θαλάσσιο περιβάλλον είναι πολύ πιθανό να παρουσιάσει σημεία οξειδωσης σύντομα. Αυτή η καθαρά ηλεκτροχημική επεξεργασία αφαιρεί τις ακαθαρσίες και μειώνει την επιφάνεια με μικροδιαβροχοποίηση. Η επιφάνεια, ομαλότερη και πλουσιότερη σε χρώμιο, επιτυγχάνει μια λάμψη, αλλά και βέλτιστη και ανθεκτικότητα στη διάβρωση.

Αυτή η διαδικασία αυξάνει την ανθεκτικότητα του υλικού στη διάβρωση. Χρησιμοποιείται κυρίως στη χημική και φαρμακευτική βιομηχανία, καθώς και σε εξωτερικές και αρχιτεκτονικές εφαρμογές, όπως σκάφη, yachts, πισίνες και γενικά σε υδάτινο περιβάλλον. Μη διστάσετε να επικοινωνήσετε μαζί μας, για να μάθετε περισσότερα και να δείτε σε ποια από τα προϊόντα μας μπορεί να πραγματοποιηθεί αυτή η ιδιαίτερη επεξεργασία.

## Ορείχαλκος

Ο ορείχαλκος είναι ένα κράμα χαλκού και ψευδαργύρου. Το μέταλλο αυτό είναι πιο σκληρό από τον χαλκό και έχει φυσική κιτρινωπή εμφάνιση. Ο ορείχαλκος δημιουργεί ένα φυσικό στρώμα μαύρο-καφέ στην επιφάνειά του, για να προστατεύεται από τη διάβρωση όταν εκτίθεται σε εξωτερικό περιβάλλον.

Στον κατάλόγο μας θα βρείτε τον ορείχαλκο σε τρεις διαφορετικές επιλογές:

- γυαλισμένο ορείχαλκο
- βουρτσισμένο ορείχαλκο
- μπρονζέ φινιρίσμα





## Αλουμίνιο (σειρά 6000)

Πρόκειται για κράμα αλουμινίου πυριτίου και μαγνησίου, το οποίο χρησιμοποιούμε κυρίως για τα προφίλ, σε διαφορετικό πάχος, στην παραγωγή μας. Παρουσιάζει εξαιρετική αντίσταση στην ατμοσφαιρική διάβρωση και έχει μια Ραφινάρισμένη όψη.

Στον κατάλόγο μας θα βρείτε το αλουμίνιο σε τρεις στάνταρ version:

- βουρτσισμένο αλουμίνιο
- ανοδωμένο αλουμίνιο
- βαμμένο αλουμίνιο



### Επεξεργασίες στο αλουμίνιο

● **Ανοδίωση** : είναι η μετατροπή της επιφάνειας του αλουμινίου και η δημιουργία ενός τεχνητού στρώματος οξειδίου. Η διαδικασία γίνεται υπό απόλυτα ελεγχόμενες συνθήκες και έτσι αυτό το στρώμα οξειδίου είναι απολύτως ανθεκτικό και σκληρό για την προστασία του αλουμινίου. Προτείνουμε 2 λύσεις:  
τυπική ανοδίωση (κωδικός χρώματος = 32): **15 μικρά**  
διπλή ανοδίωση (κωδικός χρώματος = 32D): **20+ μικρά**  
Αυτή η διπλή ανοδίωση συνιστάται για εγκατάσταση σε επιθετικά περιβάλλοντα (παραθαλάσσια, δίπλα στην πισίνα, κ.λπ.)  
Μην διστάσετε να ζητήσετε μια εξατομικευμένη προσφορά.

● **Ηλεκτροστατική βαφή** : είναι ένα στρώμα πολυεστερικού χρώματος. Προηγείται η απολάδωση και επίστρωση με ειδικό αστάρι, πριν ξεκινήσουν τα πολλαπλά στάδια βαφής, ώστε να είναι ακόμα πιο ανθεκτική η όψη του στη διάβρωση. Η BEL LIGHTING χρησιμοποιεί ανθεκτικά χρώματα πολυεστέρα από της AkzoNobel, σχεδιασμένα για αρχιτεκτονική εξωτερικών χώρων, όπου απαιτείται υψηλό επίπεδο αντοχής στις καιρικές συνθήκες και μακροχρόνια σταθερότητα χρώματος.

## Χαλκός

Μαζί με τον χρυσό, ο χαλκός είναι το μόνο μέταλλο σε φυσικό χρώμα. Η φυσική εμφάνιση αυτού του μετάλλου έχει ένα κόκκινο χρώμα, που του δίνει μια ιδιαίτερη λάμψη. Έχει θερμική και ηλεκτρική αγωγιμότητα και εξαιρετική αντοχή στη διάβρωση του νερού, σε περιβάλλον θαλάσσια και οργανικά οξέα. Δεν έχει μαγνητικά χαρακτηριστικά. Ο χαλκός προστατεύει τον εαυτό του αναπτύσσοντας ένα στρώμα οπτικά καφέ-πράσινο, μια πατίνα, όταν εκτίθεται στο εξωτερικό περιβάλλον.

## Μάρμαρο Βελγίου

Στο Βέλγιο έχει χρησιμοποιηθεί για πάνω από 300 χρόνια στην κατασκευή κτηρίων. Η βελγική αυτή πέτρα είναι μέρος της βελγικής ιστορίας, που οι σχεδιαστές της Bel-Lighting επέλεξαν να χρησιμοποιήσουν στην κατασκευή των υλικών της. Η μπλε πέτρα είναι ένα αναντικατάστατο υλικό εξαιρετικής ποιότητας και, όπως το ξύλο, αυξάνει την αξία της συν το χρόνο: η διάβρωση και η πατίνα που δημιουργούνται συνεχίζουν να την ομορφαίνουν. Τα φωτιστικά μας φέρουν την επिकέτα «True Belgian Blue Stone of Hainaut» με την τεχνική έγκριση και το πιστοποιητικό που έχει χορηγηθεί από το U.B.A.t.c.

## Ξύλο iroko

Το εξωτικό ξύλο «Iroko» προέρχεται από τη νότια Αφρική. Ο ίδιος τύπος ξύλου χρησιμοποιείται στη ναυπηγική, στην κατασκευή επίπλων εξωτερικού χώρου, κ.α. Η αντοχή του είναι πάνω από 25 χρόνια (ξύλινη κλάση I).

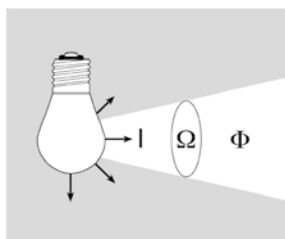
Η συντήρησή του γίνεται μία φορά το χρόνο με δύο τρόπους:  
- ένα λάδι για το Iroko ή το Tek  
- προστατευτικό βερνίκι για εξωτερικό ξύλο

Πριν από την παράδοση, το ξύλο έχει λάβει δύο στρώσεις αστάρι (impregnation) και η τελική επίστρωση πρέπει να γίνει μετά την εγκατάσταση, για να βελτιώσει την ανθεκτικότητά του στις καιρικές συνθήκες. Είναι ένα ξύλο εξαιρετικής ποιότητας και αξιόπιστης αντίστασης.

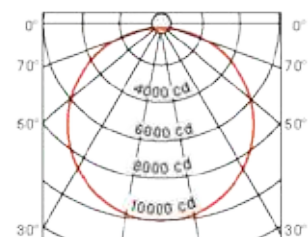
## Unit of light measurement



Illuminance (lx)



Luminous flux (lm)



Luminous intensity (cd)

### Verlichting

**lux : (lx)** de lux stemt dus overeen met de verlichtingssterkte die men heeft wanneer iedere vierkante meter van het beschouwde oppervlak een lichtstroom van één lumen ontvangt. Het aantal lux wordt bijgevolg gevonden als het quotiënt van de totaal ontvangen lichtstroom, uitgedrukt in lumen, en de grootte van het verlichte oppervlak uitgedrukt in vierkante meters; derhalve is 1 lux = 1 lumen/m<sup>2</sup>.

### L'éclairage

**lux : (lx)** compte la luminosité ,c'est-à-dire l'écoulement lumineux qui tombe sur une surface concrète.Cette mesure est influencée par la fréquence de la radiation et la distance de la source. Plus grande est la distance de la source lumineuse, plus petite sera la luminosité. L'unité lux représente les lumens par mètre carré de surface (lumen/m<sup>2</sup>) et est utilisée pour déterminer l'écoulement lumineux indispensable au point éclairé. La différence entre lux et lumen est que le lux prend en compte la surface sur laquelle tombe l'écoulement lumineux.

### Illuminance

**lux : (lx)** the brightness, i.e. the luminous flow which falls on a concrete surface. This measure is influenced by the frequency of the radiation and the distance from the source. The greater the distance from the light source, the smaller the brightness. The lux unit represents brightness per square meter of surface (lumen/m<sup>2</sup>) and is used to determine the flow of light in critical points. The difference between lux and lumen is that lux takes into account the surface on which the light flow falls.

### Beleuchtung

**lux : (lx)** misst die Leuchtkraft, d.h. den Lichteinfall auf eine bestimmte Fläche. Diese Messung wird von der Strahlenfrequenz und der Distanz zur Lichtquelle beeinflusst. Je weiter der Abstand zur Leuchtquelle, desto kleiner die Leuchtkraft. Die Einheit lux steht für Lumens pro m<sup>2</sup> Fläche (lumen/m<sup>2</sup>) und wird zur Bestimmung des notwendigen Lichteinfalls am beleuchteten Punkt genutzt. Der Unterschied zwischen Lux und Lumen ist der, dass Lux die Fläche auf die das Licht einfällt, mitberücksichtigt.

### Φωτισμός

**lux : lx (λούξ)** Σε lux μετρείται η φωτεινότητα (illuminance), δηλαδή η φωτεινή ροή που προσπίπτει σε μία συγκεκριμένη επιφάνεια, μακριά από μία φωτεινή πηγή. Η τιμή αυτή επηρεάζεται από τη συχνότητα της ακτινοβολίας και την απόσταση από την πηγή. Όσο μεγαλύτερη είναι η απόσταση από τη φωτεινή πηγή, τόσο μικρότερη θα είναι η φωτεινότητα. Η μονάδα lux αντιπροσωπεύει τα lumens ανά τετραγωνικό μέτρο επιφάνειας (lumen/m<sup>2</sup>) και χρησιμοποιείται, για να προσδιορίσει την απαραίτητη φωτεινή ροή στο φωτιζόμενο σημείο. Η διαφορά ανάμεσα σε lux και σε lumen είναι ότι το lux λαμβάνει υπόψη την επιφάνεια, στην οποία προσπίπτει η φωτεινή ροή.

## Lichtstroom

Alle uitgestraald vermogen uitgezonden door een lichtbron en waargenomen door het heet lichtstroom.

**lumen** : (lm) rekening houdend met de stroom van licht (flux), dat een lichtbron produceert.

## Flux lumineux

Toute la puissance rayonnée émise par une source lumineuse et perçue par l'œil est appelée flux lumineux .

**lumen** : (lm) compte l'écoulement lumineux( flux), que produit une source lumineuse.

## Luminous flux

All the radiated power emitted by a light source and perceived by the eye is called luminous flux.

**lumen** : (lm) is the luminous flow (flux), that a light source produces.

## Lichtstrom

Die gesamte Strahlkraft die von einer Lichtquelle ausgeht, wird durch das Auge wahrgenommen und Lichtstrom genannt.

**lumen** : (lm) zählt den Lichtstrom den eine Leuchtquelle produziert.

## Φωτεινή ροή

Όλες η εκπεμπόμενη ισχύς που εκπέμπεται από μια πηγή φωτός και αντιληπτή από το μάτι καλείται φωτεινή ροή.

**lumen** : lm (λούμεν) Η μονάδα μέτρησης της φωτεινής ροής (luminous flux), την οποία παράγει μια φωτεινή πηγή.

## De lichtintensiteit

In het algemeen straald een lichtbron haar lichtstroom in verschillende richtingen en met verschillende sterktes. De intensiteit van de zichtbare straling in een bepaalde richting wordt lichtsterkte genoemd.

**candela** :( cd ) Dit is de intensiteit van de lichtbron, die aan een meter van de lichtbron een helderheid van 1 lumen/m<sup>2</sup> (dat wil zeggen 1 lux).

## Intensité lumineuse

D'une manière générale, une source de lumière émet son flux lumineux dans des directions différentes et à des intensités différentes. L'intensité de rayonnement visible dans une direction particulière est appelée intensité lumineuse.

**candela** :( cd ) Il s'agit de l'intensité de la source lumineuse, qui à distance d'un mètre de la source a une luminosité de 1 lumen/m<sup>2</sup> (c'est-à-dire 1 lux).

## Luminous intensity

Generally speaking, a light source emits its luminous flux in different directions and at different intensities. The visible radiant intensity in a particular direction is called luminous intensity.

**candela** :( cd ) Hier handelt es sich um die Intensität der Lichtquelle, welche bei einem Abstand von 1m von der Lichtquelle eine Leuchtkraft von 1 Lumen/m<sup>2</sup> beträgt (also 1 lux).

## Lichtintensität

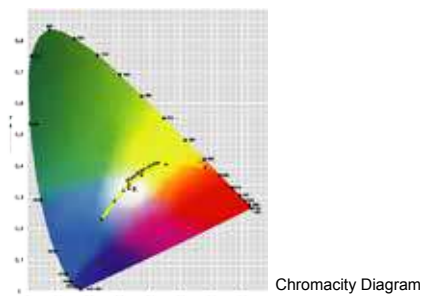
Im allgemeinen strahlt eine Lichtquelle ihren Lichtstrom in verschiedene Richtungen und in unterschiedlicher Intensität aus. Die Intensität der sehbaren Leuchtkraft in eine bestimmte Richtung wird Lichtintensität genannt.

**candela** :( cd ) die Intensität der Lichtquelle, eine Entfernung von einem Meter von der Quelle eine Helligkeit von 1 Lumen/m<sup>2</sup> (dh 1 Lux) in Bezug auf die Farbzuordnung des Lichts.

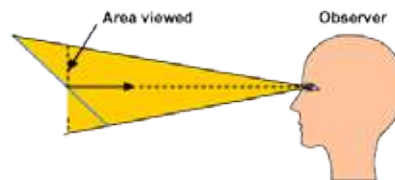
## Η ένταση του φωτός

Σε γενικές γραμμές, μια πηγή φωτός εκπέμπει φωτεινή ροή της προς διαφορετικές κατευθύνσεις και σε οιαφορετικές εντάσεις. Το ορατό ένταση ακτινοβολίας σε μια συγκεκριμένη κατεύθυνση ονομάζεται φωτεινή ένταση.

**candela:cd (καντέλα)** Πρόκειται για την ένταση της φωτεινής πηγής, που σε απόσταση ενός μέτρου από την πηγή έχει φωτεινότητα ενός lumen/m<sup>2</sup> (δηλ. ενός lux).



Color temperature



Luminance

### Kleurtemperatuur

De kleurtemperatuur van een lichtbron wordt gedefinieerd ten opzichte van een "zwarte straal" en weergegeven op de "Planck curve", zoals weergegeven op het diagram. Hoe meer de kleurtemperatuur van deze "zwarte straal" hoog is, hoe hoger het blauw spectrum is en hoe minder rood aanwezig is.

### La température de couleur

La température de couleur d'une source lumineuse est définie par rapport à un «corps radiateur noir» et reportée sur ce qui est connu sous le nom de la «courbe de Planck», comme le montre le diagramme. Plus la température de ce «corps radiateur noir» est élevée, plus grande est la composante bleue du spectre et plus petite la composante rouge.

### Color temperature

The color temperature of a light source is defined in relation to a «black body radiator» and plotted on what is known as the «Planckian curve» as shown in the diagram. The higher the temperature of this «black body radiator», the greater the blue component of the spectrum and the smaller the red component.

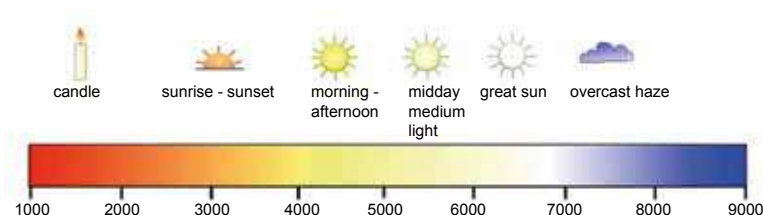
### Farbtemperatur

Die Farbtemperatur einer Lichtquelle wird anhand eines „schwarzen Strahlkörpers“ definiert und auf die „Plancksche Kurve“ übertragen, wie in dem Diagramm dargestellt. Je höher die Temperatur des „schwarzen Strahlkörpers“, desto höher ist der Blauanteil des Spektrums und desto kleiner ist der Rotanteil.

### Θερμοκρασία χρώματος

Η θερμοκρασία χρώματος της φωτεινής πηγής ορίζεται σε σχέση με ένα «μαύρο σώμα καλοριφέρ» και αποτυπώνονται σε αυτό που είναι γνωστό ως η «καμπύλη ακτινοβολητή Planck», όπως φαίνεται στο διάγραμμα. Όσο υψηλότερη είναι η θερμοκρασία αυτής της «μαύρης καλοριφέρ σώμα» είναι υψηλή, τόσο μεγαλύτερη είναι η μπλε συνιστώσα του φάσματος και η μικρότερη είναι η κόκκινη συνιστώσα.

### Indicative:



warm white < 3500 K°  
neutral white > 3500 K°  
daylight > 5000 K°

---

### Luminantie

---

Met de lichtsterkte, dat wil zeggen de stroom van licht dat valt op een welbepaald oppervlak. Deze maatregel wordt beïnvloed door de frequentie van de straling en de afstand tot de bron. Hoe groter de afstand tot de lichtbron, hoe kleiner de helderheid. De eenheid lux vertegenwoordigt het aantal lumen per vierkante meter (lumen/m<sup>2</sup>) en wordt gebruikt om de lichtstroom te bepalen vereist voor het te belichten punt. Het verschil tussen lux en lumen is dat lux rekening houdt met het te belichten oppervlak.

---

### La luminance

---

La luminance d'une source de lumière ou une zone éclairée est une mesure de combien l'œil est stimulé et donc de la façon dont une grande impression de luminosité est créée dans le cerveau. Elle est mesurée en candelas par mètre carré.

---

### Luminance

---

The luminance of a light source or an illuminated area is a measure of how much the eye is stimulated and therefore of how great an impression of brightness is created in the brain. It is measured in candelas per square meter.

---

### Die Leuchtdichte

---

Die Leuchtdichte einer Lichtquelle oder einer beleuchteten Fläche ist ein Maßstab für die Augenstimulation und somit dafür, wie eine starke Wahrnehmung der Helligkeit im Gehirn entsteht. Sie wird in Candela pro m<sup>2</sup> gemessen.

---

### Φωτεινότητας

---

Η φωτεινότητα της φωτεινής πηγής ή μια φωτεινή επιφάνεια είναι ένα μέτρο του πόσο πολύ το μάτι διεγείρεται και επομένως το πόσο μεγάλη είναι η εντύπωση της φωτεινότητας δημιουργείται στον εγκέφαλο. Μετριέται σε candela ανά τετραγωνικό μέτρο.

---

### L'efficacité lumineuse

---

Lichtopbrengst geeft aan dat de efficiëntie waarmee de elektrische stroom wordt omgezet in licht. Dit wordt gemeten in lumen per Watt (lm / W).

---

### L'efficacité lumineuse

---

L'efficacité lumineuse indique l'efficacité avec laquelle la puissance électrique consommée est convertie en lumière. Elle est mesurée en lumens par watt (lm / W).

---

### Luminous efficacy

---

Luminous efficacy indicates the efficiency with which the electrical power consumed is converted into light. It is measured in lumens per watt (lm/W).

---

### Leuchtkraft

---

Die Leuchtkraft gibt die Wirkungskraft an, mit der die verbrauchte Stromleistung in Licht umwandelt wird. Sie wird in Lumens pro Watt (lm/W) gemessen.

---

### Φωτεινή απόδοση

---

Φωτεινή απόδοση δείχνει την αποτελεσματικότητα με την οποία η ηλεκτρική ενέργεια που καταναλώνεται μετατρέπεται σε φως. Μετριέται σε lumens ανά watt (lm / W).









## NOTES

## INDEX BY NAME

Name	page	Name	page	Name	page
Alina	256	Eco 2A	223	Max-S2	224
Ampas	93	Eco 2C	223	Micro 1	68,150
Anti-glare 01	395	Ecopic	397	Micro 2	152
Anti-glare 02	395	Elipse	41	Micro TR	34,86,334
Anti-glare 03	395	Elyo FL	330-331	Mini astro 1	149
Anti-glare 04	395	Eros FL	328	Mini astro 2	148-149
Anti-glare 05	395	Faki K (interior)	25,47	Nobus D	166
Anti-glare 06	395	Faki R	25,47	Nobus FL	294
Aquadisc	115	Faros Atlantic	297	Nobus G	166
Artist	322-323	Faros Nobus	295	Nocturn	263
Astro 1	145	Genesis	344	Nomad 1	326-327
Astro 2	146	Goliath K	254-255	Nomad 2	276
Atlantic BIS	169	Goliath R	255	Octus O	190
Atlantic D	169	Hydro	54,118	Octus X	190
Atlantic FL	296-297	Indy	233	Okio	122-123
Atlantic G	169	IR Dim	137	Omega	78
Atrex 100 D	175	IR On-Off	137	Omega 1	139
Atrex 100 FL	304-305	Kara	110	Omega 1-IN	116
Atrex D	164	Keyko	130	Omega 2	139
Atrex FL	293	KitBox IP68	391	Omega 2-IN	116
Atrex G	164	Koba 1	70,118	Omega-IN	66,116
Atrex Y	165	Koba 1B	120	Onyx BIS	162
Banio	85	Koba 2	71,119	Onyx D	162
Base 100-A	394	Koba 2B	121	Onyx FL	291
Base 60-A	394	Koba TB	30,88	Onyx G	163
Base 60-B	394	Koba TR	88	Onyx K	162
Base Strap	395	Kozi F	380	Paco	39,92
Big Seven	247	Kozi S	198	Pic 1	397
Bolas	350	Krypto 1	102	Pic 2	397
Bolas F	378	Krypto 2	104	Pic 3	397
Bolas H	356	Krypto 3	104	Poeme D	178
Bolas HP led	354	KRYPTO BOX 2	393	Poeme FL	306
Bolas LED 230V	352	KRYPTO BOX 3	393	Poli Inox	397
Bolas V	356	Led Driver AC/200mA CC	387	Pop	392
Bolas VHX 230V	356	Led Driver AC/24V DC	388	Prince FL	273
Bolas X	356	Led Driver AC/350mA CC	386	Prince S	204
Bolas-O-HPL (220-240V)	367	Led Driver AC/450mA CC	387	Process	40
Bolas-O-HPL (350mA or 500mA)	367	Led Driver AC/500mA CC	386	Quadris	111
Cable 01	396	Led Driver AC/700mA CC	387	Recto 2	146
Cable 03	396	Led Driver DALI/CC	388	RGB control IR	390
Cable 04	396	Led Driver DC/CC	388	RGB control Panel	390
Cambridge A	179	LED Driver RGB	390	RGB interface DALI	390
Cambridge B	179	LED E27 10W 810 lumen	396	Ringo A	96,185
Cambridge FL	316	LED E27 13W 1500 lumen	396	Ringo C	185
Circo	82	LED E27 15W 1450 lumen	396	Rotor Maxi	34
Clip	42	LED E27 16W 1521 lumen	396	Rotor Mini	35
Cobus A	95,187	Lens 01	396	Sabri FL	286-287
Cobus B	95,187	Lens 02	396	Salsa	210
Cobus C	187	Lens 03	396	Salsa base	394
Cobus D	187	Lens 04	396	Salsa-S	266
Connex 2	391	Line-Up	228	Sami	259
Connex 3	391	Linus 2	97,182	Sami-flex	262
Connex 4	391	Lotus A	192	Sampa D	133
Connex 5	391	Lotus B	192	SAMPA D-Pro	136
Connex 6	391	Lotus C	192	Sampa FL	237
Cube 1L	74	Lotus D	98,194	Sampa L1	324-325
Cube 2L	74	Lotus E	98,194	Sampa L2	324-325
Cube Bis	125	Louver	395	Sampa PRO	238
Cube TR	30-31	Mani R	96,188	Sampa PRO+ (with detector)	238
Cubix D	158	Manix D	160	SAMPA S-Pro	136
Cubix FL	288	Manix FL	288-289	Sarm FL	284
Cubix G	159	Manix G	160	Saturn F	382
Cubix K	159	Marina-O	189	Saturn HP led	214-215
Cubix Y	159	Marina-R	189	Saturn Led	212
Cylinder 1-IN	227	Mask	202	Seven	244
Cylinder 2-IN	227	Max	154	Soft D	178
Cylinder S	220	Max 1-IN	117	Soft FL	290
Despo D	172-173	Max 2-IN	117	Soled	91
Despo FL	278	Max FL	270-271	Solid	42
Detector Dim-M	325	Max TR	86,334	Sounio	39,92
Detector Dim-S	325	Maxima-100	216	Spike 1	397
Detector On-Off	325	Maxima-50	206	Spirit D	175
Disco	114	Maxima-65	208	Spirit FL	302
Eco 1A	222	Maxima-GU	218	Spirit KD	176
Eco 1C	222	Max-S1	224	Spirit KFL	313

## INDEX BY NAME

Name	page	Name	page	Name	page
Spirit RD	176	Zaxor decor	300-301		
Spirit RFL	311	Zaxor GZ	359		
Squadra D	134	Zaxor GZ0	359		
Squadra G	135	Zaxor HP led	368		
Squadra TR	97,183	Zaxor led (220-240V)	361		
Star R	27	Zaxor led (350mA/500mA/700mA)	361		
Star S	27	Zaxor led O (220-240V)	364		
Static	85	Zaxor led O (350mA)	364		
Stem A	394	Zaxor Mini (220-240V)	347		
Stem B	394	Zaxor Mini (350mA)	347		
Stic	397	Zaxor O-HP led	370		
Strato	248	Zaxor U-X led (220-240V)	348		
Strida KD	176	Zaxor U-X led (350mA)	348		
Strida KFL	313	Zebra D	171		
Strida RD	177	Zebra FL	292		
Strida RFL	311	Zebra G	170		
Sumo D	175	Zebra Y	170		
Sumo FL	299	Zenith 7	41		
Sumo RD	174-175	Ziko	111		
Sumo RFL	308	Zita S	200		
Swapi	264	Z-Mini BOX	393		
Synchro. Cable 01	388	Zona F	374		
Synchro. Cable 02	388	Zona H	338		
Taf	78,128	Zona R	336		
Taf 1-IN	116	Zona S	336		
Taf 2-IN	116	Zona V	338		
Taf-IN	67,116	Zona X	338		
Tango K (exterior)	112-113	Zoom	40		
Tango K (interior)	64-65				
Tango R (exterior)	112-113				
Tango R (interior)	64-65				
Teka	157				
Teka IN	117				
Tekno	28				
Tex 1-IN	226				
Tex 2 ON	225				
Tex 2-IN	226				
Tex bis DL	268				
Tex bis FL	268				
Tex FL	269				
Tex GZ	225				
Titan 1	42				
Titan 2	43				
Titan 3	43				
Titan 4K	43				
Titan 4R	43				
Torga D	132				
Torga FL	250				
Torga L	320-321				
Totem FL	314-315				
Twist	110				
Ulyss FL	280-281				
Venus-R	345				
Venus-S	345				
Vigo	274				
Visio FL	277				
Vista GX	85				
Viva	76				
Viva TR	33				
Vodis A	94,18				
Vodis B	94,18				
Wally-S	140-141				
Wally-XL	142-143				
Xeno F	376-377				
Xeno R	343				
Xeno S	343				
Yorka A	48,106				
Yorka B	48,106				
Yorka C	48,106				
Yorka D	48,106				
Yorka E	48,106				
Yorka F	48,106				
Yorka G	48,106				
Zaxor BOX	393				
Zaxor 10°	362				

## INDEX BY CODE

Code	page	Code	page	Code	page
1101.	57,111	301.	224	8019.	178
1102.	56,111	302.	224	802.00.02	397
1103.	110	504.	96,185	8020.	328
1104.	110	591.	185	8021.	76
1105.	68,15	595.	97,182	8022.	.04 336
1106.	69,152	7001.	218	8022F.	374
1107.	34,86,334	7002.	208	8023.	.04 336
111.	96,188	7003.	216	8024.	.04 343
1120A.	190	7004.	206	8024F.	376-377
1122A.	190	7005.	202	8025.	.04 343
1134.	95,187	7006.	212	8026.	.00 27
1135.	187	7007.	228	8027.	.00 27
1137.	187	701.	162	8028.	354
1138.	95,187	7010.	322-323	8028F.	378
1139.	94,18	7011.	140-141	8028H.	356
114.5.07	179	7012.	142-143	8028V.	356
114.6.07	316	7013.	200	8028X.	356
114.7.07	316	7014.	345	8029.	214-215
1140.	94,18	7015.	345	8029F.	382
1152.	344	7016.	362	803.00.02	397
1153.	344	7017.	324-325	8031.	259
1155.	60,114	7018.	326-327	8032.	263
1159.	274	7019.	276	8034.	146
1165.	82	702.	162	8035.	146
1166.	85	7020P1.	136	8036.	133
1167.GX.16	85	7021.	262	8037.	237
1168.GX.16	85	7022.	264	8037D1.	238
117.5.07	179	7023P1.	136	8037P1.	238
117.6.07	316	703.	163	8038.	134
117.7.07	316	704.	162	8039.	97,183
1179.GU.04	225	709.E2.07	189	804.00.32	397
1182.	.00 41	715.	291	8040.	135
1184.	.00 41	718.	178	8041.	122-123
1185.	.00 40	725.E2.07	189	8042.	198
1186.	.00 40	729.	169	8042F.	380
1187.	102	731.	166	8045.	70,118
1188.	104	737.	169	8046.	120
1189.	104	741.	225	8047.	30,88
120.	192	746.	269	8048.	30,88
122.	192	750.GU.04	268	8049.	71,119
125.	192	751.GU.04	268	805.00.07	397
134.	98,194	752.	157	8050.	121
138.	98,194	7521.GU.04	117	8053.	145
149.	33	753.	154	8054.	148-149
171.	166	756.	86,334	8055.	149
173.	169	761.E2.04	171	8056.	130
176.	294	762.E2.04	170	8057.	106-107
180.	296-297	764.	292	8058.	106-107
212.	286-287	768.E2.04	164	8059.	106-107
217.	330-331	769.E2.04	165	8060.	106-107
2201.	359	770.2G.04	164	8061.	106-107
2211.	359	771.	293	8062.	108
2257.	347	774.E2.04	158	8064.	247
2258.	347	775.E2.04	159	8065.	244
2277.	361	776.G9.04	159	8066.	233
2278.	361	777.	288	8067.	248
2291.	300-301	790A.	175	8082K.	24
230.11.32	393	791A.	304-305	8082R.	24
230.	.32 393	795.	290	8083R.	28
239221.	222	798.2G.04	170	8084H.	338
239.	223	8002.	204	8084V.	338
240.	220	8004.	273	8084X.	338
2407.	364	8007.	277	8085H.	112-113
2408.	364	8008.	132	8085V.	112-113
2417.	368	8009.1	250	8085X.	112-113
2427.	370	8009.2	250	8086H.	64-65
2437.	367	8009.5	320-321	8086V.	64-65
2438.	367	8009.	314-315	8086X.	64-65
260A.00	42	800C1	350	8087H.	112-113
261A.00	42	8010.	106-107	8087V.	112-113
262A.00	43	8011.	106-107	8087X.	112-113
263A.00	43	8015.	93	8088H.	64-65
264A.00	43	8018.	284	8088V.	64-65
265A.00	43	8019.1.	306	8088X.	64-65
28.	.00 42	8019.2.	306	8089.	115

## INDEX BY CODE

Code	page	Code	page	Code	page
8090.	36	DET.IR.D1	136		
8091.	210	DET.IR.D3	136		
8092.	266	DIM.AC.01	388		
810.	295	DIM.AC.02	388		
811.	297	DRI.010	388		
902.	74	DRI.013	388		
902.GU.	124-125	DRI.014	388		
904.GU.	125	DRI.015	388		
906.EC.	30-31	DRI.24036	388		
906.GU.	89,335	DRI.24060	388		
907.EC.	74	DRI.24100	388		
907.GU.	127	DRI.24150	388		
908SA..00	39,92	IN880	397		
908SA..32	92,184	LED.E201.10830	396		
909SA.	92,184	LED.E202.15830	396		
910SA.	78,139	LED.E203.16830	396		
911SA.	66,116	LED.E204.13830	396		
912SA.	66,116	SUP.001	396		
913SA.	78,139	SUP.003	396		
914SA.	78,128	SUP.004	396		
915SA.	67,116	TI.	394		
916SA.	67,116	X004.	397		
917SA.	78,128	X011	387		
922.	34	X014	386		
923.	35	X016A	392		
924A.GU.04	226	X016B	392		
925.GU.04	226	X017	392		
926A.GU.04	227	X020	386		
927.GU.04	227	X021	386		
928.GU.04	117	X022	386		
929.GU.04	117	X026	386		
932.2G.04	159	X028	387		
935.	288-289	X030	386		
942.E2.04	160	X032	386		
944.2G.04	160	X033	386		
950.	176	X034	387		
951.	313	X035	388		
953.	176	X036	388		
954.	311	X037.DIM	386		
956.	176	X040	386		
957.	313	X041	390		
959.	177	X041DALI	390		
960.	311	X041DMX2	390		
962.	174-175	X041IR	390		
963.	308	X042	388		
969.	280-281	X043	386		
970.E2.04	175	X044	387		
971.	302	X045	387		
972.	175	X047	387		
973.	299	X053	392		
975.	270-271	X055A	392		
982.	256	X055B	392		
986.E2.32	254-255	X056	392		
987.E2.32	255	X057	392		
993.	172-173	X060.	395		
994.	278	X064	393		
AC.7001.AG.	395	X065	393		
AC.7002.AG.	395	X066A	392		
AC.7002.LS.	396	X066B	392		
AC.7003.AG.	395	X067A	392		
AC.7003.LS.	396	X067B	392		
AC.7012.1.	396	X068A	392		
AC.8002.AG.	395	X068B	392		
AC.8029.AG.	395	X073	386		
AC.8041.32	396	X074	386		
AC.8042.AG.	395	X076	386		
AC.8091.	394	X077	386		
AC.FX01.02A	395	X082	391		
AC.FX12.30.04	397	X082.Y	391		
BASE.060A.	394	X083	391		
BASE.060B.	394	X086	387		
BASE.100A.	394	X087	387		
DET.D1	325	X121	391		
DET.D2	325	X131	391		
DET.D3	325	X132	391		

## Headquarters

BEL - LIGHTING  
Zoning industriel de Saintes, Avenue Ernest Solvay 42  
BE 1480 Saintes (Tubize) - Belgium  
Tel: + 32 (0)2 3552428 Fax: + 32 (0)2 3550396  
www.bel-lighting.com info@bel-lighting.com

## Factory

BEL - LIGHTING / SENICO  
Βιοπα Μεγαρων, Θεση Παππα - Περιβολι  
Τ.Θ. 90 Τ.Κ. 19 100 Μεγαρα - Αττικής - Greece  
Τηλ: + 30 229 6027763 Fax: + 30 229 6022714  
www.bel-lighting.com senico@senico.gr

## Sales organisation

### Benelux

BEL - LIGHTING  
Tel: 02 3552428  
Fax: 02 3550396  
email: info@bel-lighting.com

### Greece

BEL - LIGHTING  
Τηλ: 229 6027763  
Fax: 229 6022714  
email: senico@senico.gr

### France

BEL - LIGHTING  
email: info@bel-lighting.com  
*Visitez notre site internet [www.bel-lighting.com](http://www.bel-lighting.com) et  
sélectionnez notre agent pour votre département*

### Germany

BEL - LIGHTING  
email: info@bel-lighting.com  
*Besuchen Sie bitte unser Website [www.bel-lighting.com](http://www.bel-lighting.com) und  
selektieren Sie den Handelsagent Ihrer Gegend (Postleitzahl).*

Others worldwide partners, visit our website [www.bel-lighting.com](http://www.bel-lighting.com)



Product Design & Concept: © by Nicolaos Terzis - Yannis Terzis - Georgios Zorpidis

Coordination - research & development : Bel Lighting & Senico

Photography : J.Rouben - M. Guillaume - P. Dijkmans - E. Bourgois - G. Tzortzis - I. Smolinski

catalogue edition 07/2018

The data in this catalogue are provided in good faith and only for your information. This data may not be used against BEL LIGHTING & SENICO, who reserves the right to alter all product data any time, without any notice.  
The general BEL LIGHTING & SENICO conditions of sale are always applicable.  
Nothing in this catalogue may be reproduced without permission in writing from the BEL LIGHTING company.

## COLOR CODE



00	Brushed natural aluminium	Natuur geborsteld aluminium	Aluminium brossé naturel	natuur gebürstet aluminium	Φυσικο Αλουμινιο
01	White	Wit	Blanc	Weiß	Λευκο
02	Black	Zwart	Noir	Schwarz	Μαυρο
02A	Anodized black	Geanodiseerd zwart	Noir anodisé	Schwartz anodisiert	Ανοδιωμενο Μαυρο
04	Brushed Stainless Steel	Geborsteld Inox	Inox brossé	Edelstahl gebürstet	Ανοξειδωτο
07	Brushed brass	Geborsteld Messing	Laiton brossé	Messing gebürstet	Φυσικο Χαλκο
09	Bronze	Brons	Bronze	Altmessing	Μπρονζε
16	Stainless Steel 316L	Inox 316L	Inox 316L	Edelstahl 316L	Ανοξειδωτο 316L
21	Brushed Copper	Geborsteld Koper	Cuivre brossé	Kupfer gebürstet	χαλκο
22	Brown	Bruin	Brun	Braun	Καφε
24	Corten	Corten	Corten	Corten	Καφε Corten
32	Anodised aluminium	Geanodiseerd aluminium	Aluminium anodisé	Aluminium anodisiert	Ανοδιωμενο αλουμινιο
39	Grey	Grijs	Gris	Grau	Γκρι
40	Rusty Iron	Roestig Ijzer	Acier rouillé	Rostigen Eisen	Σκουριασμένο Σίδηρο
41	Belgian stone	Blauwe steen	Pierre bleue	Stein aus Belgien	μαρμαρο βελγιου
42	Iroko	Iroko	Iroko	Iroko	ξύλο ιροκο
48	Dark Grey	Donker grijs	Gris foncé	Dunkelgrau	Σκούρο γκρι

## LEGEND

	Fixture Class 1	Toestel klasse 1	Appareil classe 1	Gerät klasse 1	Κλαση 1
	Fixture Class 3	Toestel klasse 3	Appareil classe 3	Gerät klasse 3	Κλαση 3
<b>CE</b>	CE Standard	CE Norm	Norme CE	CE Norm	CE
<b>IP</b> __	Degree of protection	Beschermingsindicatie	Degré de protection	Schutzklassel	Βαθμος στεγανωτητας
	Distance to another object	Afstand tot een pbject	Distance d'un autre objet	Abstand zu einem objekt	Αποσταση αντικειμενου
	Net Weight Kg	Netto gewicht Kg	Poids net Kg	NettoGewicht Kg	Βαρος Κιλο





TO

BE

CONTINUED





## **BEL LIGHTING**

Zoning industriel de Saintes, Avenue Ernest Solvay 42  
BE 1480 Saintes (Tubize) - Belgium

tel: + 32 (0)2 3552428 fax: + 32 (0)2 3550396

web: [www.bel-lighting.com](http://www.bel-lighting.com)  
email: [info@bel-lighting.com](mailto:info@bel-lighting.com)